

Specifications

Units: Imperial Metric

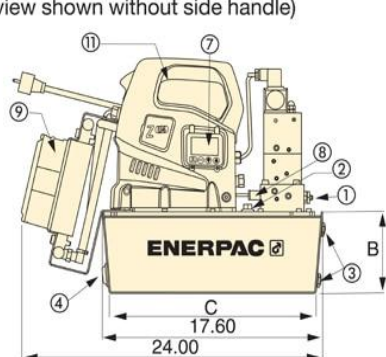
Maximum Operating Pressure (psi)	10,000
Cylinder Compatability	Double-acting
Reservoir Capacity (in³)	1,201
Usable Oil Capacity (gal)	10
Maximum Flow at Rated Pressure	60 in3/min
Output Flow Rate (in³/min) 100 psi	700
Output Flow Rate (in³/min) 10000 psi	60
Motor Size (hp)	1.7
Motor Hertz	50/60 Hz
Motor Phases	1 Ph
Motor Voltage	115 V
Valve Function	Advance / Hold / Retract
Valve Operation	Solenoid
Solenoid Valve Voltage	24 VDC
Valve Model	VE43
Power Source	Electric
Pump Control	Pendant
Motor Electrical Specification	115 V, 1 Ph, 50/60 Hz
Sound Level (dBa)	85 - 90
Relief Valve Adjustment Range (psi)	2,000 - 10,000
Weight (lbs)	174

Dimensions

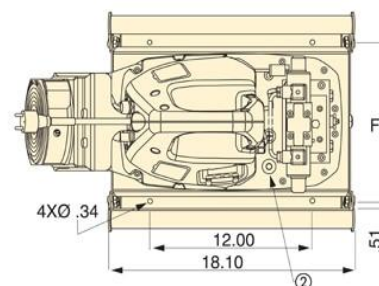
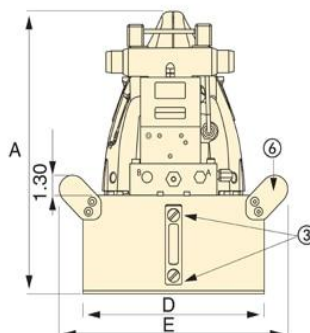
Units: Imperial Metric

Dimension A (in)	21.7
Dimension B (in)	10.6
Dimension C (in)	15.7
Dimension D (in)	19.9
Dimension E (in)	22.7
Dimension F (in)	18.9

**ZU-4 Series with 2.5, 5.0 and 10.0 gallon reservoirs**  
(Left view shown without side handle)



- ① User adjustable relief valve
- ② Oil fill port, SAE#10
- ③ Oil level sight gauge
- ④ Oil Drain, 1/2" NPTF
- ⑤ M8 x 1.25
- ⑥ Handles on all 2.5, 5.0, and 10.0-gallon reservoirs



**Factory installed features and options**

- ⑦ Back-lit LCD Electric
- ⑧ Pressure transducer
- ⑨ Heat exchanger
- ⑩ Skid bar
- ⑪ Handle guard installed on all 2.5, 5, and 10-gallon reservoirs
- ⑫ Reservoir handles included on all 2.5, 5 and 10-gallon pumps