

Specifications

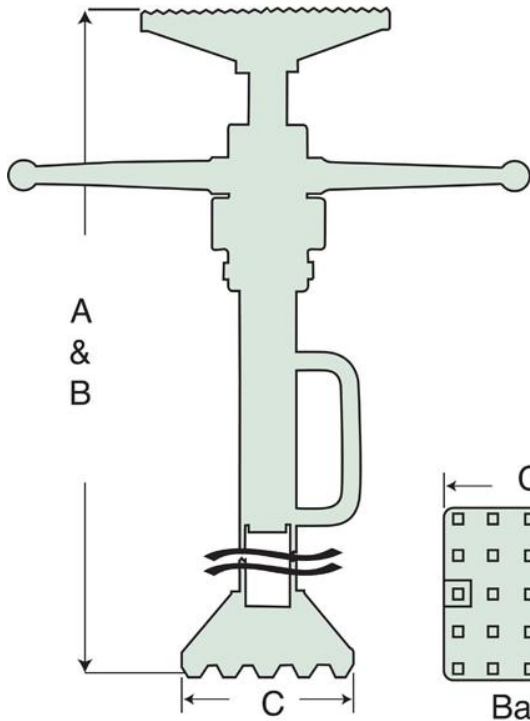
Units: Imperial Metric

Capacity (imperial tons)	4
Stroke (in)	20
Power Source	Mechanical
Head Type	E Type Head - For all standard work. Dimension between flanges: 8.13"
Head Length (in)	8.13
Head Width (in)	2
Weight (lbs)	29

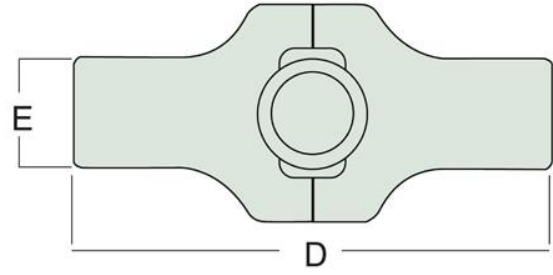
Dimensions

Units: Imperial Metric

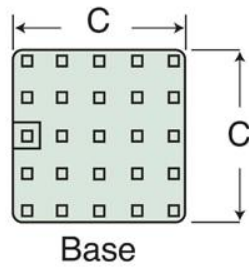
Collapsed Height (In)	39
Extended Height (In)	59
Dimension A (in)	39
Dimension B (in)	59
Dimension C (in)	7.38
Dimension D (in)	8.13
Dimension E (in)	2
Base Length (in)	7.38



E & F Style Head



S Style Head



Base

