

▼ Shown from left to right: BRC25, BRC46, BRP306, BRP606, BRP106C



The Ultimate in Pulling Power



Gauges

Minimize the risk of over-loading and ensure long, dependable service from your equipment. Refer to the System Components section for a full range of gauges.

Page: 147



Attachments and Accessories

The BRC25 and BRC46 units have base, collar and plunger threads to affix a range of optional attachments and accessories, such as chains, saddles and extension tubes.

Page: 206

- High-strength alloy steel construction
- Plunger blow-out protection to prevent over-extension
- Hard chrome-plated plunger for long life
- Baked enamel finish for increased corrosion resistance
- CR400 coupler and dust cap included on all models
- Plunger wiper reduces contamination, extending cylinder life
- Single-acting spring-return
- Replaceable links on BRP-models

▼ Ship building, welding and Enerpac pull cylinders go hand in hand.



▼ To lift a load bearing mast into place, BRP cylinders were used to tension the supporting cables.



Single-Acting, Pull Cylinders

Model Number	Base Mounting Hole V	Collar Thread W	Collar Thread Length X	Mtg. Thread Length Z
BRC25	3/4"-14 NPT	1 1/2"-16 UN	0.98	0.67
BRC46	1 1/4"-11 1/2" NPT	2 1/4"-14 UN	1.06	0.98
BRC106	M30 x 2	M85 x 2	1.02	0.98

**BRC
BRP
Series**



Capacity:

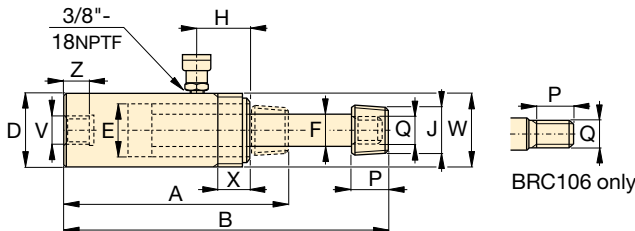
2.5 - 60 tons

Stroke:

5.00 - 6.06 inches

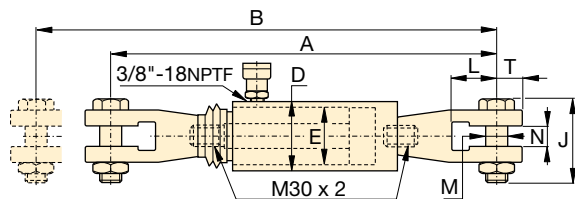
Maximum Operating Pressure:

10,000 psi

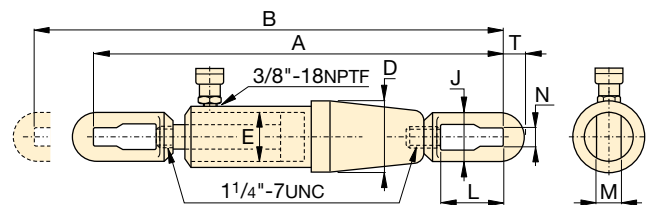


BRC25 to BRC106

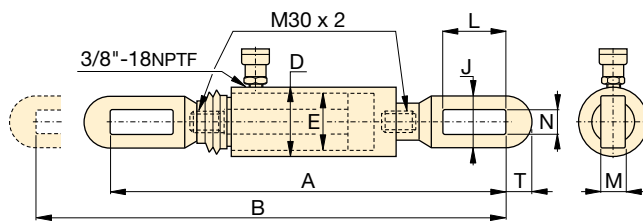
Cylinder Capacity (tons) [maximum]	Stroke (in)	Model Number	Cyl. Effect. Area (in ²)	Oil Cap. (in ³)	Collap. Height A (in)	Ext. Height B (in)	Outside Diam. D (in)	Cyl. Bore Diam. E (in)	Plgr. Diam. F (in)	Top to Inlet Port H (in)	Saddle Diameter J (in)	Plunger Thread Length P (in)	Plunger Outside Thread Q	Weight (lbs)
2.5 [2.7]	5.00	BRC25	0.55	2.76	10.44	15.44	1.89	1.13	0.75	1.77	3/4"-14 NPT	1.13	1 1/16"-24	4
5 [5.6]	5.50	BRC46	1.13	6.21	11.88	17.38	2.25	1.69	1.19	1.69	1 1/4"-11 1/2" NPT	1.25	1 3/16"-16	10
10 [11.6]	5.95	BRC106	2.32	13.80	11.38	17.33	3.35	2.13	1.25	1.57	-	1.02	M30x2	21



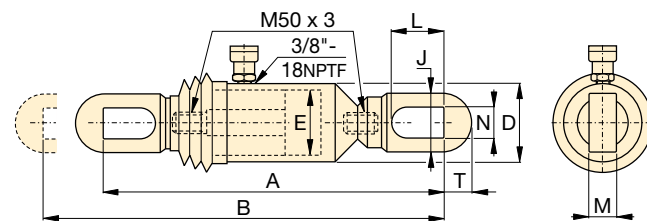
BRP106C



BRP306



BRP106L



BRP606

Cylinder Capacity (tons) [maximum]	Stroke (in)	Model Number	Cyl. Effect. Area (in ²)	Oil Capacity (in ³)	Collap. Height A (in)	Ext. Height B (in)	Outside Diam. D (in)	Cyl. Bore Diam. E (in)	Link Height J (in)	Link Opening L (in)	Link Thickness M (in)	Link Width N (in)	Slot to Link End T (in)	Weight (lbs)
10 [11.6]	5.91	BRP106C	2.45	14.58	23.66	29.57	3.35	2.13	4.13	3.43	1.18	1.38	1.28	34
	5.91	BRP106L	2.45	14.58	22.56	28.46	3.35	2.13	2.52	4.69	0.87	1.19	1.26	29
30 [35.96]	6.06	BRP306	7.19	43.63	43.71	49.71	5.39	3.50	4.49	6.10	1.38	1.57	2.17	139
60 [55.8]	6.02	BRP606	11.17	67.02	28.28	34.28	5.51	4.33	5.12	5.93	1.58	1.89	2.56	129

Note: BRP106C, BRP106L and BRP606 are fitted with rubber bellows for rod protection.