

Specifications

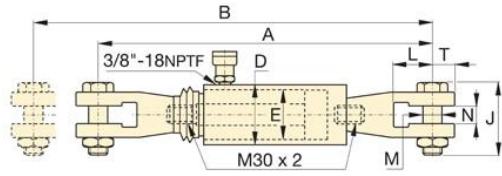
Units: Imperial Metric

Capacity Class (tonnage)	30
Maximum Cylinder Capacity Retract (tons)	35.95
Collapsed Height A (in)	43.71
Extended Height B (in)	49.71
Return Type	Single-Acting, Spring Return
Plunger Type	Solid
Material	Steel
Cylinder Effective Area Retract (in ²)	7.19
Oil Capacity Retract (in ³)	43.63
Surface Treatment	Paint
Coupler	CR400 Coupler

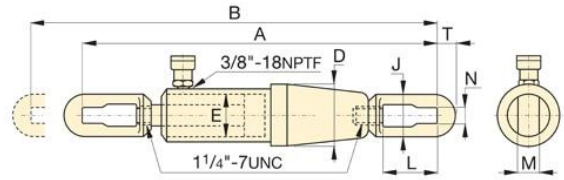
Dimensions

Units: Imperial Metric

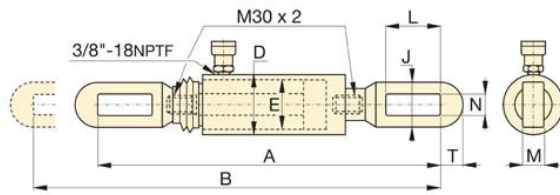
Collapsed Height A (in)	43.71
Extended Height B (in)	49.71
Outside Diameter D (in)	5.39
Cylinder Bore Diameter E (in)	3.5
Saddle Diameter J1 (in)	4.49
Plunger to Base L (in)	6.1
Plunger to Mounting Hole M (in)	1.38
Link Width N (in)	1.57
Slot to Link End T (in)	2.17



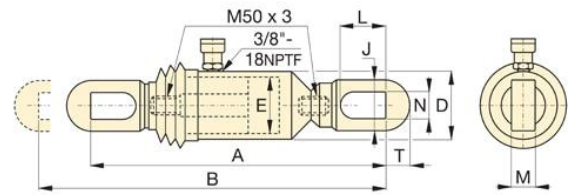
BRP-106C



BRP-306



BRP-106L



BRP-606