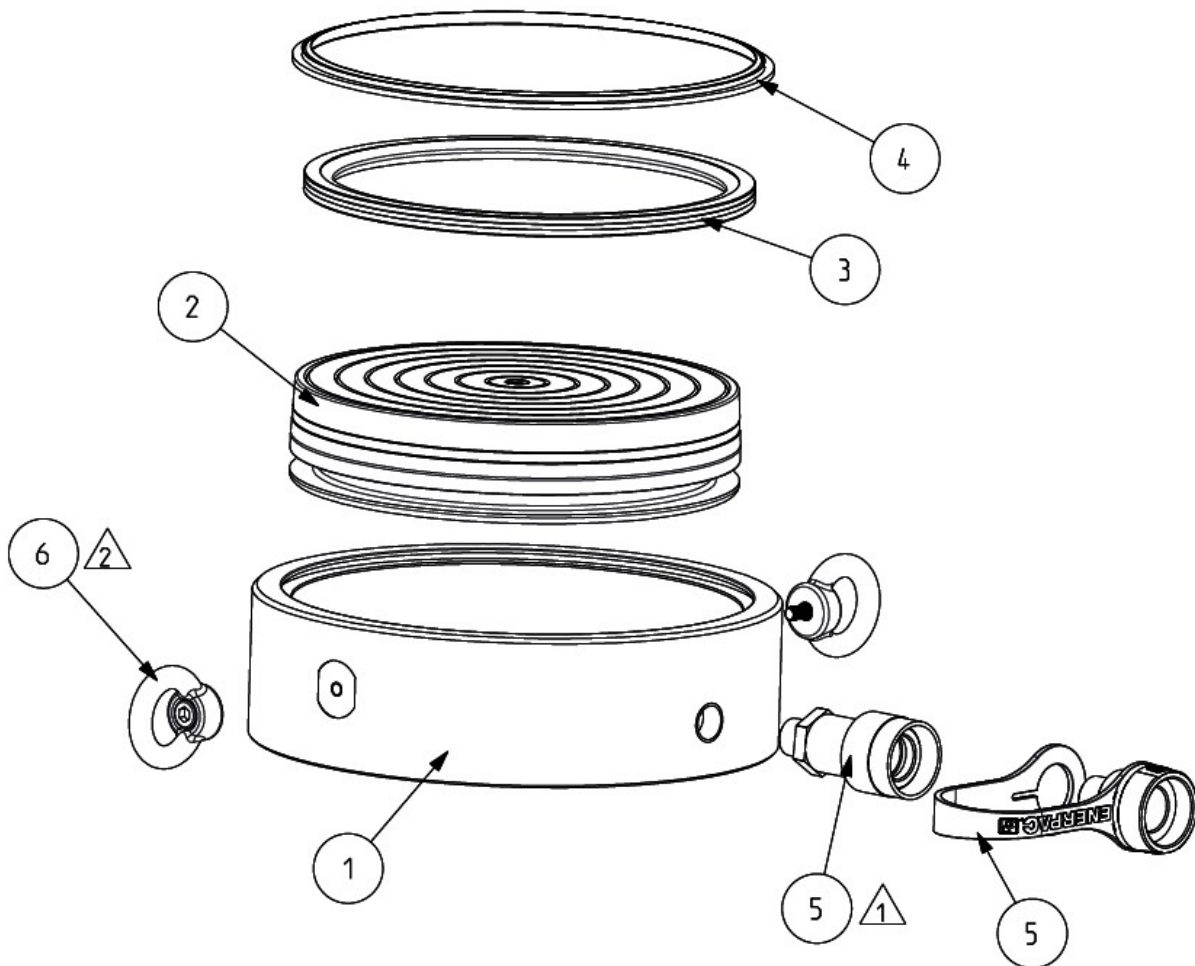



**To Protect Your Warranty, Use Only ENERPAC Hydraulic Oil.**


Enerpac recommends that all kit components be installed to insure optimum performance of the repaired unit.

**Note:** Apply Loctite 545 thread sealant to mating threads of items 1 and 5.



**NOTES:**

-  1/4" NPTF TORQUE TO 23-28 FT-LBS [32-38 Nm].
-  3/8" NPTF TORQUE TO 40-60 FT-LBS [55-81 Nm].

-  TORQUE TO 40-50 IN-LBS [3.5-5.5 Nm]

Repair parts list for CUSP-Series cylinders, models CUSP10 through CUSP75							
Item	Description	Qty.	Part Number	Part Number	Part Number	Part Number	Part Number
			CUSP10	CUSP20	CUSP30	CUSP50	CUSP75
1	CYLINDER BASE	1	B170042030-20	B170042030-21	B170042030-22	B170042030-23	B170042030-2
2	PLUNGER	1	B170042040-20	B170042040-21	B170042040-22	B170042040-23	B170042040-2
3	PISTON SEAL	1	*	*	*	*	*
4	SCRAPER	1	*	*	*	*	*
5	FEMALE COUPLER	1	AR630	AR630	AR630	AR630	AR630
6	EYEBOLT	2	-	-	-	-	-
7	WARNING DECAL (NOT SHOWN)	1	*DB9304026	*DB9304026	*DB9304026	*DB9304026	*DB9304026
8	ENERPAC DECAL (NOT SHOWN)	1	*DB8172026	*DB8172026	*DB8172026	*DB8175026	*DB8175026
9	COUPLER O-RING (NOT SHOWN)	1	*	*	*	*	*
* INDICATES PARTS INCLUDED IN THE SERVICE KIT LISTED BELOW							
SERVICE KIT		CUSP10K	CUSP20K	CUSP30K	CUSP50K	CUSP75K	

Repair parts list for CUSP-Series cylinders, Models CUSP100 through CUSP300							
Item	Description	Qty.	Part Number	Part Number	Part Number	Part Number	Part Number
			CUSP100	CUSP150	CUSP200	CUSP250	CUSP300
1	CYLINDER BASE	1	B170042030-3	B170042030-4	B170042030-5	B170042030-6	B170042030-7
2	PLUNGER	1	B170042040-3	B170042040-4	B170042040-5	B170042040-6	B170042040-7
3	PISTON SEAL	1	*	*	*	*	*
4	SCRAPER	1	*	*	*	*	*
5	FEMALE COUPLER	1	CR400	CR400	CR400	CR400	CR400
6	EYEBOLT	2	-	-	DB8099667	DB8099667	DB8099667
7	WARNING DECAL (NOT SHOWN)	1	*DB9304026	*DB9304026	*DB9304026	*DB9304026	*DB9304026
8	ENERPAC DECAL (NOT SHOWN)	1	*DB8175026	*DB8177026	*DB8177026	*DB8177026	*DB8177026
9	COUPLER O-RING (NOT SHOWN)	1	*	*	*	*	*
* INDICATES PARTS INCLUDED IN THE SERVICE KIT LISTED BELOW							
SERVICE KIT		CUSP100K	CUSP150K	CUSP200K	CUSP250K	CUSP300K	

Repair parts list for CUSP-Series cylinders, Models CUSP400 through CUSP1000							
Item	Description	Qty.	Part Number	Part Number	Part Number	Part Number	Part Number
			CUSP400	CUSP500	CUSP600	CUSP750	CUSP1000
1	CYLINDER BASE	1	B170042030-8	B170042030-9	B170042030-10	B170042030-11	B170042030-12
2	PLUNGER	1	B170042040-8	B170042040-9	B170042040-10	B170042040-11	B170042040-12
3	PISTON SEAL	1	*	*	*	*	*
4	SCRAPER	1	*	*	*	*	*
5	FEMALE COUPLER	1	CR400	CR400	CR400	CR400	CR400
6	EYEBOLT	2	DB8099667	DB8099667	DB8099667	DB8099667	DB8099667
7	WARNING DECAL (NOT SHOWN)	1	*DB9304026	*DB9304026	*DB9304026	*DB9304026	*DB9304026
8	ENERPAC DECAL (NOT SHOWN)	1	*DB8177026	*DB8178026	*DB8178026	*DB8178026	*DB8178026
9	COUPLER O-RING (NOT SHOWN)	1	*	*	*	*	*
* INDICATES PARTS INCLUDED IN THE SERVICE KIT LISTED BELOW							
SERVICE KIT		CUSP400K	CUSP500K	CUSP600K	CUSP750K	CUSP1000K	