

Cylinder accessories

Shown: Cylinder accessories



These accessories are provided so that you can effectively position, mount and actuate Enerpac hydraulic cylinders according to your specific fixturing or production applications.

Enerpac worksupport locked in position using an FN series self-locking flange nut.



For optimum mounting and fixture flexibility

...to match specific applications

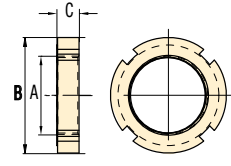
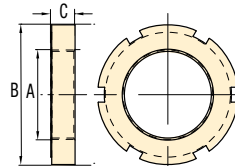
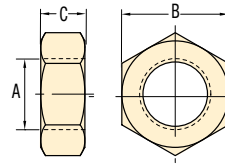
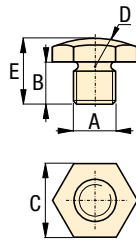
- **Contact bolts**
Allow cylinders to act as a datum point in your clamping applications, and protect the piston when cylinders are used for pushing applications
- **Cylindrical flange nuts**
For mounting threaded body cylinders in any position
- **Mounting brackets**
For bolting cylinders to suit the application

All BS Models

FN-121, 201, 251

FN-48, 55, 65, 80

All Other FN Models

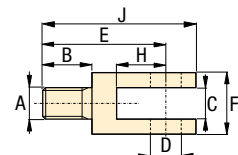


Product dimensions in inches []

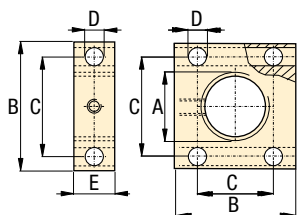
A thread	Model number	B	C rad.	D	E	A thread	Model number	B	C
▼ Spherical contact bolts					▼ Jam nuts				
#6-32 UNC	BS-21	.20	.25	.24	.35	0.500-20 UNF	FN-121	0.75	0.31
#8-32 UNC	BS-41	.28	.31	.31	.43	M12 x 1,5	FN-122	1.10	0.24
M4 x 0,7	BS-42	.28	.31	.31	.43	0.750-16 UNF	FN-201	1.13	0.42
.250-28 UNF	BS-61	.31	.44	.44	.55	M20 x 1,5	FN-202	1.12	0.31
M6 x 1,0	BS-62	.31	.44	.44	.55	1.000-12 UNF	FN-251	1.50	0.55
.313-24 UNF	BS-81	.39	.56	.55	.67	1.125-16 UN	FN-281	1.75	0.39
M8 x 1,25	BS-82	.39	.55	.55	.67	M28 x 1,5	FN-282	1.97	0.39
.375-16 UNC	BS-91	.39	.63	.63	.67	1.250-16 UN	FN-301	1.88	0.39
.500-13 UNC	BS-101	.39	.69	.67	.71	M30 x 1,5	FN-302	1.97	0.39
M10 x 1,5	BS-102	.26	.67	.91	.43	1.313-16 UN	FN-331	1.88	0.25
M16 x 2,0	BS-162	.47	.87	.87	.94	1.375-18 UNF	FN-351	1.88	0.25
M20 x 2,5	BS-202	.47	.94	.87	.94	M35 x 1,5	FN-352	2.17	0.43
						1.625-16 UN	FN-421	2.25	0.31
						M42 x 1,5	FN-422	2.44	0.47
						1.875-16 UN	FN-481	2.50	0.51
						M48 x 1,5	FN-482	2.95	0.51
						2.125-16 UN	FN-551	3.13	0.38
						M55 x 1,5	FN-552	3.15	0.51
						2.500-16 UN	FN-651	3.25	0.39
						M65 x 1,5	FN-652	3.74	0.55
						3.125-16 UN	FN-801	4.13	0.51
						M80 x 2,0	FN-802	4.53	0.63

Product dimensions in inches []

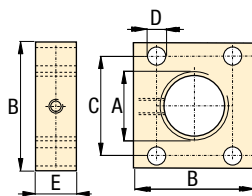
A thread	Model number	B	C	D	E	F	H	J
▼ Yoke								
.313-24 UNF	Y-3121	.50	.31	.31	1.25	.63	.50	1.56



MF and AW-51 models



other AW models



- E** Accesorios de cilindro
- F** Accessoires pour vérins
- D** Zubehör für Zylinder

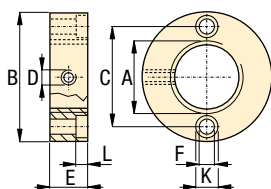
Product dimensions in inches []

A thread	Model number	B	C	D ø	E
-------------	-----------------	---	---	--------	---

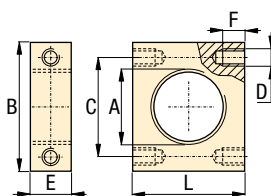
▼ Mounting flanges – Rectangular

1.375-18 UNEF	AW-5	1.75	1.34	0.27	0.50
1.500-16 UN	AW-51	2.25-2.75	1.62-2.12	0.41	1.00
1.875-16 UN	AW-89	2.25	1.77	0.33	1.00
2.500-16 UN	AW-19	3.25	2.17	0.35	0.98
3.125-16 UN	AW-90	3.75x4.75	2.38x3.50	0.64	1.25
0.500-20 UNF	MF-121	1.50	1.00	0.27	1.00
M12 x 1,5	MF-122	1.57	0.98	0.25	0.98
0.750-16 UNF	MF-201	2.25	1.50	0.40	1.50
M20 x 1,5	MF-202	2.56	1.77	0.40	1.57
1.000-12 UNF	MF-251	2.50	1.75	0.40	1.50
1.125-16 UN	MF-281	2.75	2.00	0.40	1.50
M28 x 1,5	MF-282	2.95	1.97	0.40	1.57
1.313-16 UN	MF-331	3.00	2.25	0.40	1.50
1.375-18 UNEF	MF-351	3.00	2.25	0.40	1.50
M35 x 1,5	MF-352	3.15	2.24	0.40	1.57
1.625-16 UN	MF-421	3.25	2.50	0.40	1.50
M42 x 1,5	MF-422	3.54	2.48	0.40	1.57
1.875-16 UN	MF-481	3.50	2.75	0.40	1.50
M48 x 1,5	MF-482	3.74	2.76	0.40	1.57
2.125-16 UN	MF-551	4.00	3.00	0.46	1.75
M55 x 1,5	MF-552	4.33	3.23	0.47	1.77
2.500-16 UN	MF-651	4.50	3.50	0.46	1.75
M65 x 1,5	MF-652	4.53	3.50	0.47	1.77
3.125-16 UN	MF-801	5.00	4.00	0.46	1.75
M80 x 2,0	MF-802	5.31	4.25	0.47	1.77

AW-53, -121



AW-102



Product dimensions in inches []

A thread	Model number	B ø	C	D thread	E ø	F ø	K ø	L
-------------	-----------------	--------	---	-------------	--------	--------	--------	---

▼ Mounting flanges – Cylindrical

1.500-16 UN	AW-53	2.88	2.25	.250-20 UNC	.75	.28	.41	0.31
2.750-16 UN	AW-121	4.50	3.63	.250-20 UNC	.75	.34	.50	.38

▼ Mounting flanges – Rectangular

2.250-14 UNS	AW-102	4.00	3.00	.438-20 UNF	1.25	.62	–	3.25
--------------	---------------	------	------	-------------	------	-----	---	------