



Capacity▶ 10 tons
 Weight▶ 84 lbs.



- ▶ Set includes a Simplex hand pump, cylinder, hose, gauge and gauge adapter.
- ▶ Heavy duty case included.
- ▶ Rated at 5 tons when attachments are used.
- ▶ Quick lock and threaded adaptors included.
- ▶ Order as a set or individual components.

MK106 Shown



THINK SAFETY

Please refer to pages 4&5 for a complete list of safety tips and recommendations.



R106 is rated at 10 tons at 10,000 psi. When using attachments or extensions do not exceed 5,000 psi (5 tons) reading on the gauge. Accessories & extensions are only rated at 5 tons. S2000A Spreader has an operating capacity of 1 ton.



◀ Add collar toe and flat base to build custom spreader or toe jack.



◀ Extensions, custom heads and adapters allow you to create tools that solve hundreds of problems. Simplex MK106 kits are used extensively for collision repair.




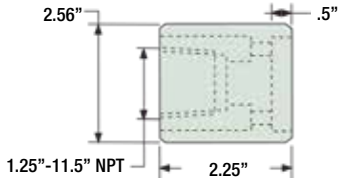

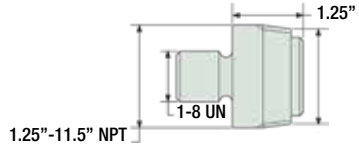

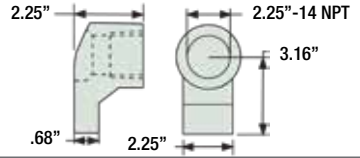

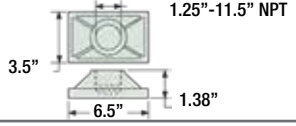

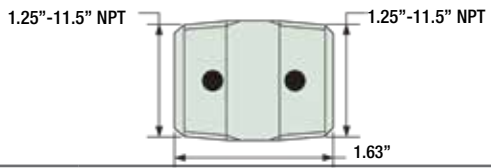

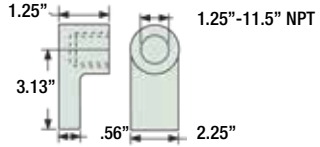

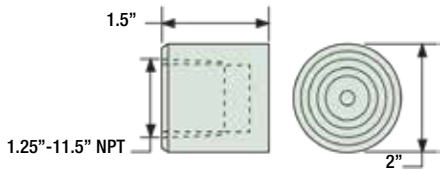
◀ Add a V-base and flat base for special spreading, holding and bending jobs.

Model	Capacity (tons)	Cylinder	Hand Pump	Hose	Gauge	Gauge Adapter	Attachments	Spreader	Box	Weight (lbs)
MK106	10	R106	P42	HCA6	G5	GA1	MK-4 thru MK-20	S2000A	MK-21	84

HYDRAULIC TOOLS

MK Series – Kit Components


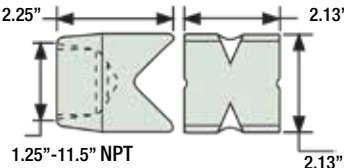

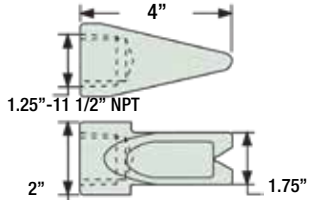

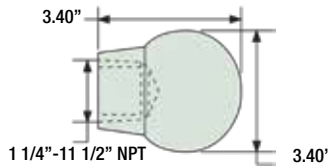

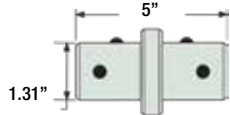

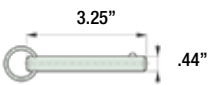

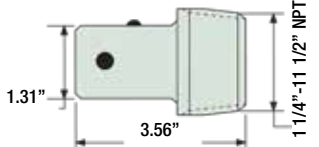

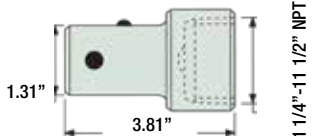






Model	Description	Dimensions
 MK-4	Base Attachment (Qty. 1)	
 MK-5	Threaded Adaptor (Qty. 1)	
 MK-6	Collar Toe (Qty. 1)	
 MK-7	Flat Base (Qty. 1)	
 MK-8	Threaded Connector (Qty. 1)	
 MK-9	Threaded Plunger Toe (Qty. 1)	
 MK-10	Grooved Saddle (Qty. 1)	

Hydraulic Tools



Maintenance Kit - MK106

Model	Description	Dimensions
 MK-11	90° V-Base (Qty. 1)	
 MK-12	Wedge Head (Qty. 1)	
 MK-13	Flex Head (Qty. 1)	
 MK-14	Lock On Connector (Qty. 3)	
 MK-15	Lock Pin (Qty. 4)	
 MK-16	Male Lock On Adapter (Qty. 1)	
 MK-17	Female Lock On Adapter (Qty. 1)	
Extensions and Box		
 MK-18	5 Inch Extension Pipe (Qty. 1)	
 MK-19	10 Inch Extension Pipe (Qty. 1)	
 MK-20	18 Inch Extension Pipe (Qty. 1)	
 MK-21	Wooden Box (Qty. 1)	

* All components are included in the MK106 Maintenance Kit.
 * All components can be ordered separately.