

Specifications

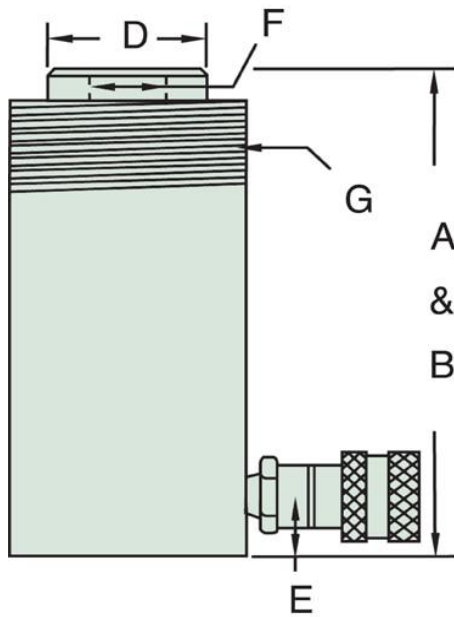
Units: **Imperial** Metric

Maximum Operating Pressure (psi)	10,000
Capacity Class (tonnage)	25
Capacity (imperial tons)	25
Stroke (in)	14.19
Collapsed Height A (in)	18.75
Extended Height B (in)	32.94
Return Type	Single-Acting, Spring Return
Plunger Type	Solid
Material	Steel
Cylinder Effective Area (in ²)	5.16
Oil Capacity Required (in ³)	73.49
Ram Bore Diameter (in)	2.56
Pressure at Capacity (psi)	9690
Bolt Circle (in)	2.31
Thread (in)	.5 - 13 UNC
Thread Depth (in)	0.75
Weight (lbs)	39.0

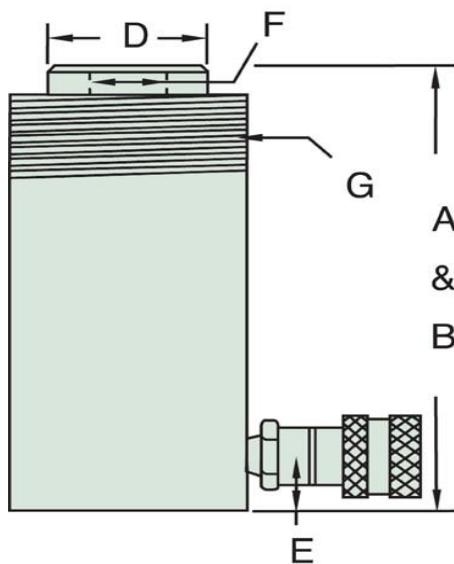
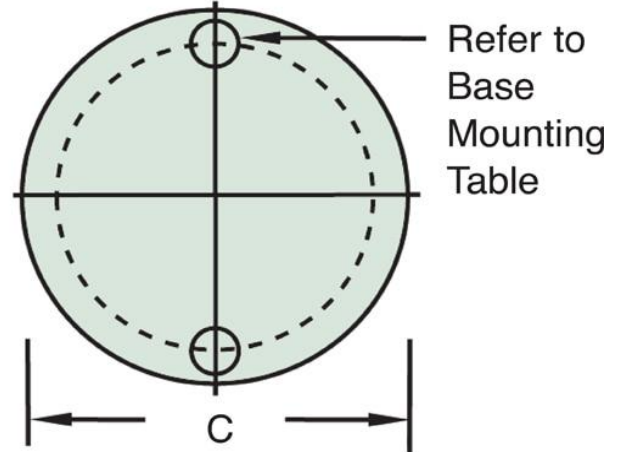
Dimensions

Units: **Imperial** Metric

Collapsed Height A (in)	18.75
Extended Height B (in)	32.94
Body Outside Diameter C (in)	3.37
Piston Outside Diameter D (in)	2.25
Base to Port Center Line E (in)	1.00
Piston Internal Diameter Threads F (in)	1.5 - 16
Piston Thread Depth F (in)	1.13
Collar Threads G (in)	3.31 - 12
Collar Threads Length G (in)	1.93



** R50 Base Mounting hole 7/32 through x 23/64 "C" bore (1/4" depth).*



** R50 Base Mounting hole 5.56 mm through x 9.13 mm "C" bore (10.64 mm depth).*

