



PowerLite® 420, 425W, 430 and 435W MULTIMEDIA PROJECTORS



Affordable short-throw projectors with premium audio and connectivity.

Ideal for wall-mount installations in classrooms or conference rooms, the PowerLite 420/425W/430/435W offer the perfect solutions — all at the perfect price. These budget-friendly short-throw projectors minimize shadow interference and glare, to ensure optimum viewing of your presentations. Using a built-in short-throw lens, they enable you to project an 80" image from just 2.7–2.9 feet away. The 425W/435W boast a 16:10 widescreen aspect ratio that's ideal for displaying high-definition content and content from widescreen computers. All projectors are equipped with a microphone input and a premium 16 W speaker to enhance any lesson with captivating audio. HDMI digital connectivity and advanced networking capabilities offer even more flexibility for teaching scenarios today and in the future.

Giant standard and widescreen images — XGA (1024 x 768) resolution and 4:3 aspect ratio (PowerLite 420/430); WXGA (1280 x 800) resolution and 16:10 aspect ratio (PowerLite 425W/435W)

Bright, colorful images — 2500 lumens color/white light output¹ (PowerLite 420/425W); 3000 lumens color/white light output¹ (PowerLite 430/435W)

Future-ready connectivity — HDMI input for digital connectivity with the latest laptops and media players; delivers high-quality audio and video with just one cable



The best-selling projectors in the world

Epson understands education and has a solution no matter what your teaching scenario. Built with image quality and reliability in mind, EPSON® projectors enhance communication and inspire collaboration, while offering a low cost of ownership. From long-throw projectors designed for traditional educational settings to ultra-short-throw and all-in-one solutions built for progressive classrooms, Epson has the model made for you.

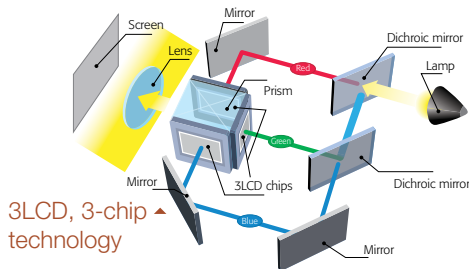


Leading-edge technology and performance

Spectacular quality and color with 3LCD technology

Innovative technology with proven reliability



- 3 chips for full-time, vibrant color
- 25% less electricity required per lumen of brightness when compared to 1-chip DLP projectors²
- Over 20 years of road-tested reliability built into every projector



Amazing color and white light output

Whether you're projecting images with deep, dark colors or a white screen with minimal text or graphics, you get rich, colorful images with:

- The PowerLite 420 and 425W — 2500 lumens of color/white light output¹
- The PowerLite 430 and 435W — 3000 lumens of color/white light output¹



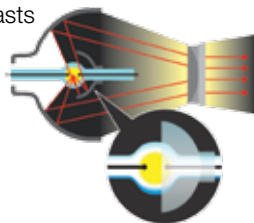
Short throw distance

Project large images from a short distance (i.e., an 80" image from just 2.7–2.9 feet away)

- Ideal for use with interactive whiteboards or standard whiteboards
- Minimizes shadow interference and glare

Energy-efficient E-TORL® lamp

- Delivers more lumens per watt and lasts up to 6000 hours³
- Minimizes both light diffraction and light leakage
- E-TORL lamps maximize your presentation time, while minimizing your costs



E-TORL lamp ▲

Brilliant widescreen performance (PowerLite 425W/435W only)

- High-definition WXGA (1280 x 800) resolution and a 16:10 aspect ratio allow you to project HD widescreen content as well as content from widescreen notebooks



1024 x 768



1280 x 800




Significant reduction in shadow interference

- Get amazing images and 30% more image area than with a standard 4:3 projector, plus the capability to display 4:3 and 16:9 content, without sacrificing image quality

Advanced connectivity including network features

High-quality images with HDMI digital connectivity

- Delivers both audio and brilliant video content with just one cable
- Compatible with the latest laptops, Blu-ray® and media players



Present remotely via RJ-45 network connectivity

Transmit both audio and video with a single connection

- Display material from any networked location, or in up to 4 different classrooms simultaneously
- Present remotely to support distance learning applications
- Connect wirelessly, via a network access point or optional wireless module, to give teachers the freedom to move around the classroom and interact with students for a more engaging learning environment



Monitor/control projectors remotely

Easily monitor/control EPSON networked projectors remotely, using the RJ-45 connection and EasyMP® Monitor software

- Save time and maintenance costs — power classroom projectors on and off without having to go to each individual classroom; set schedules for automatic events
- Receive e-mail alerts when attention is required
- Crestron RoomView™ enabled — monitor/control your projector with RoomView software, without the need for an A/V control box
- Broadcast your message — advertise events or broadcast instructions to all networked EPSON projectors⁴



Virtual remote control on your computer

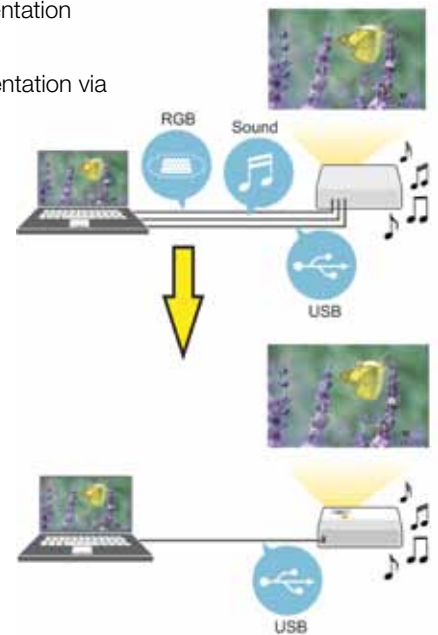
- Convenient projector remote control via a web browser (when projector is connected to the network)
- Control power on/off, source, volume, page up/down functions and more from your computer
- No special applications or software necessary; simply use your web browser in Windows® or Mac®



Easy setup using 3-in-1 USB Plug 'n Play — for PC and Mac

Three features, all with one standard USB connection

- Display your presentation
- Transmit audio
- Control your presentation via remote control
- Eliminate the need for three separate cable connections



Expanded USB functionality

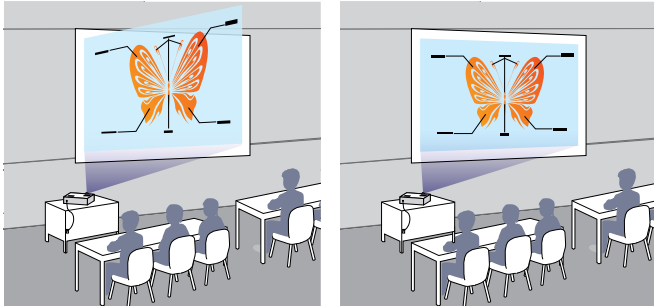
- Deliver PC-free image slideshows using a USB flashdrive (supports multiple file formats: JPEG, PNG, GIF and BMP)
- Partner your projector directly with the EPSON DC-06 document camera



Flexible setup with optional wall mount

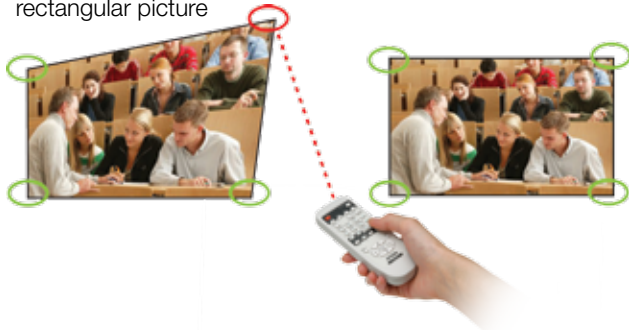
Easy setup and picture adjustments

- 1.35x digital zoom — for positioning flexibility
- +/- 15 degrees vertical keystone correction — allows for easy adjustments when the projector is placed above or below the center of the projection screen
- +/- 15 degrees horizontal keystone correction — allows for off-center positioning, so you can still present a rectangular image



Quick Corner®

- This innovative feature allows you to move any of the four corners of an image independently, for a perfectly rectangular picture




Convenient control and energy-saving features

- Instant Off® — no cool-down time required; it's ready to shut down when you are
- A/V Mute — pause your presentation to direct focus elsewhere or take a quick break
- Sleep Mode — set from 1 to 30 minutes to save energy when no signal is detected
- Direct Power On/Off — power the projector on/off with the flip of a wall switch

Optional ELPMB27 short-throw wall mount

- Designed for use with Epson's PowerLite 420, 425W, 430 and 435W short-throw projectors
- Wall mount offers an easy-to-install, affordable mounting solution for integration with a variety of interactive solutions and projection surfaces
- Includes a wide mounting plate and telescopic extension arm, which offers convenient and flexible installation



Built for flexible installation



Better Products for a Better Future™

For more information on Epson's environmental programs, go to eco.epson.com



Eco Features

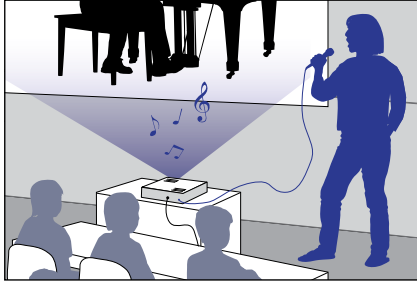
- Energy-efficient 3LCD light engine
- Energy-efficient E-TORL lamp
- RoHS compliant
- Designed to be recycled⁶
- Epson America, Inc. is a SmartWaySM Transport Partner⁷



Unique sound and communication tools

Built-in 16 W speaker and microphone input

- Captivate your entire classroom with 16 W of powerful sound, without purchasing external speakers
- Convenient microphone input allows you to connect a microphone to the projector and amplify your voice through the projector's built-in speakers
- The microphone can even be used while the projector is in standby mode, which saves energy and costs



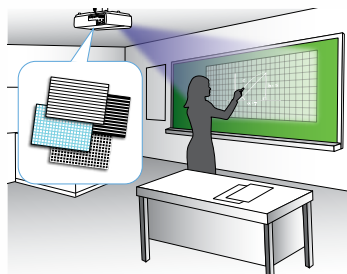

Built-in closed captioning

- Essential for education — helps meet ADA508 requirements for students with hearing impairments
- Helps save money — no need to pay for an additional decoder and installation
- Effective and easy to use — easily enabled or disabled through the projector remote or menu



Built-in teaching aids save time

- Choose from four pre-set templates to project lines or grids onto whiteboards or chalkboards, or create a custom template such as a map or other image used frequently
- Simply display the template by selecting the customizable User button on the projector remote control



Easily project lines or grids with built-in templates



PowerLite 420, 425W, 430 and 435W Additional Features

- Versatile connectivity for the classroom — HDMI, computer/VGA inputs, audio inputs, USB, audio out, monitor out, and RS-232c
- Fast wireless 802.11 b/g/n connectivity — via the optional wireless module with either:
 - Included software (Mac and PC) or
 - Optional Quick Wireless Connection USB key for fast, ad hoc, wireless connectivity (PC only)
- High density filter — 8x the surface area of previous filters for even more protection against dust; long filter cleaning schedule up to 5000 hours⁵



The EPSON Short-Throw Projector Series Model Comparison

GOOD

PowerLite 420
Best value, brilliant short-throw images

2500 lumens
XGA
Resolution
1024 x 768



BETTER

PowerLite 425W
Step up to widescreen resolution

2500 lumens
WXGA
Resolution
1280 x 800



BEST

PowerLite 430
Step up to ultra-bright images

3000 lumens
XGA
Resolution
1024 x 768



PowerLite 435W
Step up to ultra-bright widescreen resolution

3000 lumens
WXGA
Resolution
1280 x 800



PowerLite[®] 420, 425W, 430 and 435W Multimedia Projectors

Product Name	Product Code	UPC
PowerLite 420 projector	V11H447020	0 10343 88575 2
PowerLite 425W projector	V11H448020	0 10343 88573 8
PowerLite 430 projector	V11H469020	0 10343 88574 5
PowerLite 435W projector	V11H449020	0 10343 88572 1

Specifications

Projection System

RGB liquid crystal shutter projection system

Projection Method

Front/rear/ceiling mount

Driving Method

Poly-silicon TFT Active Matrix

Pixel Number

420/430: 786,432 dots (1024 x 768) x 3
425W/435W: 1,024,000 dots (1280 x 800) x 3

Color Light Output¹

420/425W: 2500 lumens
430/435W: 3000 lumens

White Light Output¹

420/425W: 2500 lumens (ISO 21118 standard)
430/435W: 3000 lumens (ISO 21118 standard)

Aspect Ratio

420/430: 4:3
425W/435W: 16:10

Native Resolution

420/430: 1024 x 768 (XGA)
425W/435W: 1280 x 800 (WXGA)

Resize

640 x 480 (VGA), 800 x 600 (SVGA),
1024 x 768 (XGA/425W and 435W only),
1152 x 864 (SXGA), 1280 x 800
(WXGA/420 and 430 only), 1280 x 960 (SXGA2),
1280 x 1024 (SXGA3), 1280 x 768
(WXGA 60-1/420 and 430 only),
1360 x 768 (WXGA 60-2), 1440 x 900 (WXGA+),
1400 x 1050 (SXGA+), 1600 x 1200 (UXGA)

Lamp Type

420/425W: 200 W UHE (E-TORL)
430/435W: 230 W UHE (E-TORL)

Lamp Life³

420/425W/430/435W: Up to 6000 hours
(ECO Mode)
420/425W: Up to 5000 hours (Normal Mode)
430/435W: Up to 4000 hours (Normal Mode)

Throw Ratio Range

420/430: 0.54 – 0.74
425W/435W: 0.48 – 0.65

Size (projected distance)

420/430: 50" to 108" (0.54 to 1.22 m)
425W/435W: 53" to 116" (0.54 to 1.22 m)

Keystone Correction Manual

Vertical ± 15 degrees

Keystone Correction Manual

Horizontal ± 15 degrees

Mac Connectivity

Projector is Mac compatible via USB,
DVI to HDMI or VGA adapter (not included)

Contrast Ratio

Up to 3000:1

Color Reproduction

16.77 million colors

Projection Lens

Type

No optical zoom/Manual focus

F-number

1.80

Focal Length

6.48 mm

Zoom Ratio

Digital zoom 1.0 – 1.35

Other

Display Performance

NTSC: 480 lines
PAL: 576 lines
(Depends on observation of the multi-burst pattern)

Input Signal

NTSC/NTSC4.43/PAL/M-PAL/N-PAL/PAL60/
SECAM

Interfaces

Computer/component video: D-sub 15 pin x 2
S-video: Mini DIN x 1
Composite video: RCA (Yellow) x 1
Audio in: RCA x 1 (L and R), Mini stereo x 2
USB connector: Type B x 1
(USB display, audio and mouse control)
USB connector: Type A x 1
(USB memory/document camera)
HDMI x 1
RJ-45 x 1
Serial: RS-232c x 1

Monitor out: D-sub 15 pin x 1

Audio out: Mini stereo x 1

Microphone: Mini stereo x 1

Wireless LAN port: 802.11 b/g/n
(optional – module sold separately)

Speaker

16 W (mono)

Operating Temperature

41 ° to 95 °F (5 ° to 35 °C)

Power Supply Voltage


100 – 240 V ± 10%, 50/60 Hz

Power Consumption

420/425W: 294 W (Normal Mode)
244 W (ECO Mode)

6.20 W Standby (Communication On)

0.29 W Standby (Communication Off)



430/435W: 332 W (Normal Mode)

241 W (ECO Mode)

6.80 W Standby (Communication On)

0.28 W Standby (Communication Off)

Fan Noise

420/425W: 35 dB (Normal Mode)

28 dB (ECO Mode)

430/435W: 37 dB (Normal Mode)

29 dB (ECO Mode)

Security

Keystone[®]-style lock provision,
padlock and security cable hole,
password protect function

Dimensions (W x D x H)

Including feet: 13.6" x 11.7" x 6.2"

Excluding feet: 13.6" x 10.9" x 4.1"

Weight

420/425W: 8.5 lb

430/435W: 8.7 lb

Remote Control

Features

Source search, video, LAN, computer, USB,
power, aspect, color mode, volume, e-zoom,
A/V mute, freeze, menu, page up and down,
help, auto, mouse functions, user, esc

Operating Angle

Right/left: ± 30 degrees

Upper/lower: 10 to 70 degrees

Operating Distance

19.7' (6 m)

Support

The EPSON ConnectionSM

Pre-sales support
U.S. and Canada 800-463-7766
Internet website www.epson.com

Service Programs

Two-year projector limited warranty,
EPSON Road Service program, PrivateLine[®]
dedicated toll-free support and 90-day limited
lamp warranty

What's In The Box

PowerLite 420, 425W, 430 or 435W projector,
power cord, computer cable (VGA), projector
remote control, batteries, user manual CD,
projector software CD, Quick Setup Sheet,
PrivateLine support card, password protection
sticker and lens cover

Accessory Part Numbers

Genuine EPSON Lamp	
420/425W:	V13H010L60
430/435W:	V13H010L61
Replacement air filter	V13H134A36
Short-throw wall mount (ELPMB27)	V12H003Z27
PowerLite [®] Pilot™ (ELPCB01)	V12H443020
Active Speakers (ELPSP02)	V12H467020
Wireless pendant microphone (ELPMC02)	V12H4430M2
Wireless 802.11b/g/n LAN unit (ELPAP07)	V12H418P12
Quick wireless connection USB key (ELPAP08)	V12H005M08
EPSON DC-06 document camera (ELPDC06)	V12H321005
EPSON DC-11 document camera (ELPDC11)	V12H377020
Universal projector ceiling mount	ELPMBPJF
Adjustable suspended ceiling channel kit	ELPMBP01
False ceiling plate kit	ELPMBP02
Structural round ceiling plate	ELPMBP03
Adjustable extension column (pipe) 8" - 11"	ELPMBP01
Component to VGA cable	ELPKC19
Keystone security lock	ELPSL01
Duet™ screen	ELPSC80
ES3000 portable screen (ELPSC26H)	V12H002S3Y

Packaging Specifications

PowerLite 420/425W/430/435W

Dimensions: 16.7" x 14.7" x 10.7" (W x D x H)

420/425W: Weight: 13.4 lb

430/435W: Weight: 13.6 lb

Genuine EPSON Lamp

Dimensions: 6.3" x 5.6" x 5.6" (W x D x H)

Weight: 0.7 lb

Master Carton

Dimensions: 28.4" x 13.1" x 6.8" (W x D x H)

Weight: 9.5 lb

Units Per Master Carton: 10

Replacement Air Filter

Dimensions: 8.0" x 3.3" x 1.1" (W x D x H)

Weight: 0.1 lb

Master Carton

Dimensions: 11.3" x 8.3" x 3.7" (W x D x H)

Weight: 1.5 lb

Units Per Master Carton: 10

1 Color and white light output will vary depending on mode selected. White light output measured using ISO 21118 standard.
2 Data source: ProjectorCentral.com Jan. 2011. Average of 1038 shipping models for which manufacturers provided lumens and total power data, all resolutions and brightness levels.
3 Lamp life will vary depending upon mode selected, environmental conditions and usage. Lamp brightness decreases over time.
4 Works only with EPSON projectors that support presentation over the network capability.
5 Recommendation based on normal room conditions. Cleaning intervals or requirements may vary depending on use, environment and other conditions.
6 See our website for convenient and reasonable recycling options at www.epson.com/recycle
7 SmartWay is an innovative partnership of the U.S. Environmental Protection Agency that reduces greenhouse gases and other air pollutants and improves fuel efficiency.