

EPSON[®]
EXCEED YOUR VISION



Touchboards

205 Westwood Ave, Long Branch, NJ 07740
Phone: 866-94 BOARDS (26273) / (732)-222-1511
Fax: (732)-222-7088 | E-mail: sales@touchboards.com



PowerLite[®] 4650/4750W/4855WU 3LCD Projectors



4855WU 3LCD Projector Shown



4650 3LCD Projector Shown

The ultimate projection solution for any meeting space.

3x Brighter Colors¹, and reliable performance — 3LCD, 3-chip technology

One measurement of brightness is not enough — look for both high color brightness and high white brightness. The PowerLite 4650/4750W/4855WU has:

Color Brightness: 4000 up to 5200 lumens²

White Brightness: 4000 up to 5200 lumens²

Crisp, clear resolution — XGA, WXGA or WUXGA for incredible images

Lens shift — align images easily with horizontal and vertical lens shift

Versatile connectivity — easily integrate with any system with HDMI[™] and DisplayPort[™]

Convenient remote management — remotely monitor and control presentations

Epson iProjection[™] — wirelessly display and control content from your iPhone[®], iPad[®], iPod touch[®] and Android[™] devices³

PowerLite® 4650/4750W/4855WU 3LCD Projectors

The ultimate projection solution for any meeting space.

The PowerLite 4650, 4750W and 4855WU projectors provide brilliant color and amazing image quality with up to 5200 lumens of color brightness and up to 5200 lumens of white brightness², plus up to WUXGA, Full HD resolution. These powerful products also feature Faroudja DCDi Cinema® video processing to ensure your image always looks its best. Setup is easy with a centered lens design, up to 2x optical zoom, and lens shift. Secure networking features allow for easy monitoring/control, Message broadcasting⁴, and displaying content over the network. Whether they're used in the boardroom, or your living room, the PowerLite 4650, 4750W and 4855WU multimedia projectors deliver bright, vivid images that will captivate any audience.

3x Brighter Colors with Epson®¹

Brilliant image quality requires high color brightness (color light output), and Epson 3LCD projectors have 3x Brighter Colors than leading competitive projectors¹.

One brightness measurement (lumens) is not enough. A projector's specification needs to show both high color brightness and high white brightness. If color brightness is lower than white brightness, images may be dark, dull and lose detail. If not provided, be sure to ask for a projector's color brightness specification.



4855WU



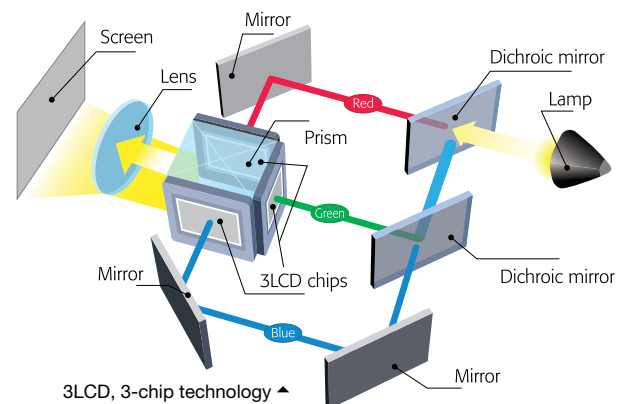
4750W



4650

3LCD — the #1 projection technology in the world

- All 3LCD projectors have both high color brightness and high white brightness
- All 3LCD projectors have 3 chips
- 25% lower power consumption for lower energy costs⁵
- 20 years of road-tested reliability



High color brightness and high white brightness



Color brightness significantly lower than white brightness

Actual photographs of projected images from an identical signal source. Price, resolution and white brightness are similar for both projectors (Epson 3LCD and 1-chip DLP competitor). Both projectors are set to their brightest mode.

Long-life lamp that's easy to replace

This high-efficiency lamp lasts up to 5000 hours in ECO Mode and up to 4000 hours in Normal Mode⁶. It can be replaced quickly and easily, without having to uninstall the projector from the ceiling.

The best-selling projectors in the world.

Built with image quality and reliability in mind, Epson projectors enhance communication and inspire collaboration, while offering a low total cost of ownership. From ultra portable projectors designed for educational settings to boardroom-ready business projectors, Epson has the model made for you.



Award-winning Faroudja DCDi Cinema for advanced video quality



Faroudja DCDi Cinema is a video enhancement technology, used primarily for film viewing, that produces exceptional image quality without introducing artifacts. Faroudja developed DCDi (Directional Correlational Deinterlacing) to eliminate jaggy images by using a unique algorithm. Epson has taken this technology and placed it into its projectors for a more enjoyable viewing experience.



DCDi on



DCDi off

Stacked 3D solutions

Create an impressive viewing experience with twice the brightness using Epson's stacked 3D solution (requires two projectors). Using polarized filters, in combination with low-cost 3D glasses, you can enjoy the 3D theater experience, right in your own personal space.

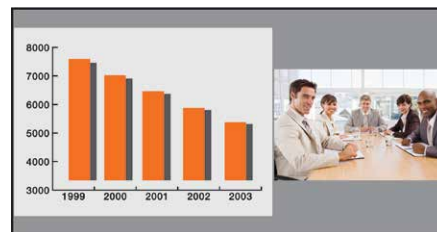


Split Screen⁷

Split Screen allows you to display content from two inputs simultaneously, side by side, on a single screen. With three layout options, you can display video and presentation materials. Or, you can run video on both screens.



Layout Option 1:
50-50% Split Screen



Layout Option 2:
Main image on the left



Layout Option 3:
Main image on the right

DICOM[®] Simulation Mode⁸

DICOM (Digital Imaging and Communication in Medicine) is a standard for handling, storing, printing and transmitting medical imaging information. DICOM Simulation Mode is ideal for viewing grayscale medical images, such as X-rays, for training and educational purposes. It enables users to reproduce images with an advanced grayscale level that simulates DICOM Part 14.



Easy Management®

EasyMP® Monitor tool makes it easy to monitor and control all networked Epson projectors, set up email notifications, verify and change internal settings, and more. You can also remotely power down your projector(s) to extend the lamp life and produce energy savings.

Schedule function

Save energy using the convenient Schedule function. Easily control the projector at non-networked venues. The embedded “clock” inside the projector enables it to do scheduled tasks without having the “network stand-by mode” on.

Protect your investment — long-life electrostatic air filter

The PowerLite 4650/4750W/4855WU series filter is designed to protect the optical engine, lamp and electronics from small dust particles that can enter any projector. It has a recommended 10,000-hour filter cleaning schedule⁹. The Epson electrostatic filter captures particles as small as three microns, due in part to its pleated, expanded design.

Easy maintenance

Offering convenient access to the lamps and filter, the PowerLite 4650/4750W/4855WU series makes maintenance easier than ever, even if the projector is ceiling mounted. The lamp and filter cover are located on the side panel for easy access, even when mounted.

Epson iProjection App

Display and control content from your iPhone, iPad or iPod touch and Android devices with the Epson iProjection App and any nearby wireless or networked Epson projector.⁹ This free application allows road warriors to travel light and present from their mobile devices. For teachers, it makes it easy to walk around the class and still be able to share engaging content — larger-than-life. The app is easy to use and navigate with intuitive menu options that make it simple to bring your content to the big screen. Find out how to set up your Epson iProjection App and learn more about your projector and device compatibility. To get started, visit epson.com/projectorapp



Lens shift

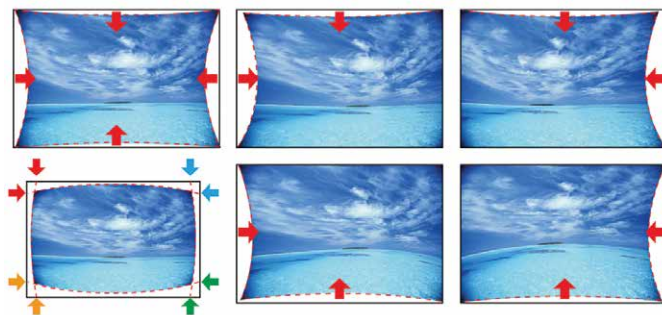
Epson lens shift technology enables outstanding installation flexibility with an incredible range of up to + or – 70 percent on the vertical axis and up to + or – 38 percent on the horizontal axis (may vary by model). Users can operate the lens shift functions using the adjustment knobs on the top of the projector.

Centered lens design

Featuring a centered lens design, the PowerLite 4650/4750W/4855WU series makes installation easy to plan. Positioning the ceiling mount, screen and projector can be performed individually and independent of one another.


Arc correction

Using arc correction, you can adjust each side of a projected image in an arc or barrel-shaped way, making it easier than ever to get a perfectly rectangular image.





Convenient test patterns

Make sure your presentation is set up correctly before you begin. These projectors feature nine test patterns including checking linearity, color reproduction, bleeding and tone production. They even detect distortion.



List of models



PowerLite 4650	PowerLite 4750W	PowerLite 4855WU
Resolution: XGA (1024x768) 	Resolution: WXGA (1280x800) 	Resolution: WUXGA (1920x1200)
Color Brightness²: 5200 lumens	Color Brightness²: 4200 lumens	Color Brightness²: 4000 lumens
White Brightness²: 5200 lumens	White Brightness²: 4200 lumens	White Brightness²: 4000 lumens
Lens Shift Range: Horizontal ± 38° Vertical ± 58°	Lens Shift Range: Horizontal ± 38° Vertical ± 70°	Lens Shift Range: Horizontal ± 10° Vertical ± 50°
Connectivity: HDMI, DisplayPort, VGA, Composite Video, BNC, USB, RS-232c, RJ-45		
Video Processing: Deinterlacing, Noise Reduction, Sharpness, Enhance		
Image Adjustment: Point Correction, Arc Correction, H/V Keystone, Quick Corner [®]		

1 Compared to leading 1-chip DLP business and education projectors based on NPD data, July 2011 through June 2012. Color brightness (color light output) measured in accordance with IDMS 15.4. Color brightness will vary depending on usage conditions.

2 Color brightness (color light output) and white brightness (white light output) will vary depending on usage conditions. Color light output measured in accordance with IDMS 15.4; white light output measured in accordance with ISO 21118.

3 Check your owner's manual to determine if a separate wireless LAN module must be purchased separately to enable wireless connection on your Epson projector. Epson projectors can be networked either through the Ethernet port on the projector (check model specifications for availability) or via a wireless connection. Not all Epson projectors are able to be networked. Availability varies depending on model.

4 Works only with Epson projectors that support presentation over the network capability.

5 Data source: ProjectorCentral.com Jan, 2013. Average of 1128 shipping models for which the manufacturers provided lumens and total power data, all resolutions and brightness levels. Energy efficiency was measured as wattage per lumen. It was measured for both 3LCD and 1-chip projectors in each of five brightness segments. 3LCD projectors averaged less required electricity per lumen in each of the five segments.

6 ECO Mode is up to 5000 hours. Normal Mode is up to 4000 hours. Lamp life will vary depending upon mode selected, environmental conditions and usage. Lamp brightness decreases over time.

7 Consult your user manual for input combinations.

8 This projector does not meet the DICOM standard Part 14 and should not be used as a medical diagnostic device.

9 Recommendation based on normal room conditions. Cleaning requirements may vary depending on use, environment and other conditions. Cleaning intervals may be adjusted to accommodate the environment in which the projector is used.

10 See our website for convenient and reasonable recycling options at www.epson.com/recycle

11 SmartWay is an innovative partnership of the U.S. Environmental Protection Agency that reduces greenhouse gases and other air pollutants and improves fuel efficiency.



Additional Features/Benefits

- **Centered lens design** — position the ceiling mount, screen and projector independently; the screen will align with the lens at the center of the projector
- **Lens shift** — offers installation flexibility with a range of motion of up to 70 degree vertical from center and 38 degree horizontal from center; also features lens shift lock
- **Faroudja DCDi Cinema technology and 2:2 pull-down** — achieve exceptional video quality without introducing artifacts
- **3D stacking** — using polarized filters and passive 3D glasses; or, double stack the projectors to display a 2D image and get double the brightness
- **EasyMP Network Projection** — easily present content over the network
- **Remote network monitoring and control** — plus Message B roadcasting⁴ and built-in schedule functions
- **Epson iProjection** — wirelessly display and control content from your iPhone, iPad or iPod touch and Android devices³
- **Up to 2x optical zoom** — ensures easy setup (Note: the 4855WU features 1.8x optical zoom)
- **Image scale and position adjustments** — adjust displayed images, based on your source, to fill up the entire display area — no more black bars
- **Split Screen⁷** — project two images (video or still) side-by-side from two different sources simultaneously
- **Digital connectivity** — easily integrate your projector with any existing system, via HDMI and DisplayPort
- **Point and arc correction** — adjust each side of an image for a perfectly rectangular image

Better Products for a Better Future™

For more information on Epson's environmental programs, go to eco.epson.com

Eco Features

- Energy-efficient 3LCD light engine
- Recyclable product¹⁰
- Epson America, Inc. is a SmartWaySM Transport Partner¹¹



**PowerLite[®] 4650 XGA/4750W WXGA/
4855WU WUXGA 3LCD Projectors**

Product Name	Product Code	UPC
PowerLite 4650	V11H546020	0 10343 90804 8
PowerLite 4750W	V11H544020	0 10343 90806 2
PowerLite 4855WU	V11H543120	0 10343 90807 9
Genuine Epson Lamp	V13H010L77	0 10343 90809 3
Replacement Air Filter	V13H134A45	0 10343 90810 9

Specifications

Projection System
High-aperture Epson 3LCD, 3-chip technology

Projection Method
Front/rear/ceiling mount

Driving Method
Epson Poly-silicon TFT Active Matrix

Pixel Number
4650: 786,432 pixel (1024 x 768) x 3
4750W: 1,024,000 pixel (1280 x 800) x 3
4855WU: 2,304,000 pixel (1920 x 1200) x 3

Color Brightness* (Color Light Output):
4650: 5200 lumens
4750W: 4200 lumens
4855WU: 4000 lumens

White Brightness* (White Light Output):
4650: 5200 lumens
4750W: 4200 lumens
4855WU: 4000 lumens

Native Resolution
4650: 1024x768 (XGA)
4750W: 1280 x 800 (WXGA)
4855WU: 1920 x 1200 (WUXGA)

Resize
640 x 480, 800 x 600, 1280 x 1024,
1400 x 1050

Aspect Ratio
Supports 4:3, 16:9, 16:10

Pixel Arrangement
Cross stripe

Contrast Ratio
(High Brightness, Dynamic Mode)
5000:1

Brightness Uniformity (typical)
90%

Color Reproduction
Up to 1 billion colors

Size (projected distance)
4650/4750W: 30" – 300"
4855WU: 50" – 300"

Lens Shift
Vertical:
4650: ±58 percent
4750W: ±70 percent
4855WU: ±50 percent
Horizontal:
4650, 4750W: ±38 percent
4855WU: ±10 percent

Specifications (continued)

Keystone Correction
Vertical: ±30 degrees
Horizontal: ±30 degrees

Lamp Type
4650/4750W: 280 UHE
4855WU: 260 UHE

Lamp Life* (ECO/Normal mode)
4650/4750W/4855WU: 5000/4000 hours

Effective Scanning Frequency Range

Pixel Clock
13.5 MHz – 162 MHz (up to UXGA 60 Hz)

Horizontal
15 kHz – 92 kHz

Vertical
50 Hz – 85 Hz

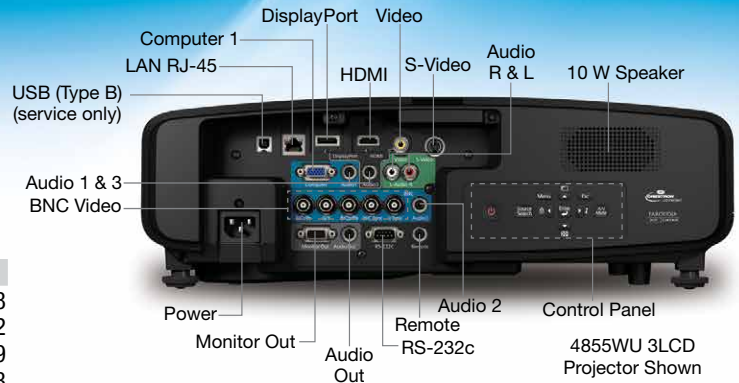
Video I/O

Display Performance
NTSC: 480 line
PAL: 576 line
(depends on observation of the multi-burst pattern)

Input Signal
NTSC/NTSC4.43/PAL/M-PAL/N-PAL/PAL60/SECA
M/480i/576i/480p/576p/720p/1080i/1080p

PixelWorks: video chip
3D Y/C separation, noise reduction
motion compensated
Interlace-Progressive conversion
(2 – 2, 3 – 2 film detection)

Interfaces
HDMI x 1
DisplayPort x 1
Computer: D-sub 15 pin x 1
Video-1: 5-BNC x 1
Video-2: RCA x 1
Composite video: BNC x 1
S-Video x 1
Audio-in: Mini stereo x 3
Audio-in: RCA (L&R) x 1
Network: RJ-45 x 1, 100 Mbps
Serial: RS-232c
Hardwire remote jack x 1
Monitor Out: D-sub 15 pin x 1



Standard Projection Lens

Type
Manual focus/zoom

F-number
1.50 – 2.14

Focal Length
16.72mm – 33.47mm

Zoom Ratio
Optical zoom
4650/4750W: 1.0x – 2.0x
4855WU: 1.0x – 1.8x

Throw Ratio Range
4650/4750W: 1.27 – 2.59
4855WU: 1.26 – 2.30

Other Features

Operating Temperature
32° to 113° F (0° to 45° C)

Power Supply Voltage
100 – 240 V ±10%, 50/60 Hz AC

Power Consumption
4650/4750W: 409 W (Normal Mode)
4855WU: 387 W (Normal Mode)
311 W (ECO Mode)
4.3 W Standby (Communication on)
0.41 W Standby (Communication off)

Fan Noise
38 dB (Normal Mode)
32 dB (ECO Mode)

Security
Security cable hole, lens lock, Kensington[®] lock provision

Remote Control

Features
Power, source search selection, computer, video, A/V mute, freeze, user ID, auto, aspect, color mode, number, page up and down, e-zoom, volume, help, menu, enter, esc and pointer functions

Operating Angle
Right/left:
Front: ± 60 degrees
Rear: ± 30 degrees
Upper/lower:
Front: ± 20 degrees
Rear: +10 to + 45 degrees

Operating Distance
49 ft

Support

The Epson ConnectionSM
Pre-sales support U.S. and Canada
800-463-7766
Internet website www.epson.com

Service Programs
Two-year limited warranty, Epson Road Service program, PrivateLine[®] dedicated toll-free support (U.S. and Canada only) and 90-day limited lamp warranty

What's In The Box

A PowerLite projector, power cable, computer cable (VGA), projector remote control with batteries, user manual CD, EasyMP software CD, Quick Setup Sheet, registration card and lens lock screw

Dimensions (W x D x H)

Including Feet
18.58" x 13.94" x 6.26"

Excluding Feet, Lens
18.58" x 12.60" x 5.28"

Weight with standard lens 14.3 lb

Accessory Part Numbers

Genuine Epson lamp (ELPLP77)	V13H010L77
Replacement air filter (ELPAF45)	V13H134A45
Wireless LAN module (ELPAP07)	V12H306P12
Quick Wireless Connect key (ELPAP09)	V12H005M09
Replacement remote control	158279900
AP-60 Projector Sound Solution	V12H329020
DC-06 Document Camera (PC / Mac [®])	V12H321005
DC-11 Document Camera	V12H377020
DC-20 Document Camera	V12H500020
PixiePlus [™] Control System for Epson Projectors	ELPSP10
Kensington Microsaver Security Lock	ELPSL01
Universal projector ceiling mount	ELPMBPJF
False ceiling plate kit	ELPMBP02
Duet [™] screen	ELPSC80
Active Speakers (ELPSP02)	V12H467020
Belkin Pro Series VGA Cable, 25ft	F3H982-25
Belkin PureAV HDMI Cable, 12ft	AV22300-12



205 Westwood Ave, Long Branch, NJ 07740
Phone: 866-94 BOARDS (26273) / (732)-222-1511
Fax: (732)-222-7088 | E-mail: sales@touchboards.com