


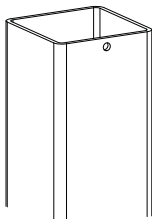
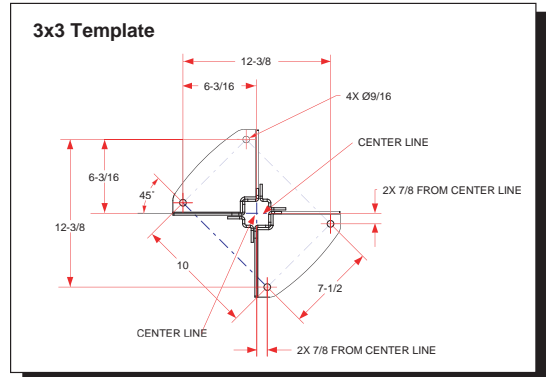
## Ergotron® Command Post

# Touchboards

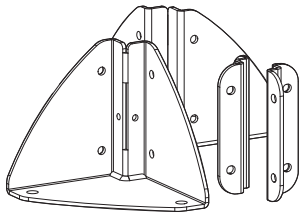
205 Westwood Ave, Long Branch, NJ 07740  
 Phone: 866-94 BOARDS (26273) / (732)-222-1511  
 Fax: (732)-222-7088 | E-mail: sales@touchboards.com



- Read these instructions.
- Läs broschyren.
- Lesen Sie Die Broshüre.
- Lisez le dépliant.
- Lees de brochure.
- Lee el folleto.
- Leggi la brochure.



**3x3**  
(76.2 mm)



**8x**  
1" (25.4mm) Plastic Spacer  
for 3x3 and 4x4 Posts only

**8x**  
 3/8" (9.5mm) -16 x 1" (25.4mm) Hex Head Screws  
for 2x2 Posts only

**8x**  
 3/8" (9.5mm) -16 x 2" (50.8mm) Hex Head Screws  
For 3x3 and 4x4 Posts only

**8x**  
 3/8" (9.5mm)-16 Hex Nut

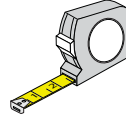
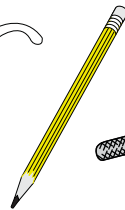
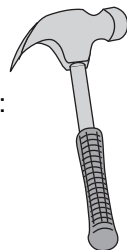
**8x**  
 3/8" (9.5mm) Flat Washer

**8x**  
 3/8" (9.5mm) Split Lock Washer



**Tools required:**

- De här verktygen behöver du:
- Diese Werkzeuge benötigen Sie:
- Voici les outils dont vous avez besoin:
- Dit gereedschap is nodig:
- Herramientas necesarias:
- Gli attrezzi necessari:

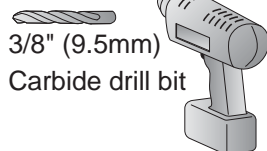
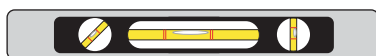
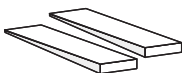
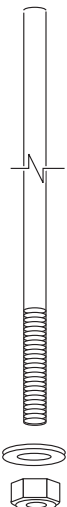


**9/16"**  
(14.3mm)

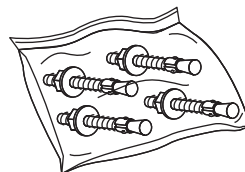
**9/16"**  
(14.3mm)

**4x**

Ceiling application only - 1/2" (12.7mm) Anchor Rods - customer supplied



**3/8" (9.5mm)**  
Carbide drill bit



Floor application only - optional Ergotron Concrete Anchor Kit

## DETERMINE MOUNTING LOCATION

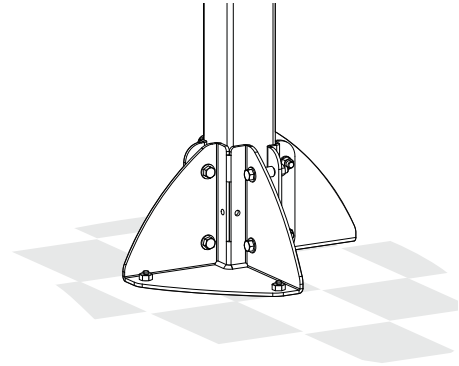
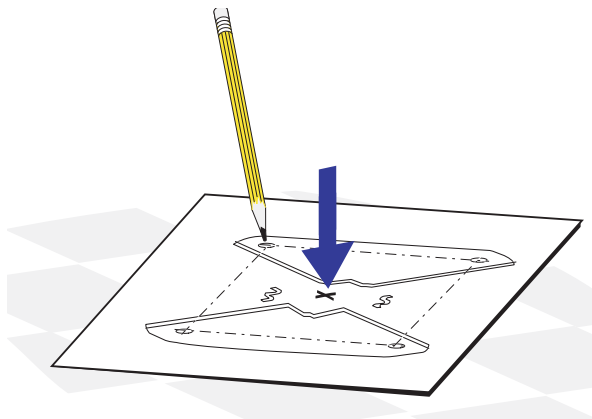
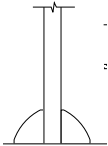
### **⚠ WARNING**

The Support Base must be securely installed to ensure safety. Since Ergotron has no control over the type of floor, ceiling, wall and/or ultimate mounting method, the user assumes all responsibility for this aspect of the installation. If you have any questions in regard to your mounting system, see your building contractor.

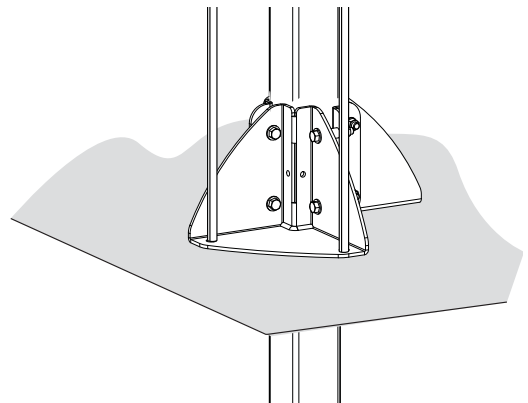
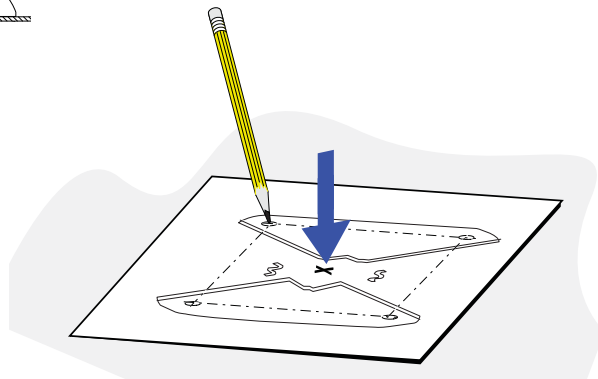
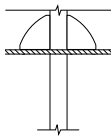
### Template

Mark four mounting holes

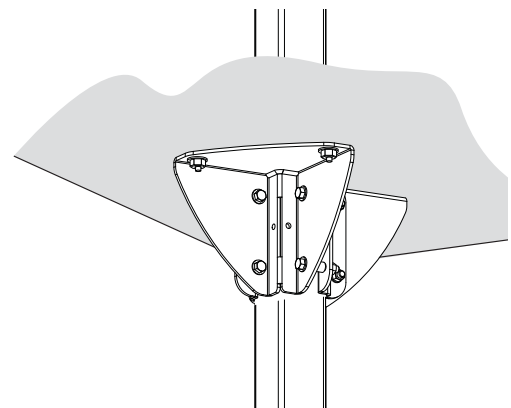
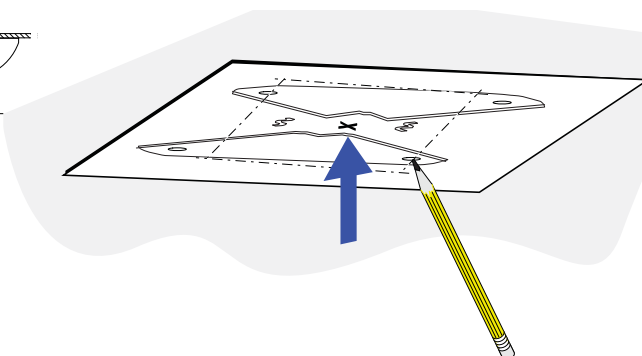
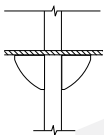
#### Floor



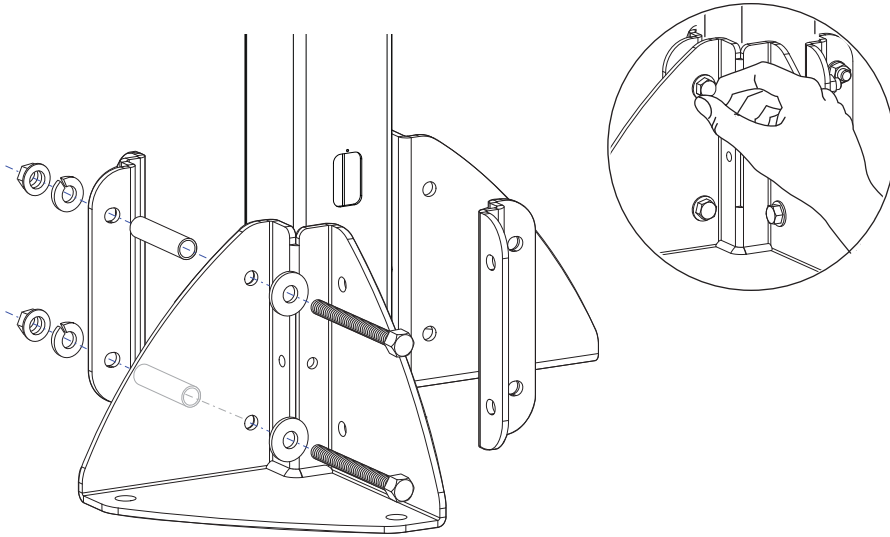
#### Above Ceiling




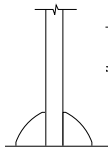
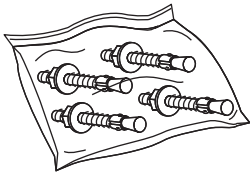
#### Below Ceiling



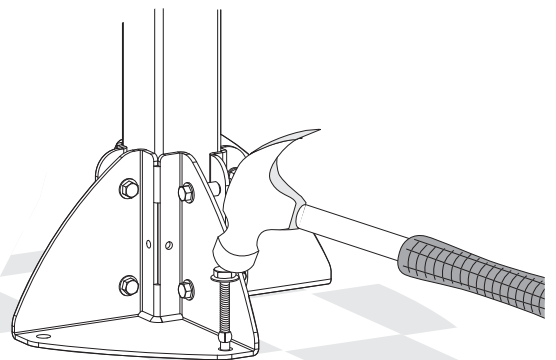
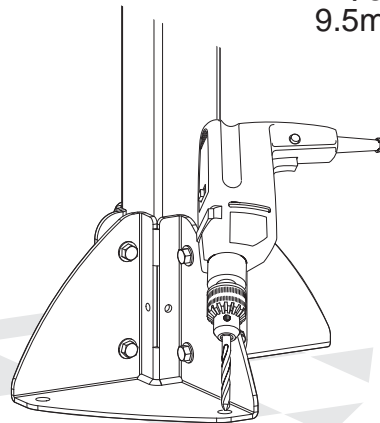
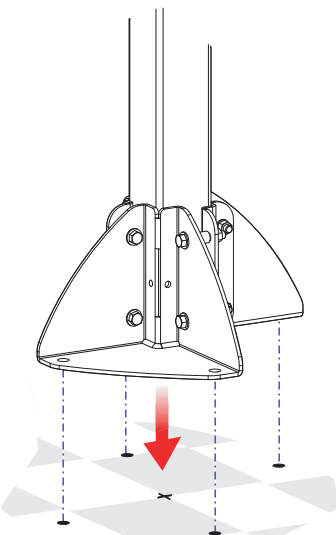
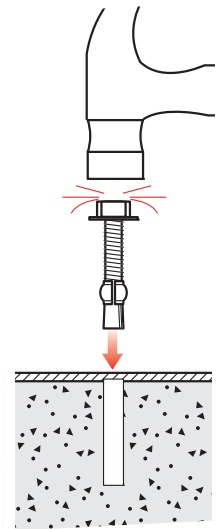
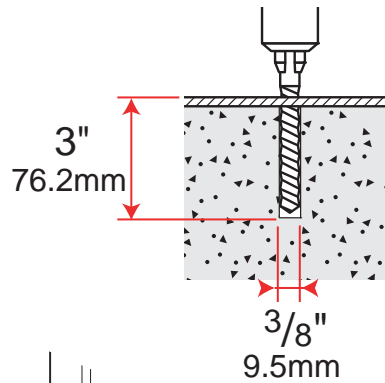
# ASSEMBLE SUPPORT BASE



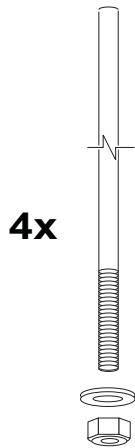
## MOUNT BASE - Floor



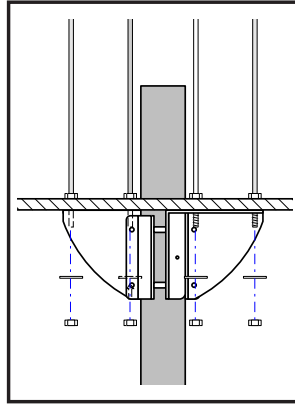
Typical Floor Configurations  
using optional Ergotron  
Concrete Anchor Kit



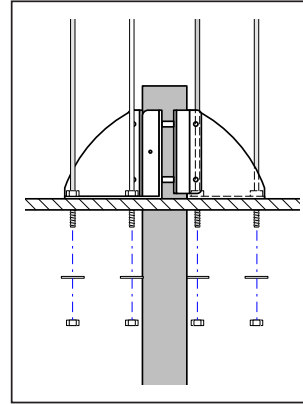
# MOUNT BASE - Ceiling



## Below ceiling

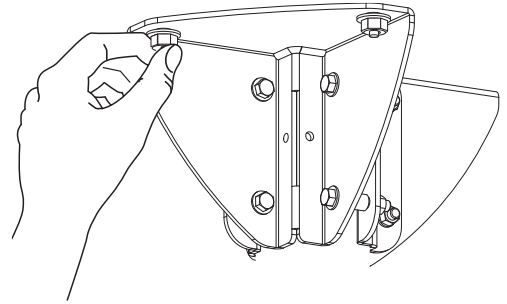
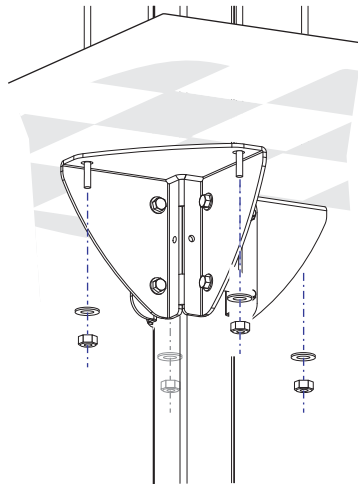
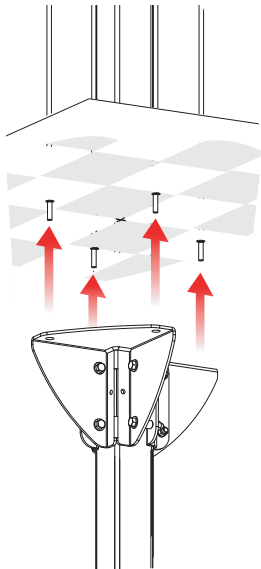


## Above ceiling

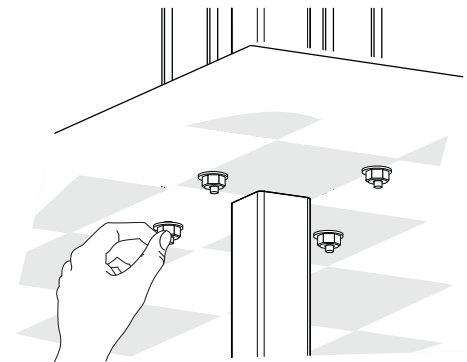
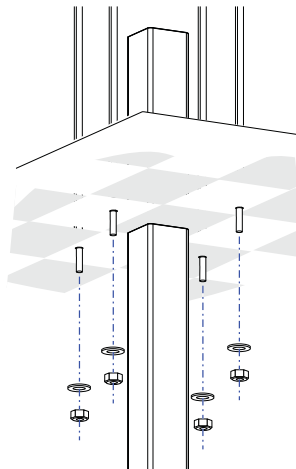
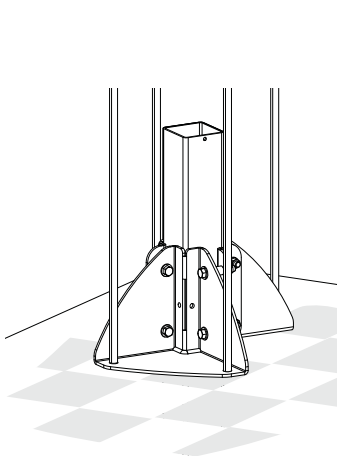


Typical Ceiling Configurations using customer supplied 1/2" (12.7mm) Anchor Rods

## Below ceiling

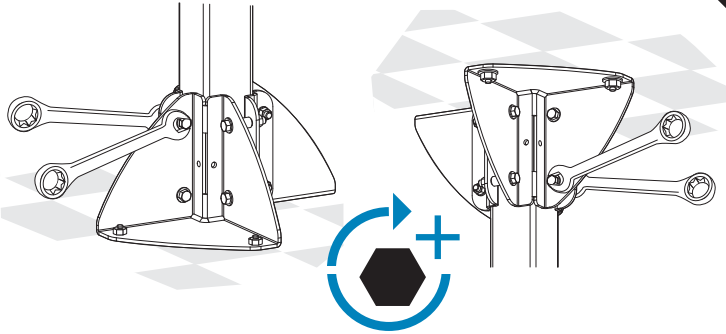


## Above ceiling



## TIGHTEN BASE AROUND POST

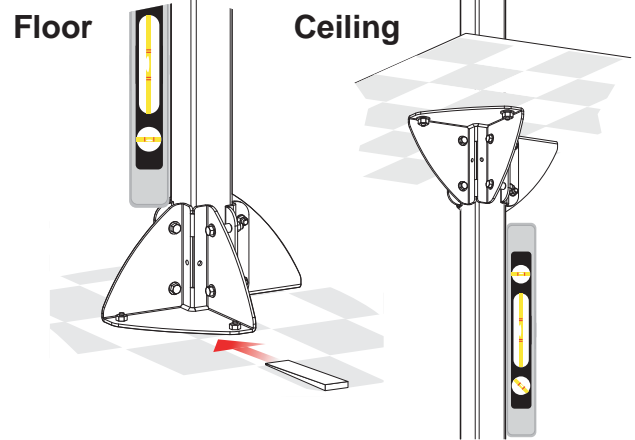
4



400 lb force-inch  
(33 lb force-foot)  
(45 newton-meters)

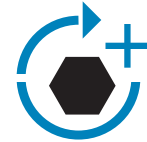
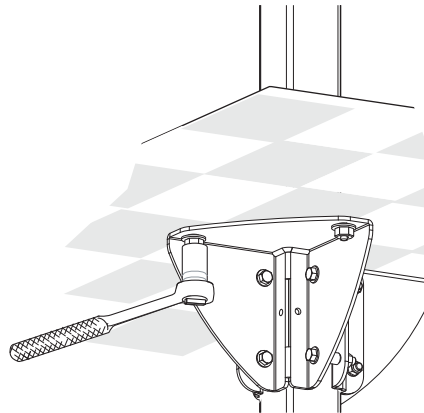
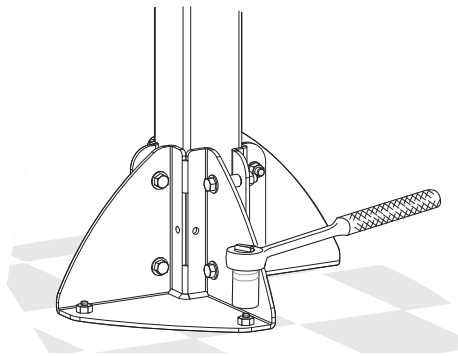
## PLUMB UP THE POST

5



## SECURE BASE TO SURFACE

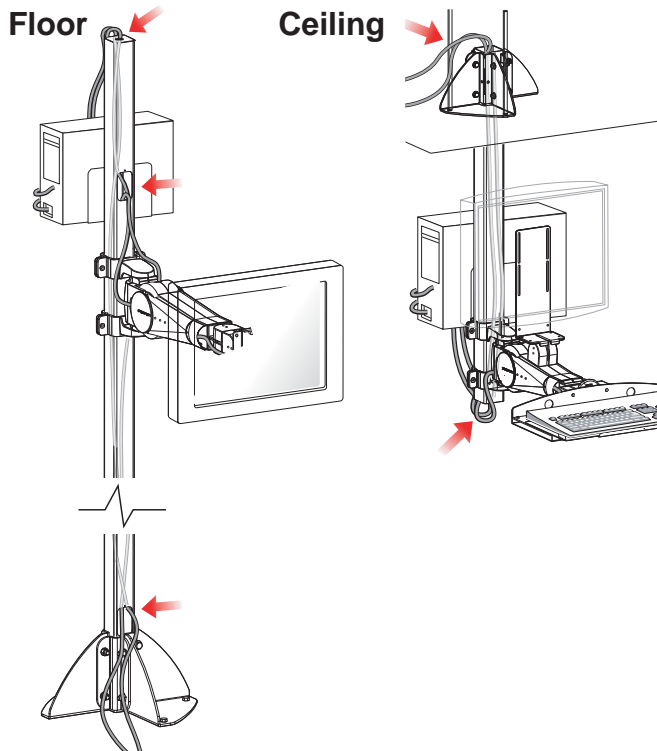
6



300 lb force-inch  
(25 lb force-foot)  
(34 newton-meters)

## MOUNT EQUIPMENT AND ROUTE CABLES

7



# Touchboards

205 Westwood Ave, Long Branch, NJ 07740  
Phone: 866-94 BOARDS (26273) / (732)-222-1511  
Fax: (732)-222-7088 | E-mail: [sales@touchboards.com](mailto:sales@touchboards.com)



© 2009 Ergotron, Inc.  
All rights reserved.

While Ergotron, Inc. makes every effort to provide accurate and complete information on the installation and use of its products, it will not be held liable for any editorial errors or omissions (including those made in the process of translation from English to another language), or for incidental, special or consequential damages of any nature resulting from furnishing this instruction and performance of equipment in connection with this instruction. Ergotron, Inc. reserves the right to make changes in the product design and/or product documentation without notification to its users. For the most current product information, or to know if this document is available in languages other than those herein, please contact Ergotron. No part of this publication may be reproduced, stored in a retrieval system, or transmitted in any form or by any means, electronic, mechanical, photocopying, recording or otherwise without the prior written consent of Ergotron, Inc., 1181 Trapp Road, Eagan, Minnesota, 55121, USA. Patents Pending and Patented U.S. & Foreign. Ergotron is a registered trademark of Ergotron, Inc.

