





# Touchboards

205 Westwood Ave, Long Branch, NJ 07740  
Phone: 866-94 BOARDS (26273) / (732)-222-1511  
Fax: (732)-222-7088 | E-mail: sales@touchboards.com

## Digital signage: bring the message to your audience

Boost profits and increase traffic with Ergotron digital signage mounting and mobility solutions



Mounting and Mobility Solutions for Your Entire Facility





# Little effort, big impact. That's the value from Ergotron.


Whether communicating powerful, attention-grabbing graphics or streaming video, the appeal of digital signage is in its quick and effortless ability to manipulate content in real-time to influence audience behavior. However, one of the keys to implementing a powerful message is effective positioning. This is where Ergotron can help. Our innovative line of display mounts and mobile workstations move content to the audience, creating a powerful impact.



## Carts



Neo-Flex Mobile MediaCenter: rotate your screen for portrait/landscape viewing.



Part # (color)	Light Duty 24-190-085 (black)	Very Heavy Duty 24-191-085 (black)	Ultra Heavy Duty 24-192-085 (black)
<b>Optional Accessories:</b> Camera Shelf Kit 97-491-085; 660/700/800 mm Kit 97-489; VESA CPU Kit 97-527-009			
Typical LCD Size	27–55"	37–60"	50–70"
Weight Capacity	25–50 lbs (11.4–22.7 kg)      50–90 lbs (22.7–40.9 kg)      90–120 lbs (40.9–54.4 kg) Main shelf 30 lbs (13.6 kg); cable shelf 5 lbs (2.2 kg); if MMC Camera Shelf is added, display weight capacity is diminished by 3 lbs (1.4 kg); if 660/700/800 mm Accessory Kit is added the display weight capacity is diminished by 5 lbs (2.2 kg)		
Lift	20" (51 cm)	20" (51 cm)	20" (51 cm)
Tilt	20°	20°	20°
Rotation	90° Portrait to landscape screen rotation. See website for details	90° Portrait to landscape screen rotation. See website for details	90° Portrait to landscape screen rotation. See website for details
VESA	MIS-D/E/F See website for details	MIS-D/F See website for details	MIS-D/F See website for details



**Glide Wall Mount LD-X**



**Glide Wall Mount HD**



**Glide Wall Mount VHD**




**TM Tilting Wall Mount**




**WM Low Profile Wall Mount**

<b>Part # (color)</b>	61-113-085 (black)	61-061-085 (black)	61-128-085 (black)	61-143-003 (silver) XL 61-142-003 (silver)	60-604-003 (silver) XL 60-602-003 (silver)
<b>Typical LCD Size</b>	27–42"	30–55"	≥ 46"	≥ 32" XL ≥ 42"	32–65" XL 42–65"
<b>Weight Capacity</b>	12–30 lbs (5,4–13,6 kg)	20–40 lbs (9–18 kg)	45–70 lbs (20,4–32 kg)	≤ 175 lbs (79,4 kg)	≤ 175 lbs (79,4 kg)
<b>Tilt</b>	10°	10°	10°	20°	—
<b>Lift</b>	10" (25,4 cm)	18" (46 cm)	16" (40,6 cm)	—	—
<b>VESA</b>	MIS-D/E/F See website for details	MIS-E/F See website for details	MIS-D/E/F See website for details	MIS-D/E/F See website for details	MIS-D/E/F See website for details
<b>Depth</b>	4.5" (11,4 cm)	2" (5 cm)	2.7" (6,9 cm)	3.5" (8,9 cm)	1.25" (3,2 cm)




**SIM90 Signage Integration Mount**



**Neo-Flex Tilting Wall Mount VHD**



**Neo-Flex Tilting Wall Mount UHD**



**Neo-Flex Wall Mount VHD**



**Neo-Flex Wall Mount UHD**

<b>Part # (color)</b>	60-600-009 (black)	60-613 (black)	60-612 (black)	60-615 (black)	60-614 (black)
<b>Typical LCD Size</b>	—	23–42"	37–63"	23–42"	37–63"
<b>Weight Capacity</b>	≤ 115 lbs (52,2 kg)	≤ 80 lbs (36,3 kg)	≤ 175 lbs (79,4 kg)	≤ 80 lbs (36,3 kg)	≤ 175 lbs (79,4 kg)
<b>Tilt</b>	15°	20°	15°	—	—
<b>VESA</b>	MIS-F See website for details	100 x 100 to 400 x 300	100 x 100 to 600 x 400	100 x 100 to 400 x 300	100 x 100 to 600 x 400
<b>Depth</b>	4.8" (12,1 cm)	1.9" (4,9 cm)	2.7" (6,9 cm)	1.6" (4,1 cm)	1.7" (4,4 cm)

Our products set new standards for ease of installation and are readily adapted to the unique conditions of any location.



See the "Bracketology Simplified" movie [movies.ergotron.com](http://movies.ergotron.com)



**Interactive Arm LD**



**Interactive Arm HD**



**Interactive Arm VHD**

<b>Part # (color)</b>	45-361-026 (polished aluminum)	45-296-026 (polished aluminum)	45-304-026 (polished aluminum)
<b>Typical LCD Size</b>	≤ 42"	30–60"	30–60+"
<b>Weight Capacity</b>	7–25 lbs (3,2–11,3 kg)	18–40 lbs (8,2–18,2 kg)	35–70 lbs (15,9–31,8 kg)
<b>Tilt</b>	↑ 70° / ↓ 5°	↑ 10° / ↓ 15°	↑ 5° / ↓ 15°
<b>Pan</b>	180°	180°	180°
<b>VESA</b>	75 x 75, 100 x 100, 200 x 100, 200 x 200	200 x 100 to 600 x 400	200 x 100 to 600 x 400
<b>Depth</b>	4.5" (11 cm)	5.5" (14 cm)	6.5" (16,5 cm)
<b>Extension</b>	17" (43 cm)	24" (61 cm)	28" (71 cm)

LCD SIZE IS APPROXIMATION. DIMENSION IS DIAGONAL MEASUREMENT OF SCREEN. LCD SIZE MAY BE EXCEEDED AS LONG AS SCREEN WEIGHT DOES NOT EXCEED MAXIMUM WEIGHT CAPACITY OF THE MOUNT



**LX HD Wall Mount Swing Arm**



**LX HD Wall Mount Pivot**



**Neo-Flex Cantilever VHD**



**Neo-Flex Cantilever UHD**



**Neo-Flex Wall Mount ULD**

<b>Part # (color)</b>	45-268-026 (polished aluminum)	45-269-009 (black)	45-385-223 (black)	61-132-223 (black)	97-589 (black)
<b>Typical LCD Size</b>	≤ 42"	≤ 42"	23–42"	37–52"	13–32"
<b>Weight Capacity</b>	≤ 50 lbs (22,7 kg) See website for details	≤ 50 lbs (22,7 kg)	≤ 80 lbs (36,3 kg)	≤ 125 lbs (56,7 kg)	≤ 40 lbs (18,1 kg)
<b>Tilt</b>	20°	20°	20°	20°	—
<b>Pan</b>	360°	40°	180°+	180°+	—
<b>Rotation</b>	360° Portrait to landscape screen rotation	360° Portrait to landscape screen rotation	—	—	—
<b>VESA</b>	MIS-D/E/F See website for details	MIS-D/E/F See website for details	100 x 100 to 400 x 400	100 x 100 to 600 x 400	75 x 75 to 200 x 200
<b>Depth</b>	Folds to 3.7" (9,1 cm)	3.7" (9,1 cm)	3.3" (8,4 cm)	5.5" (14 cm)	0.5" (1,3 cm)
<b>Extension</b>	13" (33 cm)	—	15.6" (39,7 cm)	22" (55,9 cm)	—











With versatility and flexibility built right in, these professional grade ceiling mounts are ideal for any ceiling application – whether TV viewing or digital signage.





Neo-Flex Ceiling Mount



Neo-Flex Projector Ceiling Mount

Part # (color)	60-842-223 (black)	60-623 (black)
 Typical LCD Size	32–65"	—
 Weight Capacity	≤ 125 lbs (56,7 kg)	Small to large projectors ≤ 40 lbs (18,1 kg)
 Tilt	+ 20°	30°
 Pan	—	30°
 Rotation	—	360°
 VESA	200 x 100 – 660 x 450	—

+ Finance + Healthcare + Hospitality + Automotive + Enterprise + Transportation + Education + Retail + Restaurants + Offices + Public Venues + Events + Libraries +



© 2014 Ergotron, Inc. rev. 02/26/2014/EA Literature made in US Content is subject to change without notification

# Touchboards

205 Westwood Ave, Long Branch, NJ 07740  
 Phone: 866-94 BOARDS (26273) / (732)-222-1511  
 Fax: (732)-222-7088 | E-mail: sales@touchboards.com

