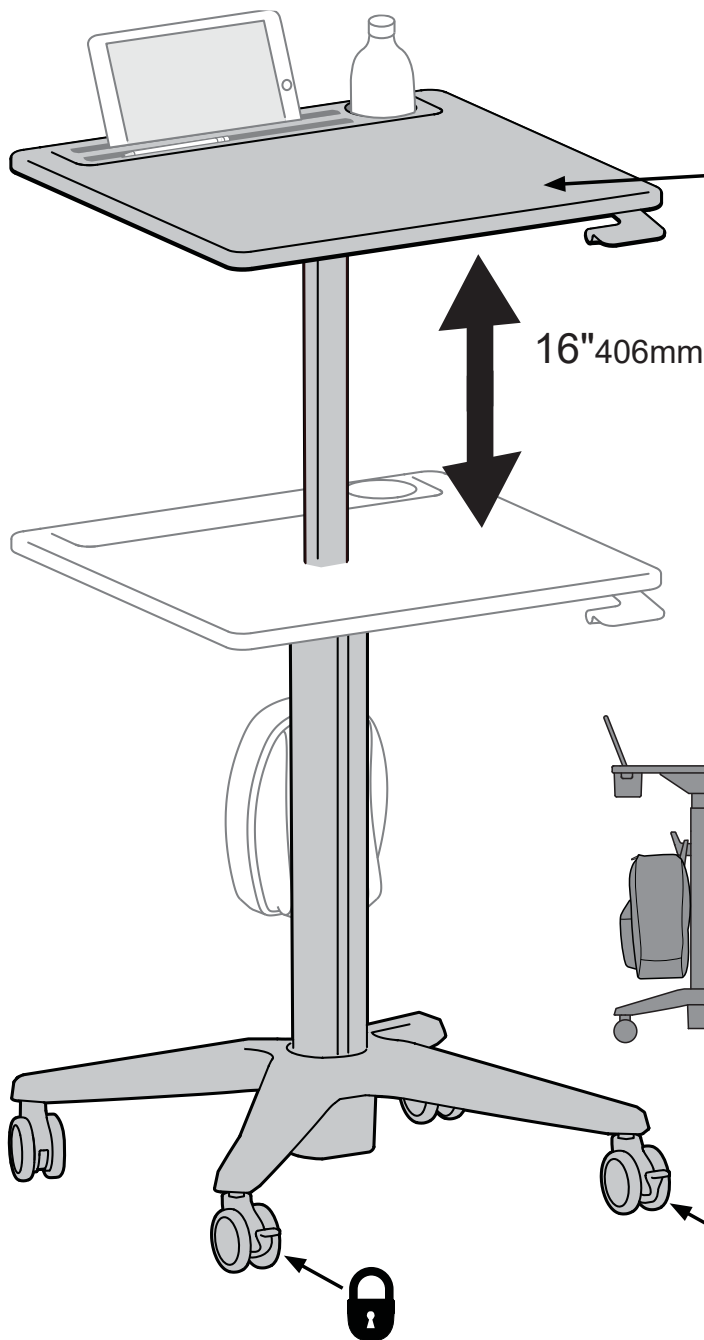


# ergotron<sup>®</sup>

## LearnFit<sup>™</sup> with Whiteboard Worksurface



≤ 15lbs. (6.8kg)

CAUTION: DO NOT EXCEED  
MAXIMUM LISTED WEIGHT  
CAPACITY. SERIOUS INJURY  
OR PROPERTY DAMAGE MAY  
OCCUR!



English



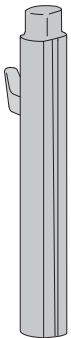

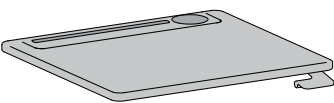
For the latest User Installation Guide please visit: [www.ergotron.com](http://www.ergotron.com)

English, Español, Français, Deutsch, Nederlands, Italiano, Svenska, 日本語, 汉语

[www.ergotron.com](http://www.ergotron.com) | USA: 1-800-888-8458 | Europe: +31 (0)33-45 45 600 | China: 400-120-3051 | Japan: [japansupport@ergotron.com](mailto:japansupport@ergotron.com)

# Components



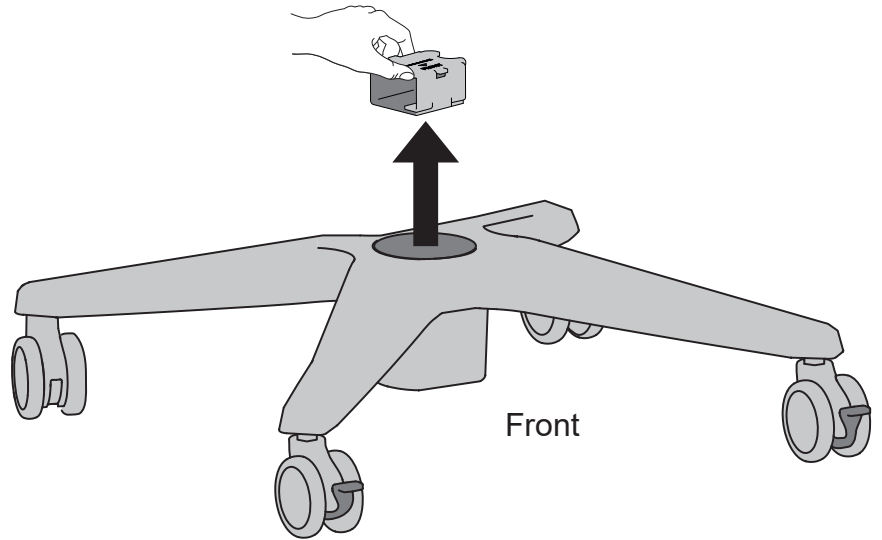
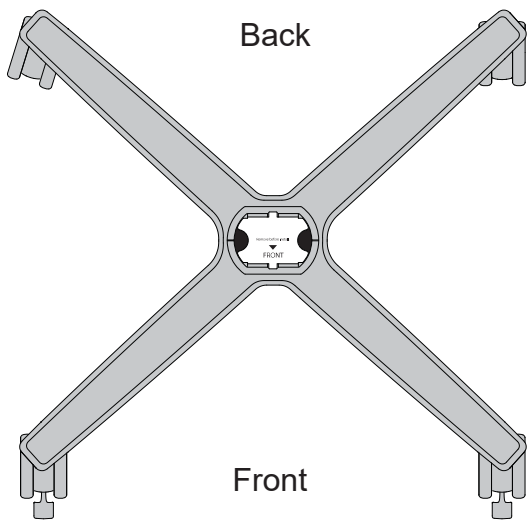
	A	B	C
1	1x 	1x 	1x 



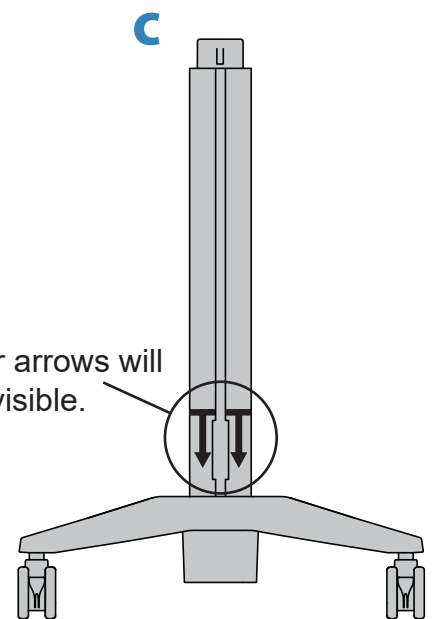
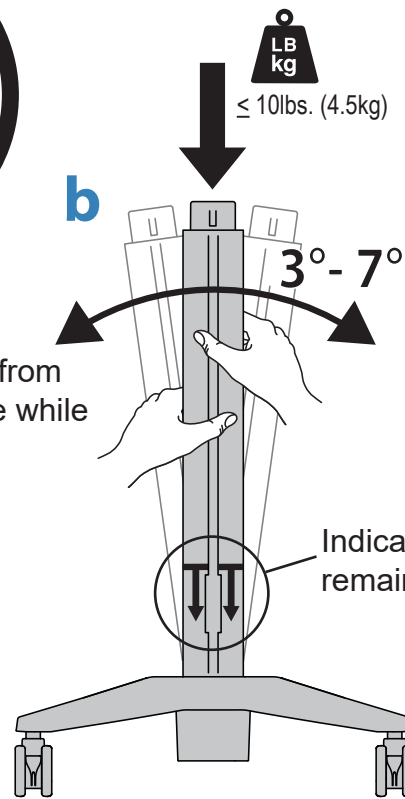
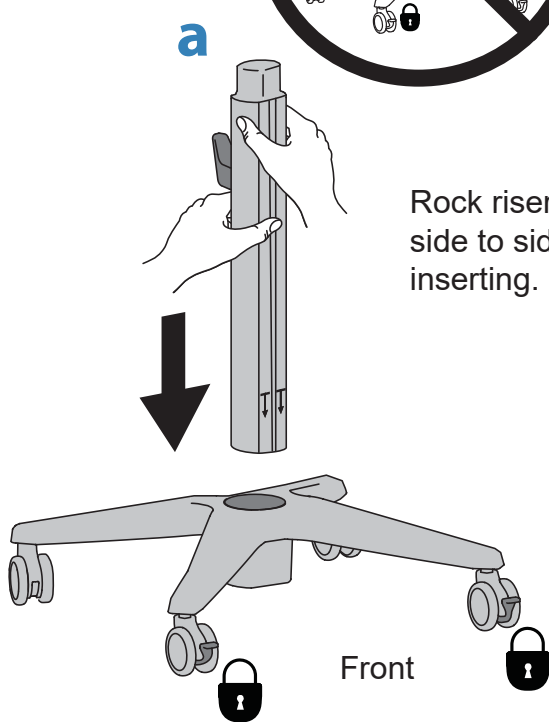
## Tools Needed



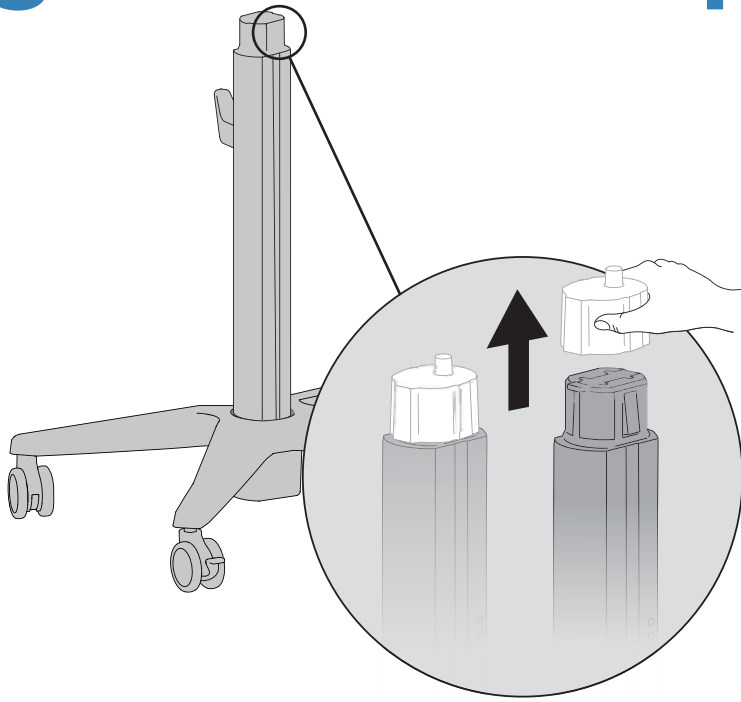
**1** Remove base orientation indicator from base.



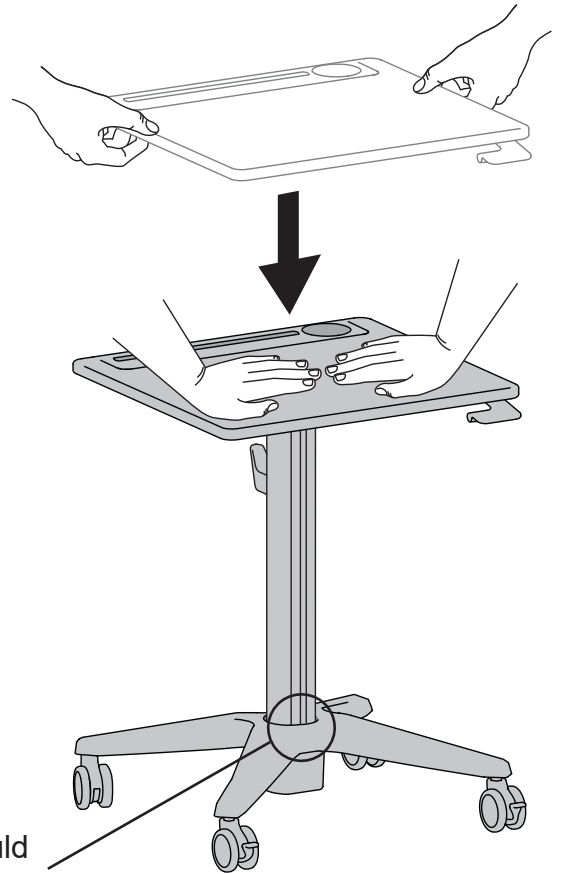
**2** Partially insert riser into base.



**3** Remove cap.

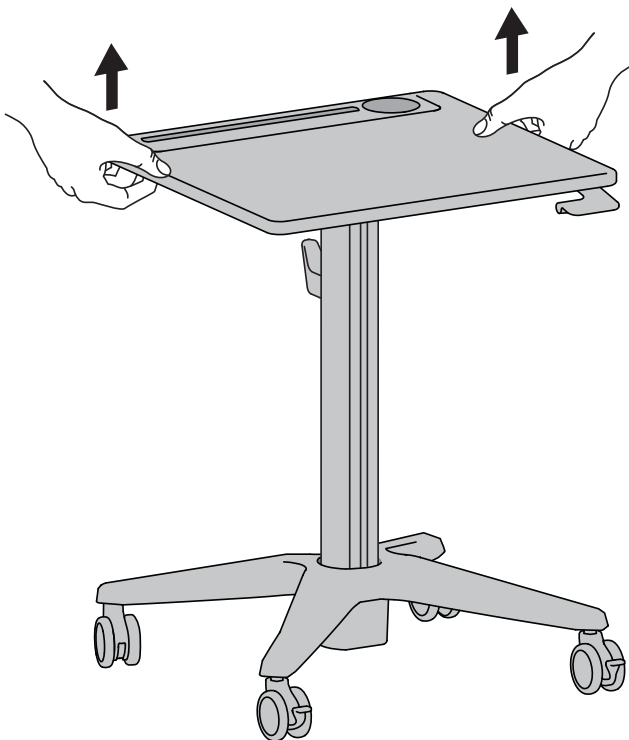


**4** Attach work surface and press down.

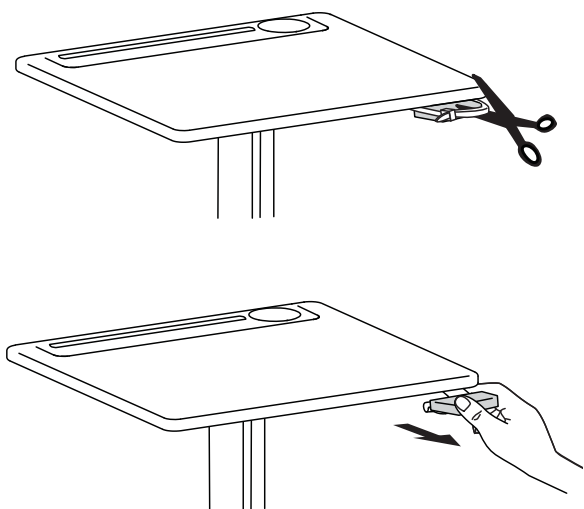


Indicator arrows should be completely hidden.

**5** Lift up on the work surface to make sure it is securely attached to the base.

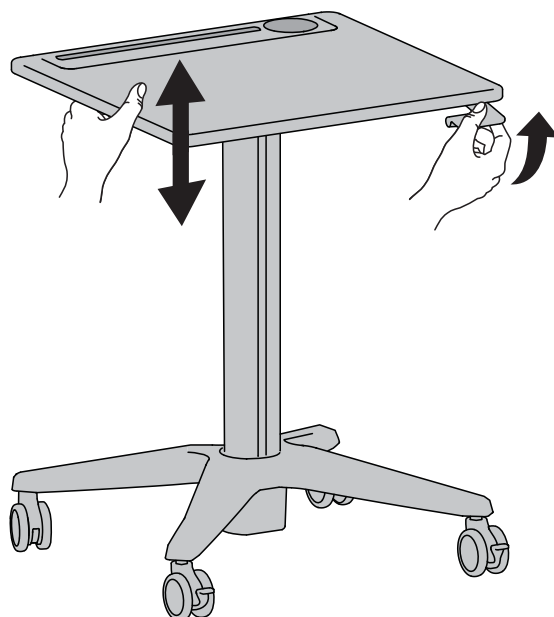


6



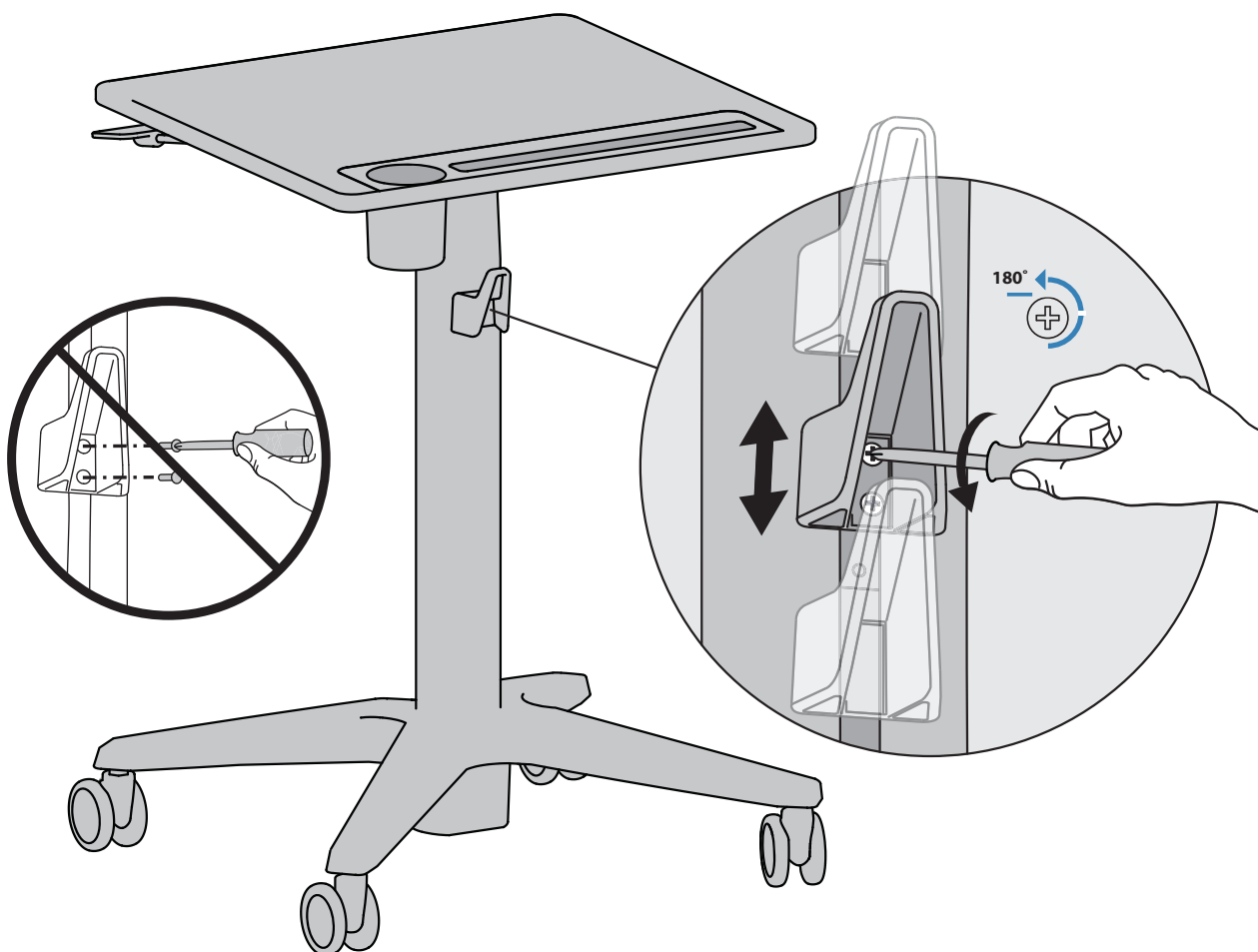
7

Lift brake release lever to raise and lower riser.



8

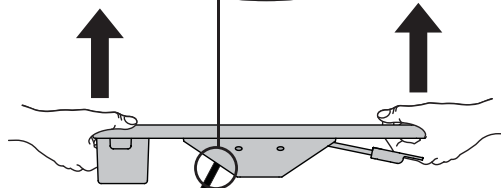
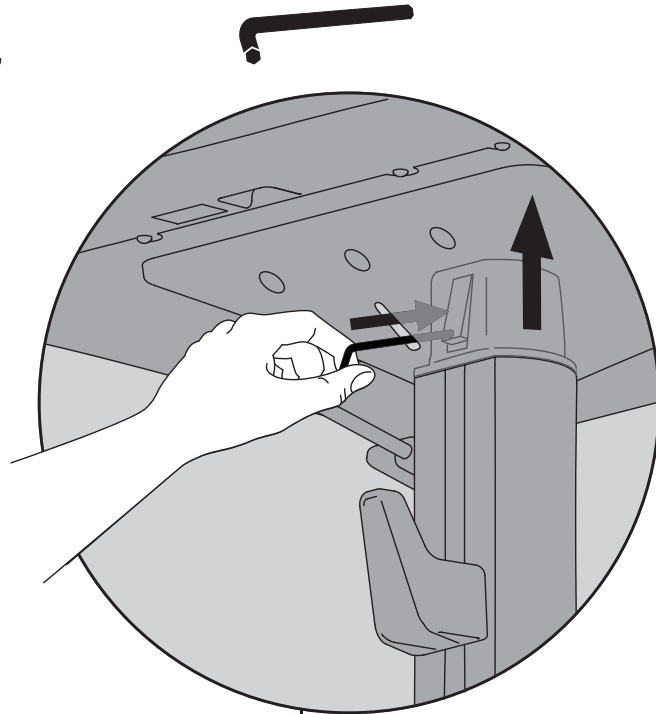
Loosen, but do not remove 2 screws to lift and lower hook to desired height.



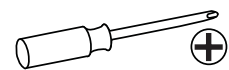
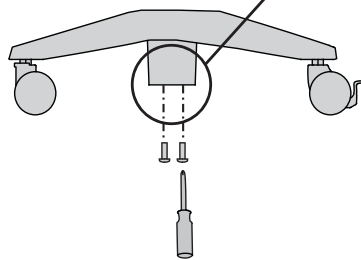
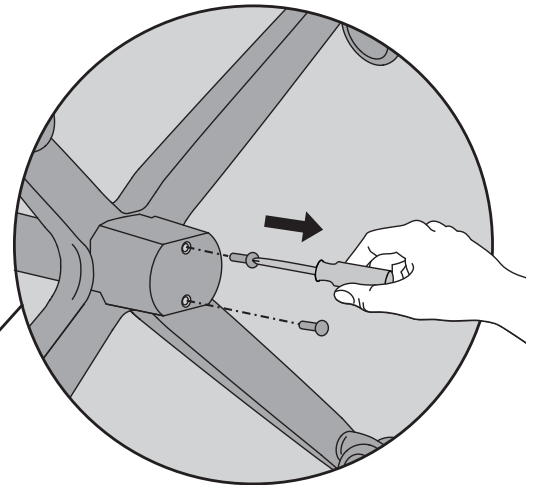
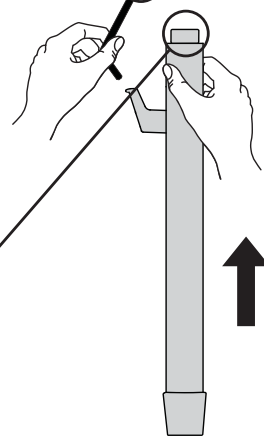
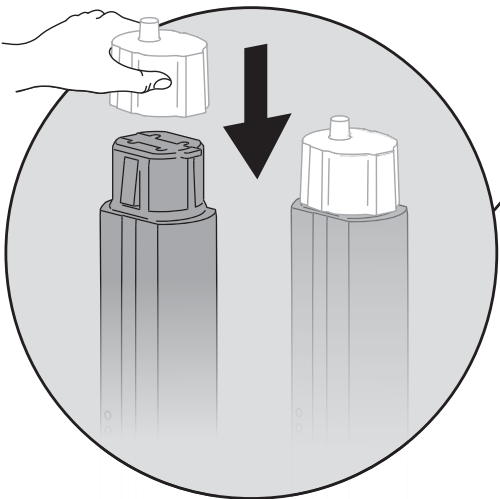
# How to Disassemble

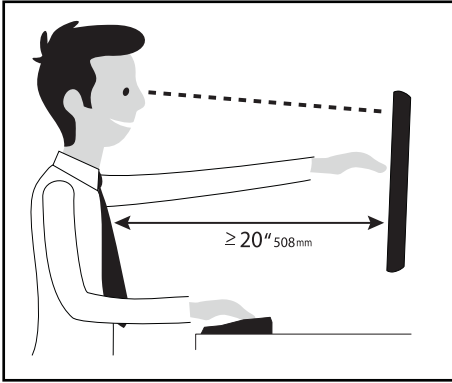
To remove worksurface,  
push tab with a tool  
while removing.  
(Hex wrench suggested,  
max diameter 4mm)

NOTE: Requires two  
people.



Attach cap.





Learn more about ergonomic computer use at:  
[www.computingcomfort.org](http://www.computingcomfort.org)

For Warranty visit: [www.ergotron.com/warranty](http://www.ergotron.com/warranty)

#### Warranty Exceptions for LearnFit Whiteboard:

One-year limited warranty on whiteboard worksurface.

Ten-year warranty on all non-whiteboard components including base and lift engine.

Warranty does not include: service programs or damage caused by inappropriate writing markers or writing pads.

#### Further Exclusions and Limitations:

Proper cleaners must be used or permanent staining may occur.

Only use dry erase markers on the whiteboard surface. Any other markers will stain the worksurface.

Whiteboard surfaces are subject to denting, scratching, staining and/or gouging if not properly used and cared for.

Whiteboard surfaces are subject to scratches caused by abrasion, metal and/or sharp objects.

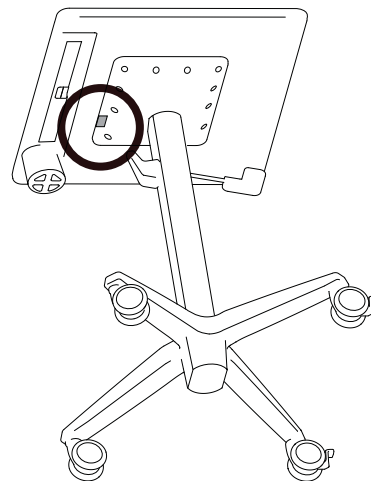
Whiteboard surfaces are subject to discoloration, staining and/or breakdown of material if exposed to heat or chemicals.

Mouse pads must be used on the whiteboard worksurface when using a mouse for navigation.

For Service visit: [www.ergotron.com](http://www.ergotron.com)

For local customer care phone numbers visit: <http://contact.ergotron.com>

NOTE: When contacting customer service, reference the serial number.



# ergotron®

[www.ergotron.com](http://www.ergotron.com) | USA: 1-800-888-8458 | Europe: +31 (0)33-45 45 600 | China: 400-120-3051 | Japan: [japansupport@ergotron.com](mailto:japansupport@ergotron.com)

© 2019 Ergotron, Inc. All rights reserved. LearnFit™ is a registered trademarks of Ergotron, Inc.

While Ergotron, Inc. makes every effort to provide accurate and complete information on the installation and use of its products, it will not be held liable for any editorial errors or omissions (including those made in the process of translation from English to another language), or for incidental, special or consequential damages of any nature resulting from furnishing this instruction and performance of equipment in connection with this instruction. Ergotron, Inc. reserves the right to make changes in the product design and/or product documentation without notification to its users. For the most current product information, or to know if this document is available in languages other than those herein, please contact Ergotron. No part of this publication may be reproduced, stored in a retrieval system, or transmitted in any form or by any means, electronic, mechanical, photocopying, recording or otherwise without the prior written consent of Ergotron, Inc., 1181 Trapp Road, Eagan, Minnesota, 55121, USA Patents Pending and Patented U.S. & Foreign. Ergotron is a registered trademark of Ergotron, Inc.

888-24-404-G-00 rev. A • 03/19