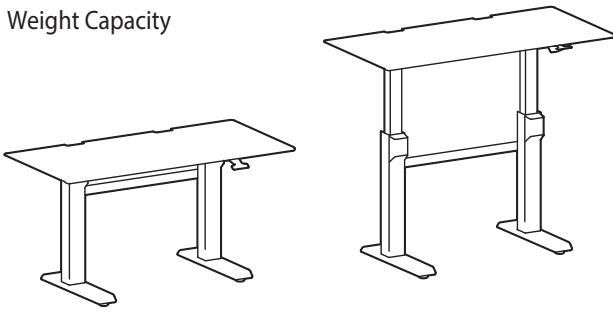


Workfit-DL

Weight Capacity



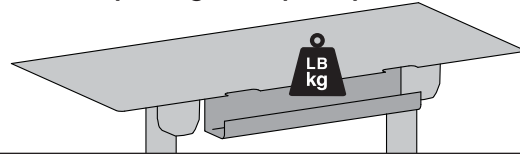
Total Weight Capacity (includes Cable Tray):

Worksurface size

60"x29" (152x74cm): ≤ 42 lbs. (19.1 kg)

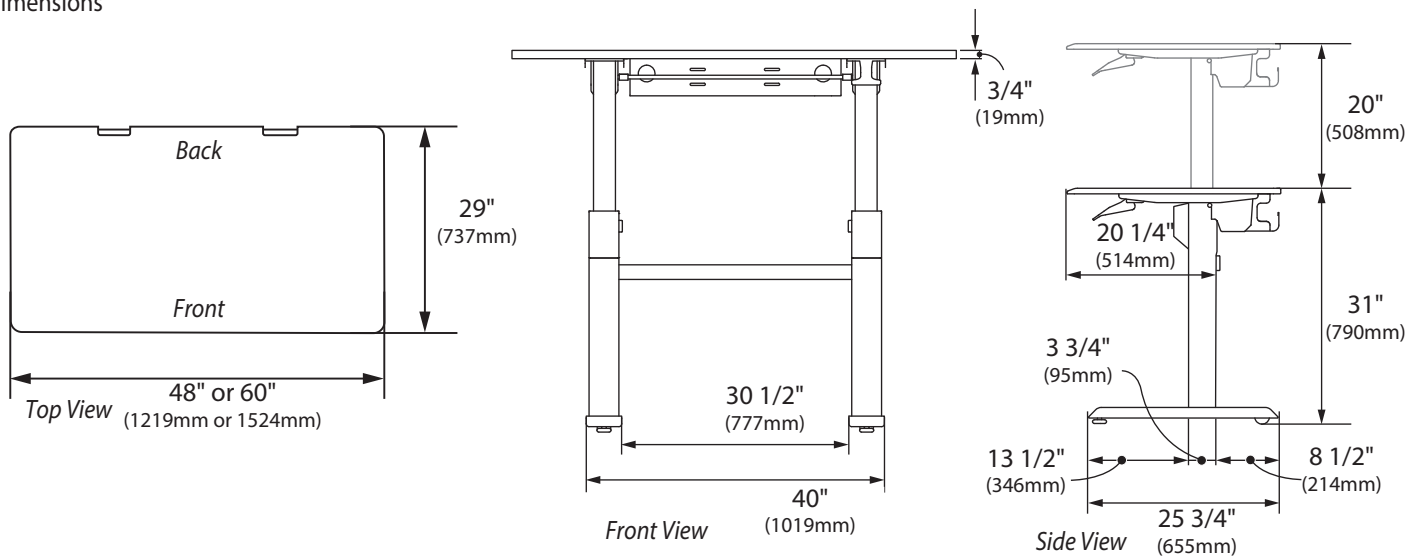
48"x29" (122x74cm): ≤ 50 lbs. (22.7kg)

Cable Tray Weight Capacity: ≤ 8 lbs. (3.6 kg)



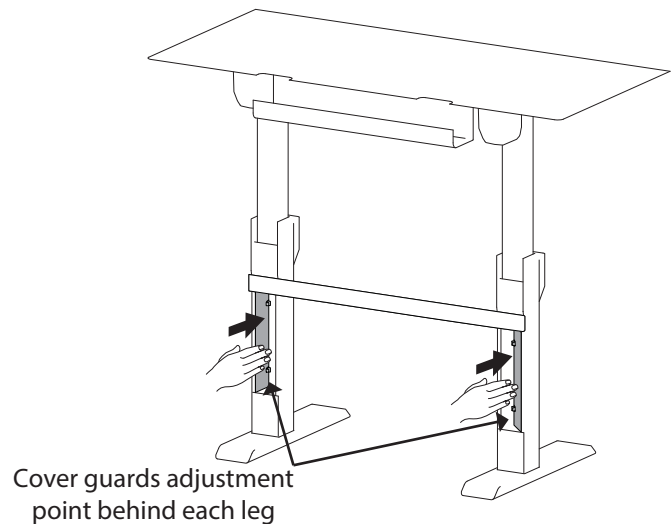
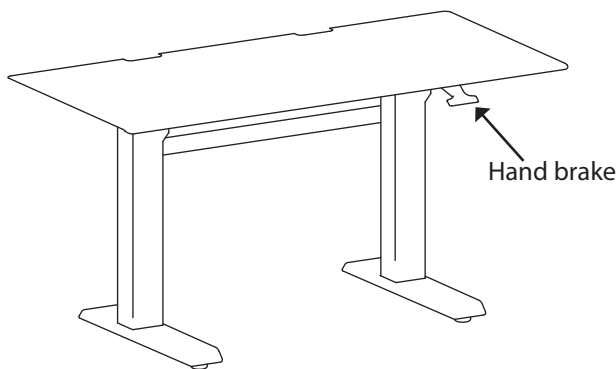
The addition of accessories can negatively impact the tip performance.

Dimensions



Features

Ergonomic Sit to Stand Height Adjustment



© 2016 Ergotron, Inc. rev. 08/15/2016 DIM-WFDL Content is subject to change without notification

Americas Sales and Corporate Headquarters

St. Paul, MN USA
 (800) 888-8458
 +1-651-681-7600
 www.ergotron.com
 sales@ergotron.com

EMEA Sales

Amersfoort, The Netherlands
 +31 33 45 45 600
 www.ergotron.com
 info.eu@ergotron.com

APAC Sale

Tokyo, Japan
 www.ergotron.com
 apaccustomerservice@ergotron.com

Worldwide OEM Sales

www.ergotron.com
 info.oem@ergotron.com