

## ERGOTRON®

### WorkFit-SR Sit-Stand Desktop Workstation



#### Highlights

- Premium aesthetics and sturdy construction: all-aluminum worksurface, bow and pivots
- Configuration flexibility makes WorkFit-SR well suited to taller users: worksurface can lift higher than other WorkFit models; monitor pivots can be installed at tall-user heights
- Spacious worksurface accommodates any keyboard and mousing device with plenty of room for other desktop items
- Choose from two worksurface depths: our standard surface depth provides generous focal distance between you and the screen for optimized ergonomic comfort; our "Short Surface" models can fit space-constrained work areas as shallow as 24" (60 cm)
- Internal cable management hides cord clutter; includes pre-installed USB cable for easy connectivity
- Five-year warranty: tested and guaranteed! Proven lift technology is reliable through thousands of adjustment cycles



#### Sit-stand for wellness

The WorkFit-SR positions a complete workstation—display(s), keyboard and worksurface—within the footprint of your desktop without protruding into your space. It clamps to the rear of most surfaces, converting any tabletop into a healthy sit-stand desk.

WorkFit-SR is a premium furniture solution, featuring refined aesthetics and superior material construction. When in the seated position, the thin worksurface always stays close to your desktop. The all-aluminum composition is extremely sturdy, allowing for easy, handle-free height adjustment.



- Worksurface/keyboard tray stays on top and within the surface of the desk
- WorkFit-SR: 29.5" x 21.8" (75 x 55,4 cm) footprint accommodates 30–36" deep desks. Adjustable at setup in ½" (1,3 cm) increments. Large worksurface improves focal distance between monitor and keyboard tray






Available in black or white finish



WorkFit-SR design prevents the keyboard tray from intruding into your space

- WorkFit-SR, Short Surface: 29.5" x 15.8" (75 x 40 cm) footprint accommodates 24–30" deep desks. Adjustable at setup in ½" (1,3 cm) increments. *Note: this will not provide good focal separation*
- Premium aesthetics: aluminum worksurface, bow and pivots, plus internal cable management
- Includes pre-installed USB cable for keyboard/mouse or other USB devices
- Offers 18" (45,7 cm) in-tandem height adjustment of the monitor(s) and keyboard tray/worksurface as well as 5" (13 cm) of independent monitor lift
- Monitor can also be installed in tall-user position
- Just two tools needed for setup



	 <b>WorkFit-SR Dual Monitor</b>	 <b>WorkFit-SR Dual Monitor, Short Surface</b>	 <b>WorkFit-SR 1 Monitor</b>	 <b>WorkFit-SR 1 Monitor, Short Surface</b>	 <b>WorkFit-SR Hvy Monitor</b>	 <b>WorkFit-SR Hvy Monitor, Short Surface</b>
<b>Part # (color)</b>	33-407-085 (black) 33-407-062 (white)	33-419-085 (black) 33-419-062 (white)	33-415-085 (black) 33-415-062 (white)	33-420-085 (black) 33-420-062 (white)	33-416-085 (black) 33-416-062 (white)	33-421-085 (black) 33-421-062 (white)
<b>Typical LCD Size</b>	≤ 24"	≤ 24"	≤ 24"	≤ 24"	≤ 30"	≤ 30"
<small>LCD SIZE IS APPROXIMATION. DIMENSION IS DIAGONAL MEASUREMENT OF SCREEN. LCD SIZE MAY BE EXCEEDED AS LONG AS SCREEN WEIGHT DOES NOT EXCEED MAXIMUM WEIGHT CAPACITY OF THE MOUNT.</small>						
<b>Weight Capacity</b>	3–11 lbs (1,3–5 kg) per monitor, total max 25 lbs (11,4 kg)	5–13 lbs (2,3–5,9 kg) per monitor, total max 29 lbs (13,2 kg)	3–13 lbs (1,3–5,9 kg) per monitor, total max 16 lbs (7,3 kg)	7–17 lbs (3,2–7,7 kg) per monitor, total max 20 lbs (9,1 kg)	10–22 lbs (4,5–10 kg) per monitor, total max 25 lbs (11,4 kg)	14–26 lbs (6,4–11,8 kg) per monitor, total max 29 lbs (13,2 kg)
<b>Lift</b>	18" (45,7 cm) in-tandem height adjustment of monitor(s) and keyboard tray/worksurface plus 5" (13 cm) independent monitor lift					
<b>Tilt</b>	35° ↑ 20° / ↓ 15°	35° ↑ 20° / ↓ 15°	30° ↑ 20° / ↓ 10°	30° ↑ 20° / ↓ 10°	30° ↑ 20° / ↓ 10°	30° ↑ 20° / ↓ 10°
<b>Pan</b>	—					
<b>Rotation</b>	360°					
<b>VESA</b>	MIS-D See website for details					
<b>Worksurface Dimensions</b>	29.5" x 21.8" (75 x 55,4 cm)	29.5" x 15.8" (75 x 40 cm)	29.5" x 21.8" (75 x 55,4 cm)	29.5" x 15.8" (75 x 40 cm)	29.5" x 21.8" (75 x 55,4 cm)	29.5" x 15.8" (75 x 40 cm)
<b>Shipping Dimensions</b>	24.75" W x 14.25" D x 40.75" H (62,9 x 36,2 x 103,5 cm)					
<b>Shipping Weight</b>	59 lbs (26,8 kg)	55.5 lbs (25,2 kg)	56.5 lbs (25,7 kg)	53 lbs (24,1 kg)	56.5 lbs (25,7 kg)	53 lbs (24,1 kg)
<b>Warranty</b>	5 years					

© 2016 Ergotron, Inc. rev. 04/26/2016/EA Literature made in the U.S.A.  
Content is subject to change without notification; Ergotron devices are not intended to cure, treat, mitigate or prevent any disease; WorkFit is a registered trademark in the U.S.A. and China

Americas Sales and Corporate Headquarters	EMEA Sales	APAC Sales	Worldwide OEM Sales
St. Paul, MN USA (800) 888-8458 +1-651-681-7600 www.ergotron.com sales@ergotron.com	Amersfoort, The Netherlands +31 33 45 45 600 www.ergotron.com info.eu@ergotron.com	Tokyo, Japan www.ergotron.com apaccustomerservice@ergotron.com	www.ergotron.com info.oem@ergotron.com

