



www.ergotron.com

USA 1-800-888-8458

Europe +31 (0)33-45 45 600

China 86-769-86018920

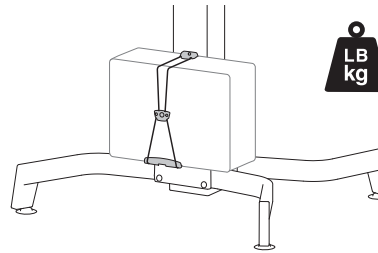
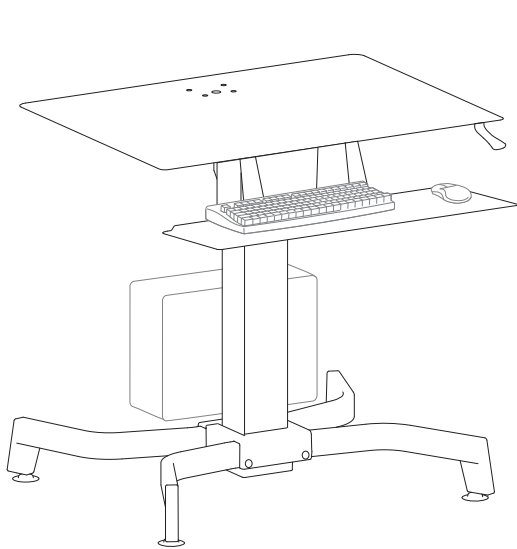
For service and warranty visit www.ergotron.com
 Si desea información de servicio y garantía, visite www.ergotron.com
 Pour toute question concernant la garantie ou le service client, consultez www.ergotron.com
 Weitere Informationen zu Service und Gewährleistung erhalten Sie unter www.ergotron.com.
 Ga voor service en garantie naar www.ergotron.com
 Per assistenza e la garanzia visitare www.ergotron.com
 Gå in på www.ergotron.com för service och garanti
 サービスおよび保証について詳しくは、www.ergotron.com をご覧ください。
 有关服务和保修，请访问 www.ergotron.com

WorkFit-PD CPU Holder

ASSEMBLY INSTRUCTIONS
 Instrucciones de instalación
 Notice d'assemblage
 Montageanleitungen
 Installatie instructies
 Manuali d'Istruzione
 取扱説明書
 安装说明
 설치 안내



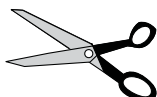
205 Westwood Ave, Long Branch, NJ 07740
 Phone: 866-94 BOARDS (26273) / (732)-222-1511
 Fax: (732)-222-7088 | E-mail: sales@touchboards.com

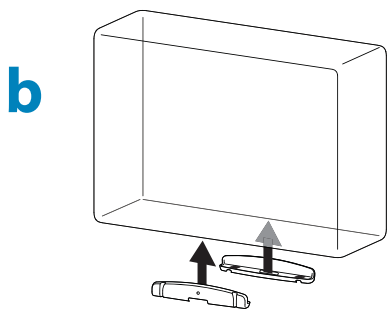
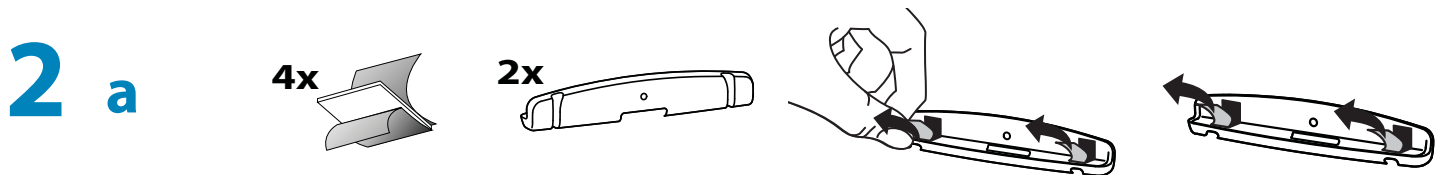
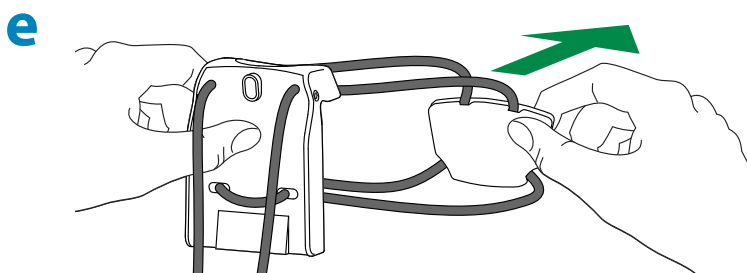
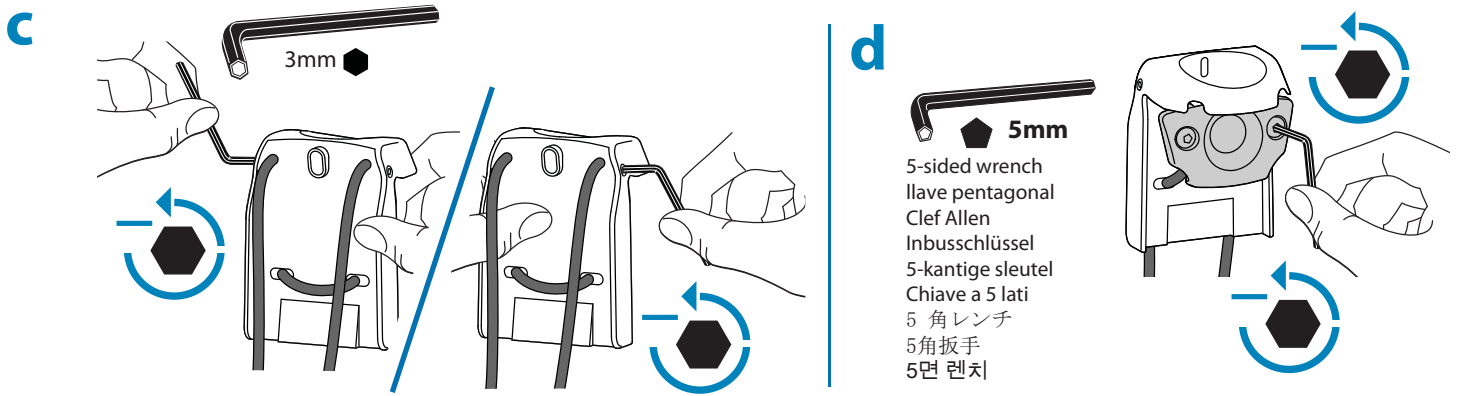
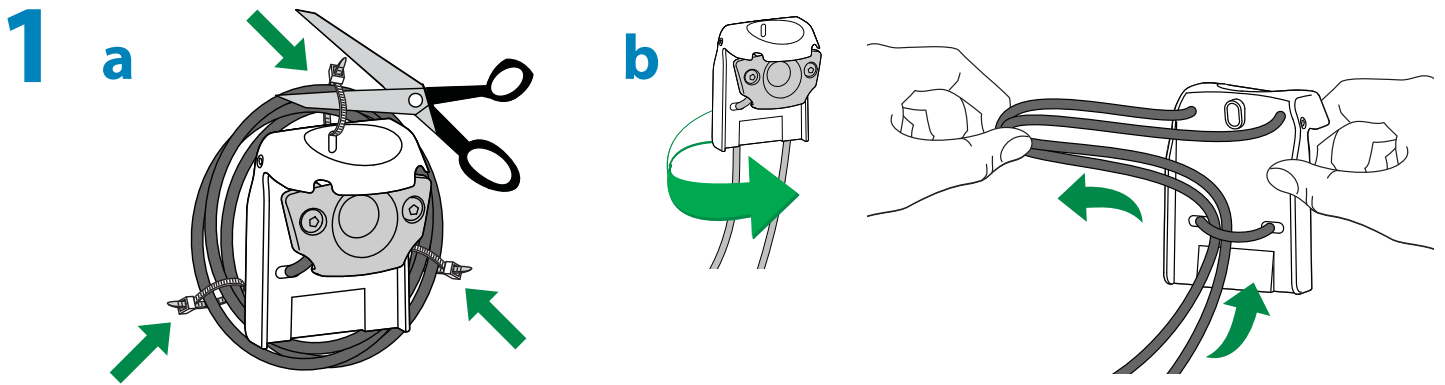


Weight Capacity: 40 lbs. (18 kg)
Maximum Size: 18"H x 8.5"D (457 x 216 mm)
Minimum Size: 9.4"H x 2.6"D (239 x 66 mm)
Capacidad de soporte de peso: 40 lbs. (18 kg)
Dimensiones máximas: 18"H x 8.5"D (457 x 216 mm)
Dimensiones mínimas: 9.4"H x 2.6"D (239 x 66 mm)
Capacité de poids: 40 lbs. (18 kg)
Taille maximum : 18"H x 8.5"D (457 x 216 mm)
Taille minimum : 9.4"H x 2.6"D (239 x 66 mm)
Tragkraft: 40 lbs. (18 kg)
Maximalgröße: 18"H x 8.5"D (457 x 216 mm)
Minimalgröße: 9.4"H x 2.6"D (239 x 66 mm)
Gewichtscapaciteit: 40 lbs. (18 kg)
Maximale afmeting: 18"H x 8.5"D (457 x 216 mm)
Minimale afmeting: 9.4"H x 2.6"D (239 x 66 mm)
Capacità di peso: 40 lbs. (18 kg)
Dimensioni massime: 18"H x 8.5"D (457 x 216 mm)
Dimensioni minime: 9.4"H x 2.6"D (239 x 66 mm)
 許容重量: 40 lbs. (18 kg)
 最大サイズ: 18"H x 8.5"D (457 x 216 mm)
 最小サイズ: 9.4"H x 2.6"D (239 x 66 mm)
 承重: 40 lbs. (18 kg)
 最大尺寸: 18"H x 8.5"D (457 x 216 mm)
 最小尺寸: 9.4"H x 2.6"D (239 x 66 mm)
 허용 중량: 40 lbs. (18 kg)
 최대 크기: 18"H x 8.5"D (457 x 216 mm)
 최소 크기: 9.4"H x 2.6"D (239 x 66 mm)

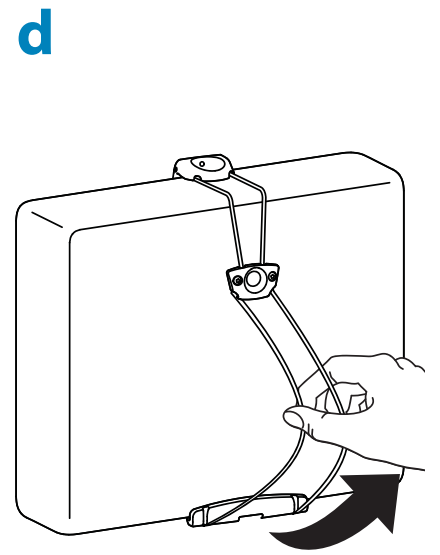
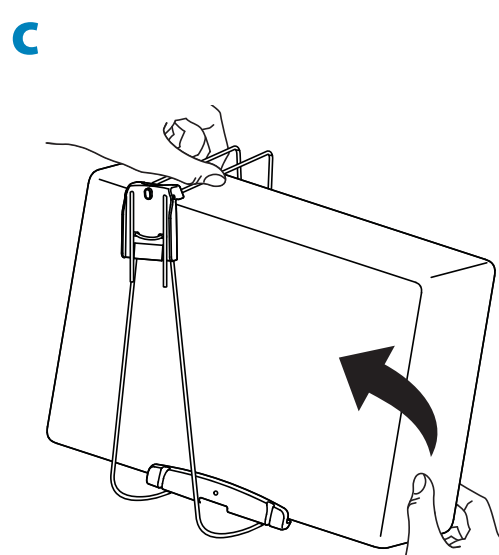


	A	B	C	D
1	 1x 1x	 1x 2x	 1x M5 x 18mm	 1x 5mm 5-sided Security Wrench Llave de seguridad pentagonal Clef Allen de sécurité Fünfkant-Inbusschlüssel 5-kantige veiligheidsleutel Chiave pentagonale di sicurezza 5角固定用レンチ 5角安全扳手 5면 Security Wrench(안전 렌치)
2	 2x	 4x	 4x M5 x 10mm	
3	 4x			 1x 3mm



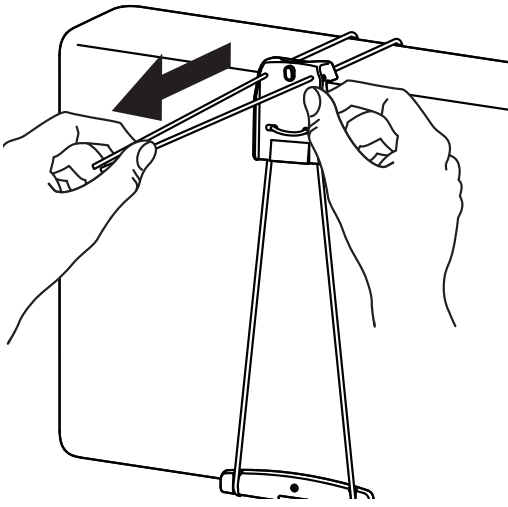


NOTE: Center on bottom
NOTA: Centre por la parte inferior
REMARQUE: centrer la partie inférieure
HINWEIS: Richten Sie die Geräte mittig aus.
OPMERKING: Centrenen op onderkant
NOTA: Centrare nella parte inferiore.
OBS: Mitten på underdelen
 注：下部の中央
 注意：底部居中




3

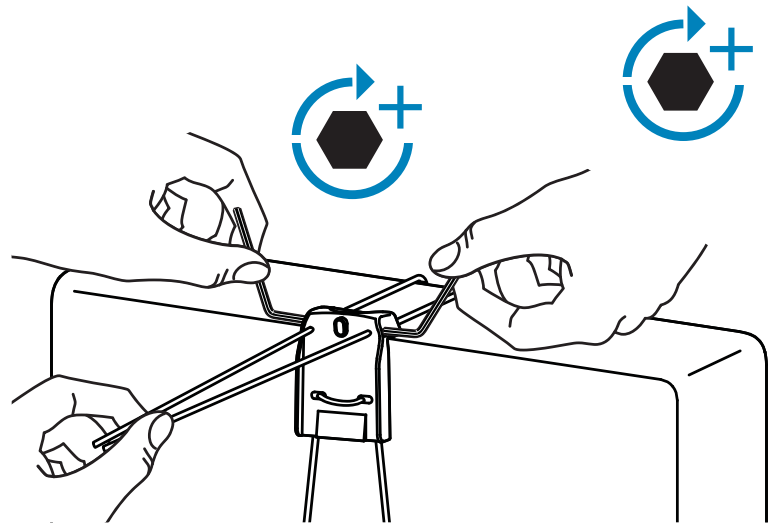
a



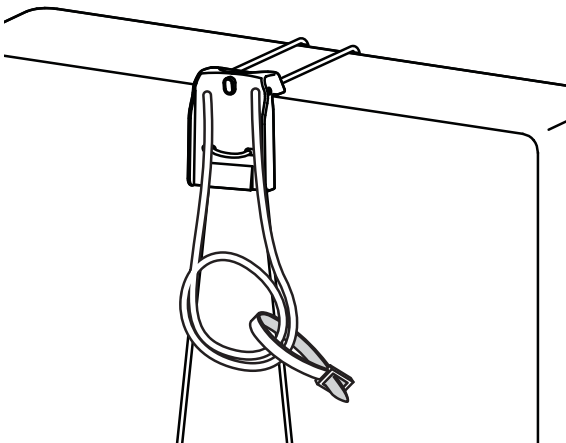
b



3mm



c



CAUTION: Do Not over tighten fasteners. Over-tightening may cause damage to fasteners.

Precaución: No ajuste en exceso los sujetadores. El sobreajuste puede estropearlos.

Attention : ne pas serrer excessivement les fixations. Risques d'endommagement.

Vorsicht: Die Halterungen niemals übermäßig festziehen. Das übermäßige Festziehen kann die Halterungen beschädigen.

Let op: Draai de bevestigingsmaterialen niet te vast. Te vast aandraaien kan schade veroorzaken aan de bevestigingsmaterialen.

Attenzione: non serrare eccessivamente i dispositivi di fissaggio. Un serraggio eccessivo potrebbe provocare danni ai dispositivi di fissaggio.

注意: 留金は締めすぎないようにしてください。強く締め付けすぎると、金具が破損する原因となります。

小心: 不要过度拧紧紧固件。过度拧紧可能会损坏紧固件。

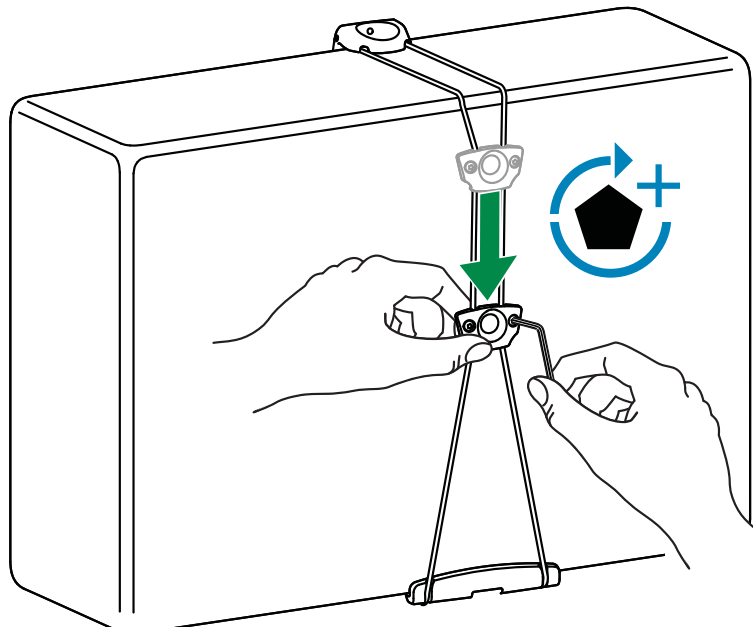
주의: 고정 장치를 너무 조이지 마십시오. 너무 조이면 고정 장치가 손상될 수 있습니다.

4

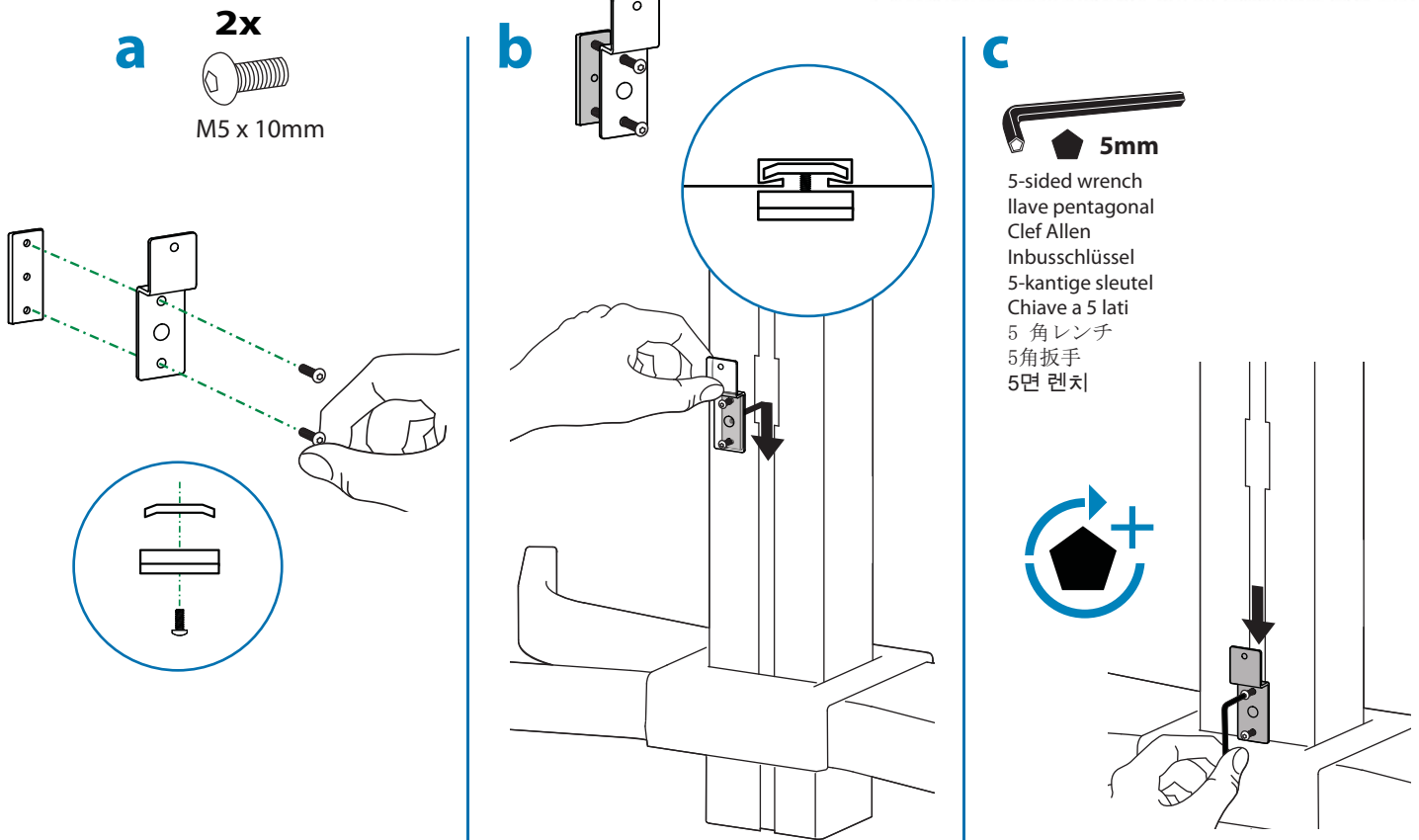


5mm

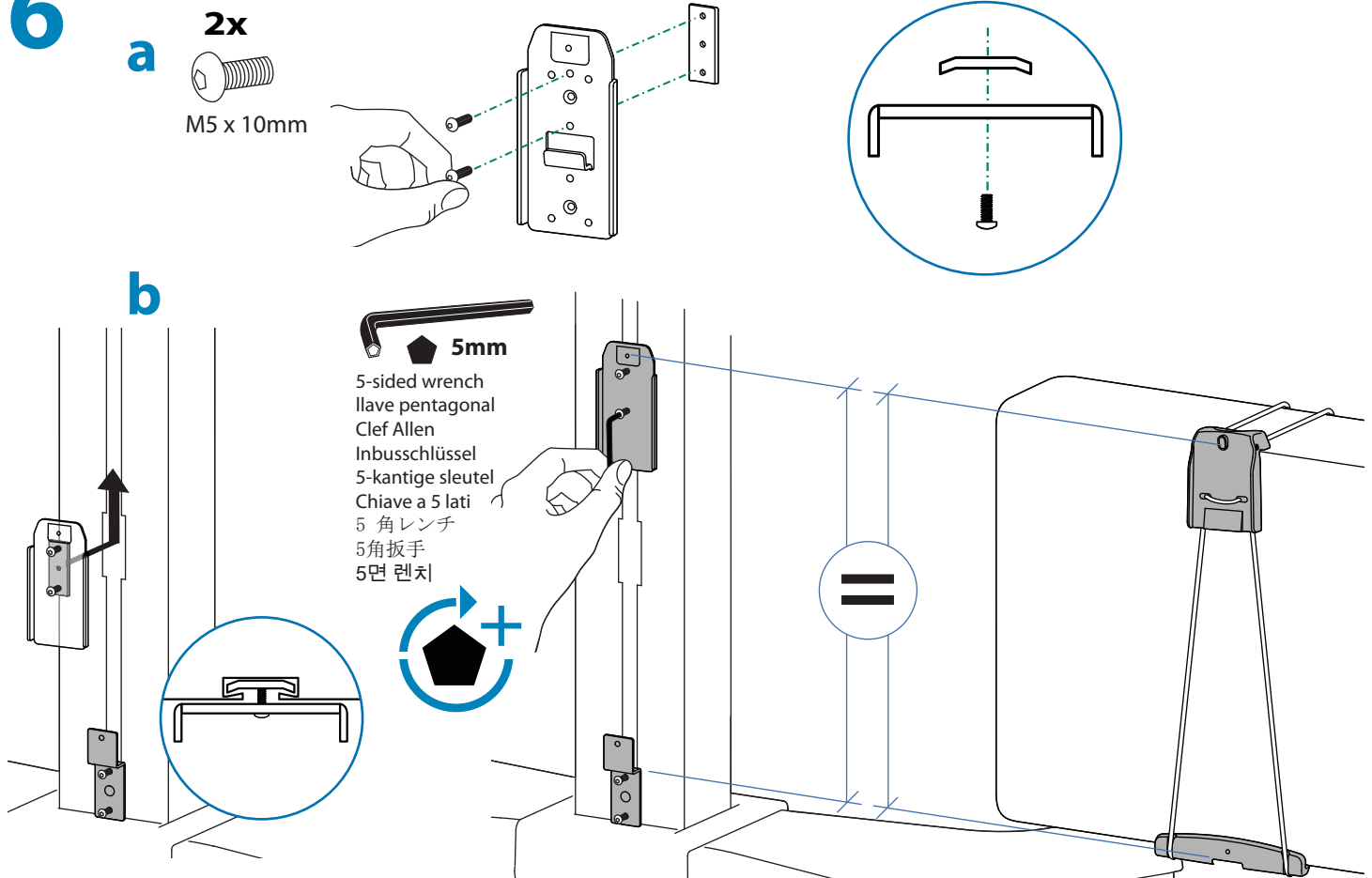
5-sided wrench
llave pentagonal
Clef Allen
Inbusschlüssel
5-kantige sleutel
Chiave a 5 lati
5 角レンチ
5角扳手
5면 렌치



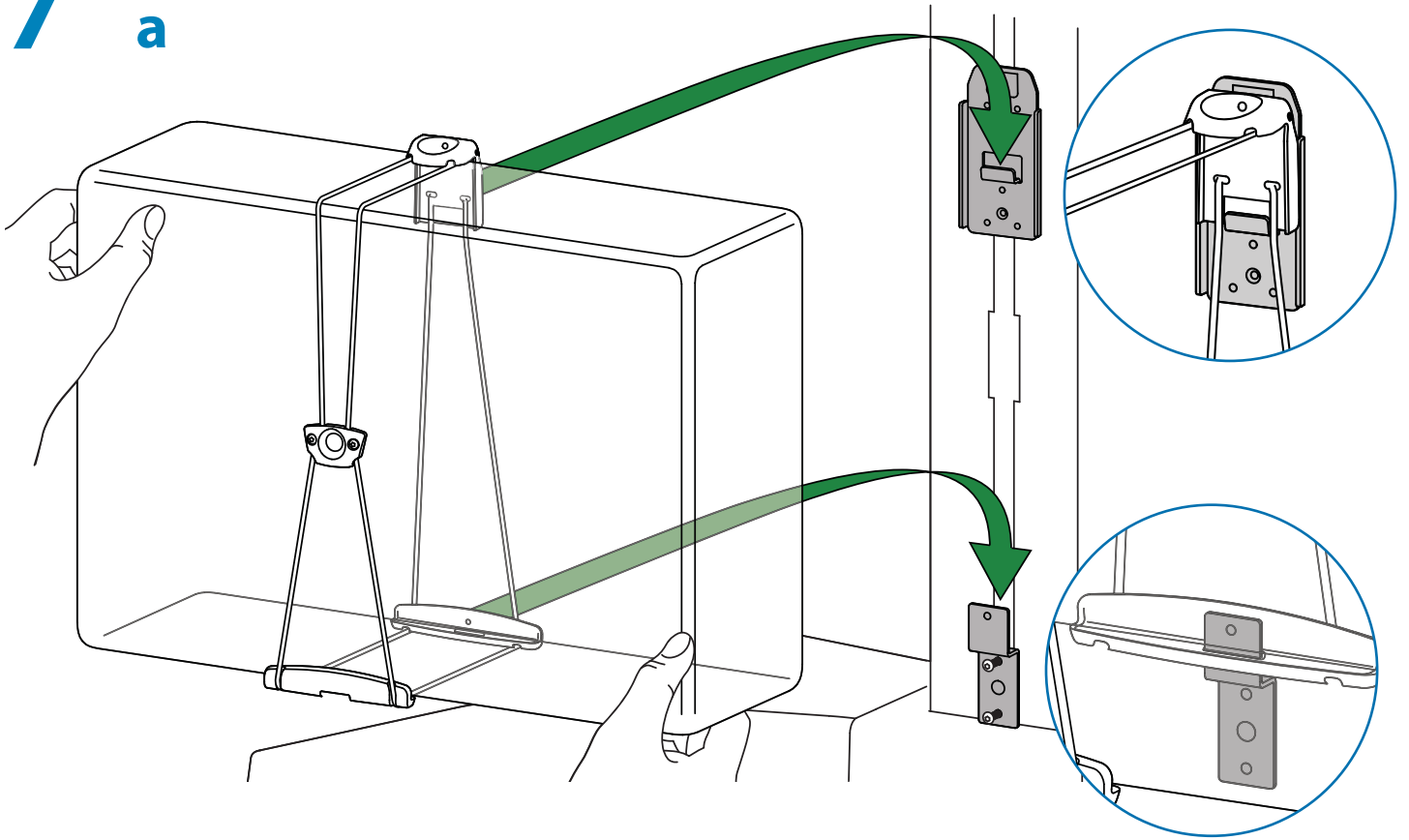
5




6



7 a

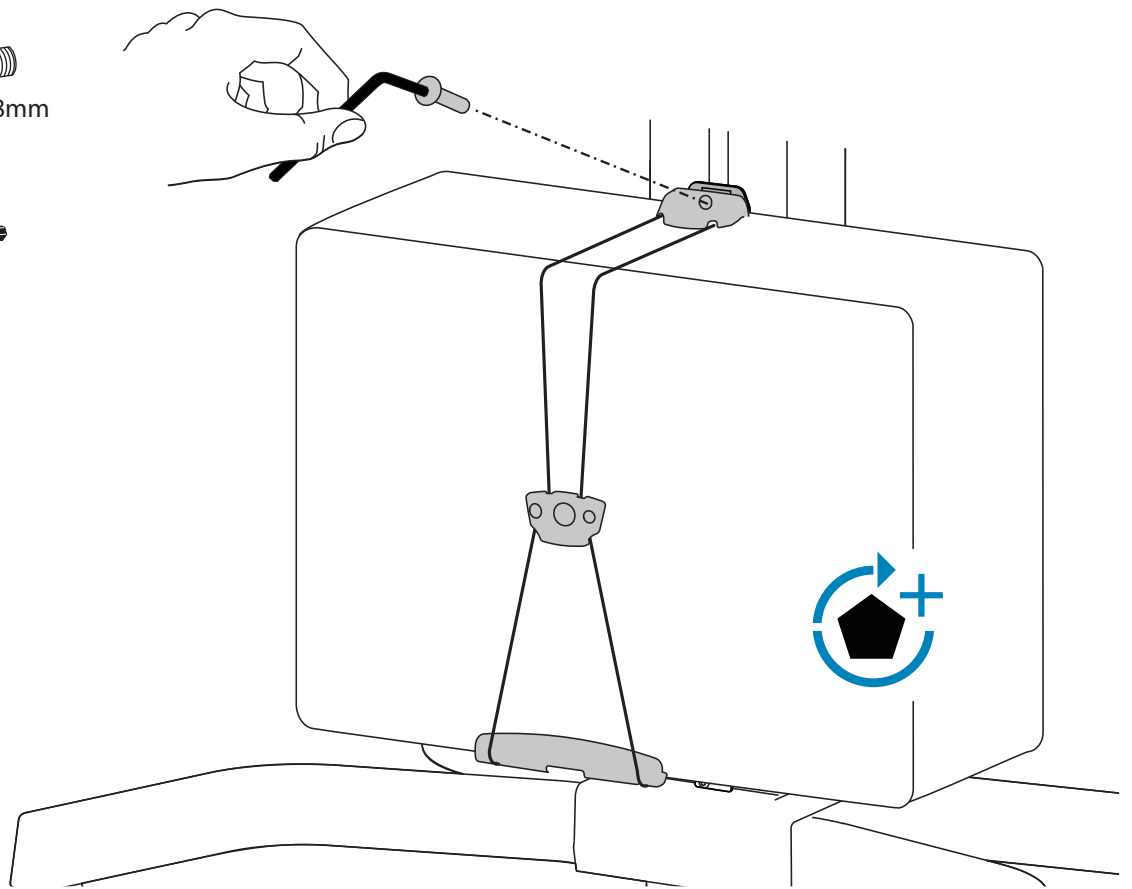


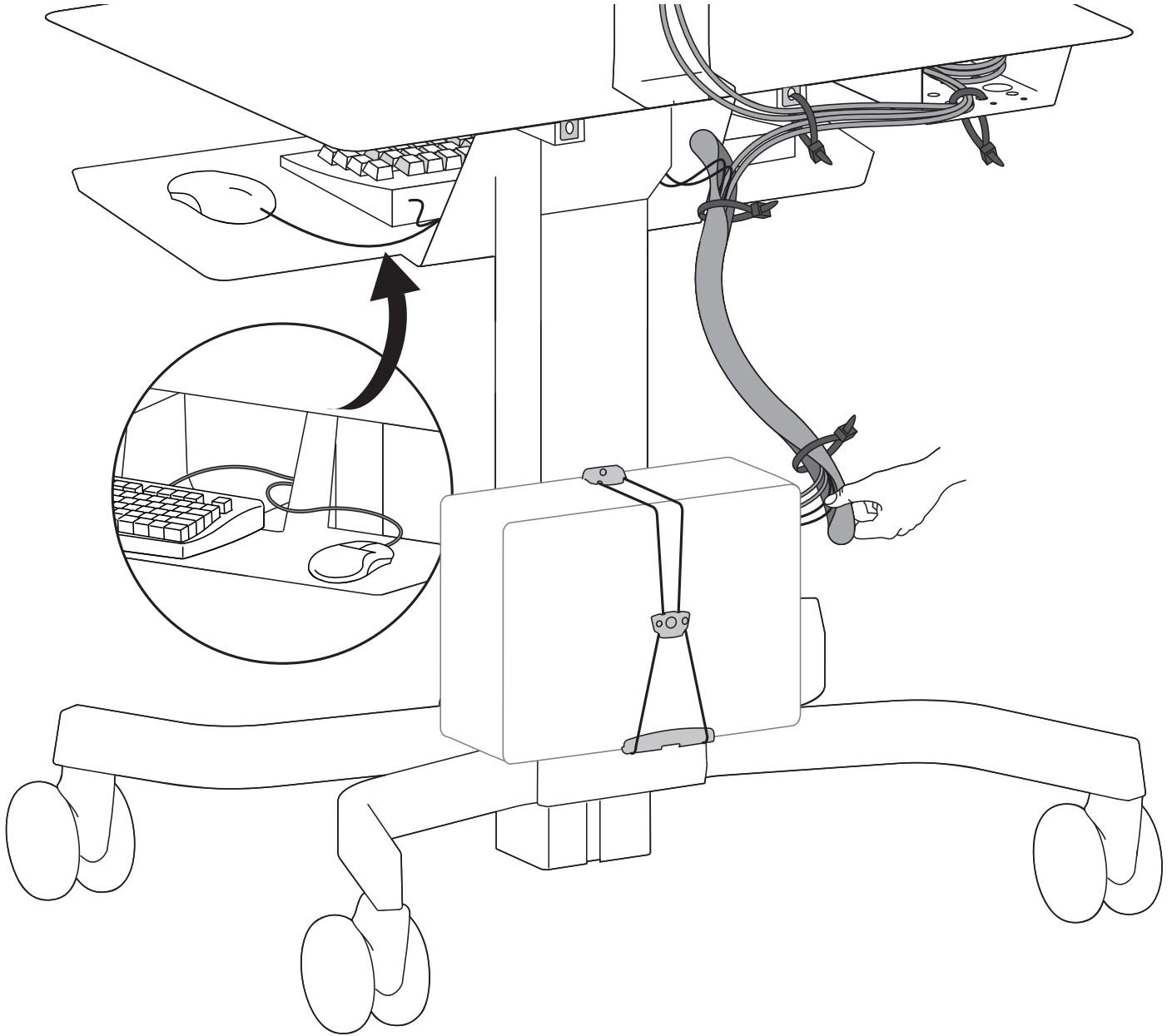
b

1x  M5 x 18mm

 5mm

5-sided wrench
llave pentagonal
Clef Allen
Inbusschlüssel
5-kantige sleutel
Chiave a 5 lati
5 角レンチ
5角扳手
5면 렌치





© 2012 Ergotron, Inc.
 All rights reserved.

While Ergotron, Inc. makes every effort to provide accurate and complete information on the installation and use of its products, it will not be held liable for any editorial errors or omissions (including those made in the process of translation from English to another language), or for incidental, special or consequential damages of any nature resulting from furnishing this instruction and performance of equipment in connection with this instruction. Ergotron, Inc. reserves the right to make changes in the product design and/or product documentation without notification to its users. For the most current product information, or to know if this document is available in languages other than those herein, please contact Ergotron. No part of this publication may be reproduced, stored in a retrieval system, or transmitted in any form or by any means, electronic, mechanical, photocopying, recording or otherwise without the prior written consent of Ergotron, Inc., 1181 Trapp Road, Eagan, Minnesota, 55121, USA Patents Pending and Patented U.S. & Foreign. Ergotron is a registered trademark of Ergotron, Inc.

Americas Sales and Corporate Headquarters

St. Paul, MN USA
 (800) 888-8458
 +1-651-681-7600
 www.ergotron.com
 sales@ergotron.com

EMEA Sales

Amersfoort, The Netherlands
 +31 33 45 45 600
 www.ergotron.com
 info.eu@ergotron.com

APAC Sales

Tokyo, Japan
 www.ergotron.com
 apaccustomerservice@ergotron.com

Worldwide OEM Sales

www.ergotron.com
 info.oem@ergotron.com