



Since 1984

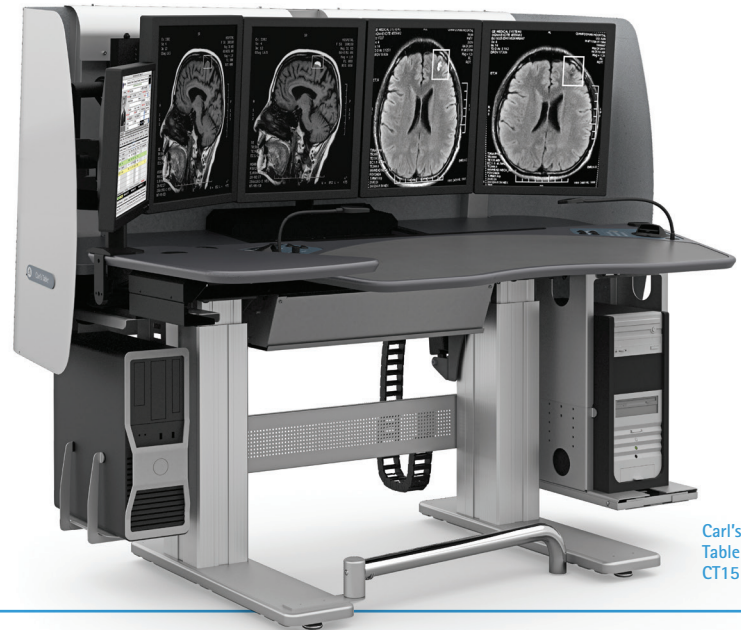
IMAGINE

A BETTER READING EXPERIENCE



IMAGING TABLES

All of Anthro's sit/stand PACS workstations are designed for comfort and productivity, but what makes each family unique?




Carl's Table CT15

CARL'S TABLE[®]



1 Monitor Control System™

Found only on Carl's Table CT15, the Monitor Control System moves the entire monitor array (up to 4 displays in a row) up/down/forward/back in unison. These electric controls adjust all of your monitors to your desired height and focal depth with the simple push of a button. And our patent-pending monitor mounts are designed specifically for radiologists, with gap-free, precisely controlled monitor alignment.



2 Reclining Tilt

The work surface on CT15 can tilt as much as 15° with the push of a button so you can work in a reclined position. It also has a separate non-tilting Coffee Surface for items that you want to keep level, like your coffee.




3 Adaptive Lighting System

The brightness of the ambient backlight on CT15 can be adjusted to help reduce your eye strain and keep you working in comfort. And the two task lights on the worksurface have adjustable brightness so you can easily find pens, keys, and other equipment.



4 Custom Comfort Fitting

Anthro handles each CT15 order with kid gloves, from the time it leaves our dock until it's up and running in your reading room. An Anthro Field Service Engineer meets the shipment at your dock, delivers it to the reading room, assembles the table, and works with IT staff to install your equipment. Best of all, we provide personal fittings for each doctor to show them all the features of the table and how they work!



Turn to page 4 for more on the Carl's Table.

STEVE'S STATION[®]



Steve's Station Essential



1 Can Hold Up To Six Displays in a Single Line

Does your practice use a 4+2 configuration? Steve's Station Advanced, Steve's Station Essential and Monitor Easy Track can adjust a bank of 6 displays while keeping them all aligned precisely. And at 90" wide, Steve's Bench has an abundance of work space to accommodate up to 6 displays on their bases or optional adjustable arms.



Steve's Station Advanced

2 Monitor Easy Track™

Found only on Steve's Station, the Monitor Easy Track slides the entire monitor array (up to 6 displays) forward and back in unison to reach your optimal focal depth. And like Carl's Table, our mounts are specifically designed for radiologists' needs, to give you gap-free, precisely controlled alignment of all your monitors.



Monitor Easy Track

3 Lifts The Most Weight

All of Anthro's sit/stand imaging desks have powerful electrically adjustable legs, but Steve's Bench holds the lift record at 350 lbs! (Steve's Station Advanced is no lightweight, though – it can lift up to 325 lbs.)



Steve's Bench

4 Largest Range Of Adjustment

Combined with the range of motion in their electric sit/stand legs, Dual Surface Steve's Station Advanced and all Steve's Station Essentials have a spring-assisted keyboard surface that adjusts as high as 56" and as low as 17.25".

Turn to page 8 for more on Steve's Station.

CARL'S TABLE CT15

The most advanced radiology desk to date.

The Carl's Table CT15 imaging furniture is a complete reading environment that sets the standard for adjustable, ergonomic imaging workstations. Its innovative design and usability earned Carl's Table the Best of NeoCon Gold Award, as judged by an international panel of leaders in product design.

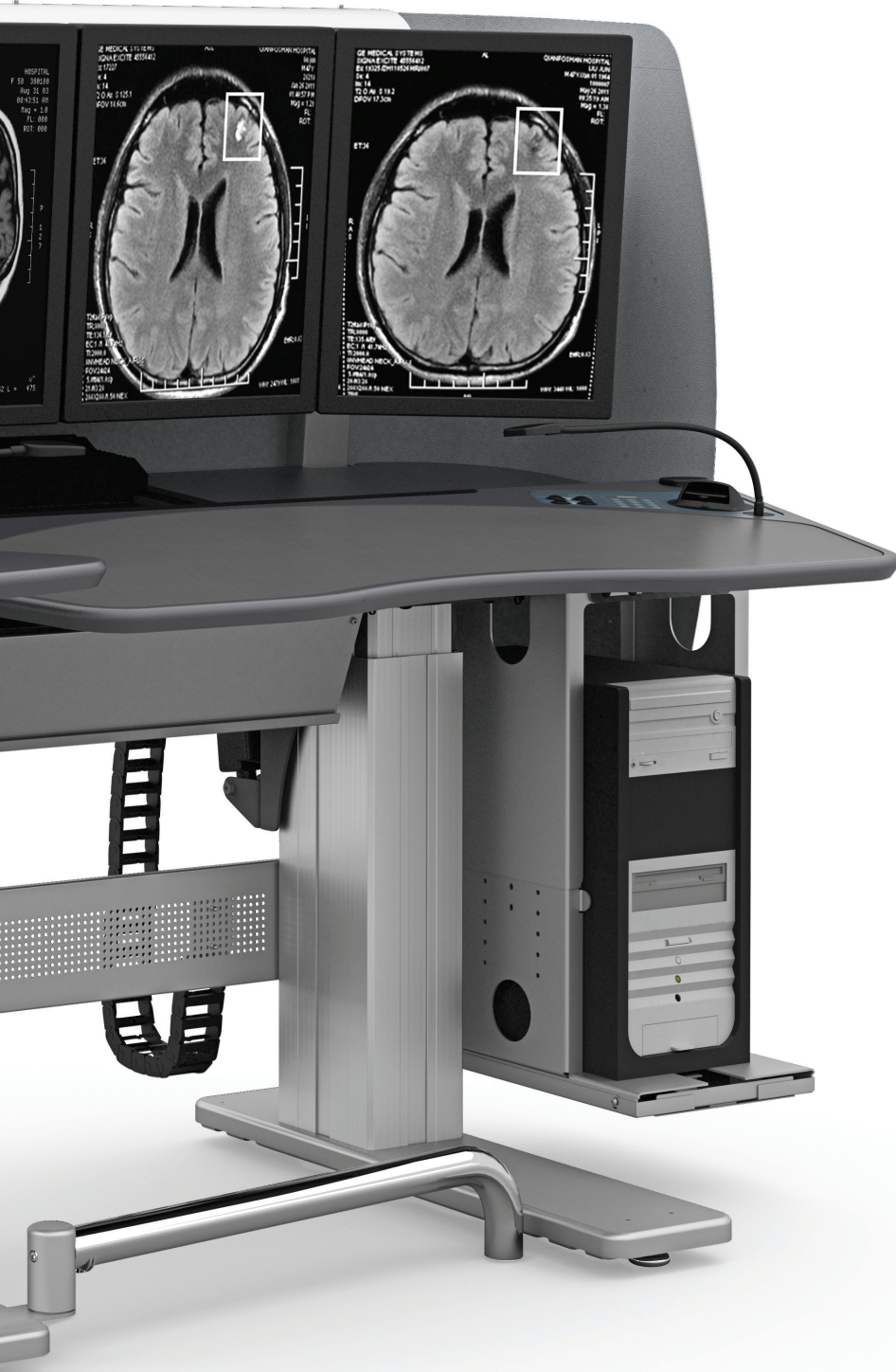


Sit/Stand/Recline with the Simple Push of a Button




Easily adjust the table height, table tilt and monitor position to accommodate multiple users – whether **sitting**, **standing**, or **reclining**. Each user can then lock-in their preferred height and tilt positions into the Programmable Preset menu – adjust the table to fit you in just a matter of seconds so you can get right to work!






"There has been a definite reduction in fatigue as well as back problems since our radiologists started using the Carl's Table and Verté chairs. Customer support is great at Anthro also."

Teresa C.
 Women's Diagnostic Center
 Louisville, KY




Carl's Table CT15 in the reading room.

Learn more about Carl's Table features on pages 6-7.



Monitor Control System™



Programmable Presets



Adaptive Lighting System



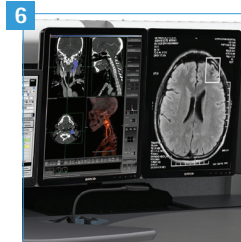




White Glove Delivery and Custom Comfort Fitting

CARL'S TABLE CT15

The most advanced radiology desk to date.


Monitor Control System™

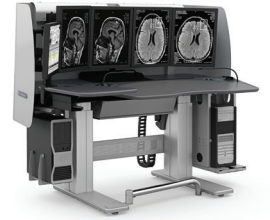
- 1 Mount (and move!) all of your monitors in perfect alignment on a single array.
- 2 Push-button controls electrically adjust the entire bank of monitors up, down, forward, and back in unison.
- 3 Wrap your outside monitors around you on two hinged extensions.
- 4 Our patented mounts make it easy to install all of your monitors in perfect alignment.
- 5 We provide tools for precision adjustments.
- 6 Supports 6MP and 10MP diagnostic monitors.
- 7 Plug monitors into the rear power bar and manage cables cleanly.





Adaptive Lighting System

- 8 Ambient back lights with adjustable brightness help reduce eye strain and keep you working comfortably.
- 9 Two desk task lights are completely adjustable.
- 10 A single interface gives you full lighting control.








Other Innovative Features For Your Comfort



- 11** Wraparound acoustic panels absorb sound up to 35%.
- 12** Air Circulation System to keep you cool.
- 13** 100 Programmable Height/Tilt Presets.
- 14** 2 USB ports.
- 15** Non-tilting Coffee Surface.
- 16** Two CPU Holders.
- 17** Swiveling footrest.
- 18** Advanced Safety System protects you and your equipment when raising or lowering the table.



White Glove Delivery & Custom Comfort Fitting



One of our friendly Field Service Engineers will personally handle your Carl's Table installation and confirm that the table is performing optimally. He'll help you make the most of your Carl's Table investment by personally fitting each of your doctors to the table and programming their preferred ergonomic presets.

Anthro handles every Carl's Table order with kid gloves, from the time it leaves our dock until it's up and running in your reading room. Each CT15 is carefully crated and delivered via Air Ride Equipped trailers to protect the table's delicate components and finishes.

An Anthro Field Service Engineer meets the shipment at the site dock, delivers it to the reading room, assembles the table, and works with your IT staff to install all the equipment.

Best of all, we provide personal fittings for each doctor to show them all the features of the table and how they work. We'll even help them program their preferred sitting, standing, and reclining positions!

**See page 12 for Carl's Table
Technical Data and more details!**

STEVE'S STATION®

A reading room workstation that adjusts to you.

The Steve's Station family of imaging furniture incorporates everything we've learned about imaging furniture over the last 15 years. Developed in partnership with radiologists across the US, this family best reflects our complete commitment to make every radiologist more productive at a very competitive price.



ADVANCED
A Roomy, Feature-Rich
Radiology Desk



Steve's Station is the
Winner of the 2011 Best of
NeoCon Innovation Award



Only Steve's Station Advanced offers you the choice of Single Surface or Dual Surface models. Both come complete with **Sit/Stand Adjustability**, **Monitor Easy Track** and **Cable Management System**.

ESSENTIAL

All The Essential Features
You Need, At A Very
Competitive Price



BENCH

Seriously Strong Electric
Lift Table

MONITOR EASY TRACK

Turn Your Table Or Built-in Into A Reading Station



Learn more about Steve's Station
features on pages 10-11.

STEVE'S STATION

A reading room workstation that adjusts to you.

Monitor Easy Track™ on Steve's Station Advanced, Steve's Station Essential, and stand alone Monitor Easy Track

- 1 Slide the entire bank of monitors in unison to the focal depth you need – then release the clamp to keep them securely in place.
- 2 Our patented mounts make it easy to install all of your monitors in perfect alignment.
- 3 Make precision adjustments with our provided tools.
- 4 Supports 6MP and 10MP diagnostic monitors.
- 5 Optional vertical extensions are available for stacking monitors.



Cable Management System on Steve's Station Advanced and Steve's Station Essential

- 6 Slide monitors into their mounts.
- 7 Route monitor cords down the cable channel behind the Monitor Easy Track.
- 8 Plug it all into the power bar inside the roomy cable trough.
- 9 Secure the door to the cable trough (Advanced tables only).
- 10 Never deal with cords yanking or annoying slack, no matter how high you adjust the table, by routing them through our fixed-length cable channels.



Examples shown on Steve's Station Advanced



ADVANCED



ESSENTIAL



BENCH



MONITOR EASY TRACK

Worksurface Adjustment



11 Sit or stand with ease using advanced push-button height controls, 3 height presets and LED read-out. *(Steve's Station Advanced only)*


12 Adjust the height of your worksurface with simple push-button height controls. *(Steve's Station Essential and Steve's Bench)*

13 Raise or lower the front keyboard surface by squeezing the paddle. *(Dual Surface Steve's Station Advanced and Steve's Station Essential)*

14 All wrap-around tables come with a non-tilting coffee surface.

15 Waterfall edges are comfortable on your forearms and wrists.

16 Optional CPU racks can raise or lower as you adjust the shelf height.



Other Innovative Features *on Steve's Station Advanced only*



17 Two dimmable task lights.

18 Air Circulation System to keep you cool.

19 2 USB Ports.

20 The Safety System protects equipment when raising or lowering the table.

See pages 12 & 13 for Steve's Station Technical Data and more details!

CARL'S TABLE®

Carl's Table CT15

The most advanced radiology desk to date.



Styles and sizes	Dual-surface in 65" width
Sit/stand height range (measurements are from the floor to the top of the keyboard surface)	as high as 49.5" ↓ as low as 30"
Max lift capacity	300 lbs.
Overall weight capacity	300 lbs.
Monitor controls and configurations	Monitor Control System™ Electrically adjust an array of up to 4 monitors up, down, forward and back in unison.
Cable management	With the Cable Management System, move the table to any position and the cords stay plugged in and equipment stays in place.
Number of electrical outlets for powering electronic devices	14 outlets.
Tilt	15° of reclining tilt on the entire table, with a Coffee Surface for items you want to keep level (like coffee!)
Lighting	Adaptive Lighting System relieves eye strain by giving you complete control to adjust the brightness of ambient backlights. Two adjustable task lights are integrated into the worksurface.
Additional features	<ul style="list-style-type: none"> • 100 programmable height/tilt presets. • 2 USB ports on the worksurface. • Wraparound 28" high fabric-covered privacy screen. • Air circulation system. • Advanced safety system that protects equipment when lowering the table. • Footrest.
Delivery and installation	Sensitive Carl's Table components require a skilled installer – that's why a Custom Comfort Fitting by Anthro's Field Service Engineer is all part of the package. We meet the shipment at your site, deliver it to the reading room, assemble the table, and work with your IT staff to install your equipment. We also provide a personal fitting for each doctor, to show them how to set their preferred sitting, standing and reclining positions.
Product #	CT15SMDG (Dark Grey laminate)

STEVE'S STATION®

Steve's Station Advanced

A feature-rich, roomy radiology desk.



Styles and sizes	Dual- and single-surface styles in 60" and 72" widths	
Sit/stand height range (measurements are from the floor to the top of the keyboard surface)	Dual surface: as high as 56" ↑ as low as 17.25"	Single surface: as high as 49" ↑ as low as 23"
Max lift capacity	325 lbs.	
Overall weight capacity	325 lbs.	
Monitor controls and configurations	Monitor Easy Track™ : Manually slide an array of up to 6 monitors forward and back in unison to your optimal focal depth. Adjust monitors up and down with your table height controls.	
Cable management	With the Cable Management System, move the table to any position and the cords stay plugged in and equipment stays in place.	
Number of electrical outlets	3 outlets on the worksurface, 14 outlets in the rear cable compartment.	
Tilt	24° of ergonomic keyboard surface tilt (dual-surface tables only).	
Lighting	Two integrated task lights on the worksurface.	
Additional features	<ul style="list-style-type: none"> • 3 programmable height presets. • 2 USB ports on the worksurface. • Air circulation system. • Advanced safety system that protects equipment when lowering the table. 	
Delivery and installation	The Steve's Station Advanced table arrives at your site assembled – you just install the Cable Management System and Monitor Easy Track using our easy-to-follow instructions. Removable handles (and the aid of some strong helpers) make it easy to lift the table out of its crate and move it into your work space.	
Product #	Dual surface: STB260GV/DG (60" w in Dark Grey) STB260GV/WE (60" w in Wenge)	Single surface: STB160GV/DG (60" w in Dark Grey) STB160GV/WE (60" w in Wenge)
	STB272GV/DG (72" w in Dark Grey) STB272GV/WE (72" w in Wenge)	STB172GV/DG (72" w in Dark Grey) STB172GV/WE (72" w in Wenge)

Steve's Station Essential

All the essential features you need, at a very competitive price.



Steve's Bench

Seriously strong electric table.



Monitor Easy Track

Turn your table into a reading station.



<p>Dual-surface "cockpit" style in 60" and 72" widths</p>	<p>This large electric lift table measures 90"w x 31"d, roomy enough for use as a teaching station.</p>	<p>At 32" wide, it installs atop your existing table, moving forward and back along a 10" range.</p>
<p>as high as 54.5" ↓ as low as 22.25"</p>	<p>as high as 49.5" ↓ as low as 30"</p>	<p>n/a</p>
<p>200 lbs.</p>	<p>350 lbs.</p>	<p>n/a</p>
<p>200 lbs.</p>	<p>350 lbs.</p>	<p>130 lbs.</p>
<p>Monitor Easy Track™: Manually slide an array of up to 6 monitors forward and back in unison to your optimal focal depth. Adjust monitors up and down with your table height controls.</p>	<p>Add up to 6 optional articulating monitor arms that can be adjusted independently.</p>	<p>Monitor Easy Track™: Manually slide an array of up to 6 monitors forward and back in unison to your optimal focal depth.</p>
<p>With the Cable Management System, move the table to any position and the cords stay plugged in and equipment stays in place.</p>	<p>Large cable trough holds and organizes all your cords and power adapters.</p>	<p>n/a</p>
<p>No integrated outlets. Optional power bar sold separately.</p>	<p>12 outlets in the rear cable compartment.</p>	<p>n/a</p>
<p>24° of ergonomic keyboard surface tilt.</p>	<p>n/a</p>	<p>n/a</p>
<p>n/a</p>	<p>n/a</p>	<p>n/a</p>
<ul style="list-style-type: none"> • Tilt-and-go rear wheels help you move the table where you need it. • International version available. Contact Anthro for details. 	<ul style="list-style-type: none"> • Shelves are made of 1.25" thick medium-density fiber board with durable thermoplastic laminate. • Steel components have a baked-on powder coat finish for durability. 	<ul style="list-style-type: none"> • Comes with a 30"w boom and one monitor knuckle. Choose from optional kits to support your modality (2+1, 4+1, and large dual-width displays). • Each knuckle comes with 15ft. DVI-D cable.
<p>Ships flat-packed in two boxes for you to assemble using our easy-to-follow instructions.</p>	<p>Ships flat-packed for you to assemble using our easy-to-follow instructions.</p>	<p>Ships assembled. Installs with four through-bolts on any surface at least 30" deep.</p>
<p>RAD260GV-DG (60"w in Dark Grey laminate) RAD260GV-WE (60"w in Wenge laminate) RAD272GV-DG (72"w in Dark Grey laminate) RAD272GV-WE (72"w in Wenge laminate)</p>	<p>RTS90GMDG (90"w in Dark Grey laminate) RTS90GMWE (90"w in Wenge laminate)</p>	<p>METBK (Black metal)</p>

SEATING



Complete your workstation
with a really, really, really
comfortable chair.

VERTÉ® CHAIR

"Ergonomics research has established the need for a chair that supports the entire spinal column, head and neck, without creating any pressure points."

Gerald R. Kolb, JD
Rethinking the Radiologist's "Office"
The Digital Reading Environment

ZIDO®

Small cart. Big options.



ZIDO
ADJUSTABLE
HEIGHT



This small cart is both mobile and stable, thanks to large 4" rubber casters and a weighted cast metal base. Shelves wrapped in thermoplastic 3D laminate resist cracking and chipping and stand up to a wide range of chemicals.

eNOOK® PRO



Wall-mounted unit uses zero floor space

Works anywhere
that needs a small
wall desk.



Programmable Code Lock



Keep cords and cables inside the unit



Fold up the shelf when not in use to conceal and lock your technology.



Adjust the depth at assembly for either laptop or monitor use.



With Anthro, you get more than furniture.

Room Layout Assistance

Put our experience to work for you! We've helped hundreds of facilities make the most of their space to maximize productivity and save money. We can even make recommendations on wall colors, lighting and acoustic options to improve your space. Plus, CAD drawings of our furniture solutions are available for your facilities planner or architect to help make your project planning easier.

Anthro's White Glove Treatment

Anthro handles each Carl's Table CT15 order with kid gloves, from the time it leaves our dock until it's up and running in your reading room.

Made in the USA

We design and manufacture in Portland, Oregon to control quality and respond quickly to your needs.

Technology is Our Middle Name

For over 30 years, we've been staying ahead of your technology needs with our easy-to-use solutions.

Limited Lifetime Warranty

With Anthro, you get premium materials, quality construction and outstanding service. For details on our Limited Lifetime Warranty, visit anthro.com.

Anthro Corporation
10450 SW Manhasset Dr.
Tualatin, OR 97062

800.325.3841
fax: 800.325.0045
sales@anthro.com
radiology-furniture.com

Outside the U.S.
503.691.2556
fax: 503.691.2409



Charge and Secure Your Mobile Devices

Ask your Anthro representative for more info on wall-mounted YES Charging Cabinets and mobile YES Charging Carts for your devices.



Anthro logo is a registered trademark of Ergotron, Inc. © 1994 - 2016; Anthro-DNA is a trademark of Ergotron Inc. © 2016. All rights reserved. Anthro is also a brand of Ergotron Inc.

ERGOTRON®