



PRODUCT GUIDE





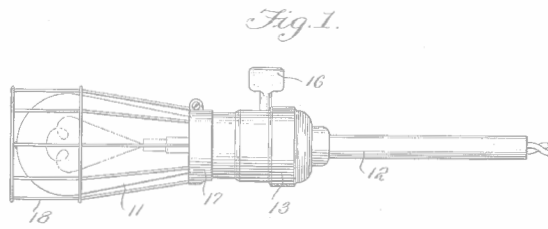
First Logo

The Evolution of Ericson Manufacturing

E. T. CLARK & E. O. ERICSON.
ELECTRIC LIGHT HANDLE.
APPLICATION FILED JAN. 26, 1918.

1,286,228.

Patented Dec. 3, 1918.



1918

With his first patent in 1918, Edward Oscar Ericson officially begins Ericson Manufacturing Company which also operates under C&E Sales

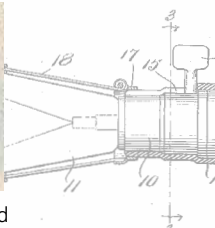


ERICSON MANUFACTURING CO. is headed by John Ericson, vice president, and his father, E. O. Ericson, president and founder. Both come up frequently with patentable ideas for electrical safety equipment.



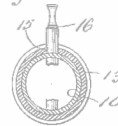
Alternate logo used

Fig. 2.



Logo adopted in 1970

Fig. 3.



WITNESSES

J. L. Wright

INVENTOR

E. T. Clark
E. O. Ericson

BY *Victor J. Evans*

ATTORNEY

About Ericson Manufacturing

Celebrating 100 years of innovating electrical safety products

For over 100 years, Ericson has engineered and manufactured the safest portable power distribution and temporary lighting products on the market. Designed for superior durability and convenience, our engineered solutions offer customers the best tailor-made products to fit their specific needs. **No one does it better.**

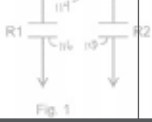
We pride ourselves on providing distributor partners, industrial end users, and OEM customers all over the world with durable, industrial-grade products that protect the workforce from work site hazards, increase productivity, and have a lower cost of

ownership than other options on the market. Our unique array of products allows Ericson to offer our customers a comprehensive line of portable power and lighting solutions all in one place. Ericson is a customer-driven ISO9001 certified organization focused on high quality and continual improvement and we strive to meet or exceed our customer's expectations. From initial application consultation, to design and manufacturing, to product performance in the field, we aim to consistently impress.


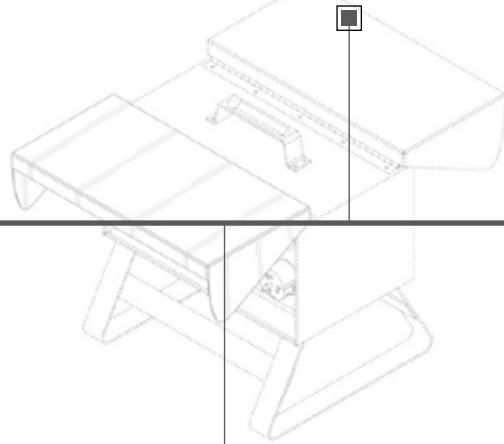
Thank you for considering Ericson products for your company.

ERICSON™

Logo adopted by 1980



1995



ERICSON®

ERICSON®

1980

ERICSON®

Since 1918

Logo adopted in the 1990s



Logo adopted in 2018



Secondary logo adopted in 2018 for centennial anniversary

2018



Ericson Manufacturing is located 20 miles east of Cleveland, Ohio

PROUD PARTNERS & MEMBERS



PORTABLE POWER

- Power Transformer Units (PTUs) 6-8**
 - e-Cart™ Jr. 15-30 kVA 6
 - e-Cart™ 30-300 kVA 7
 - Auto Transformer Series: 15-300 kVA 8
 - e-Cart-xp™ 15-75 kVA 8
- Power Distribution Units (PDUs) 10-16**
 - Compact Distribution Box: 30-50 Amp 10
 - Distribution Box: 50 Amp 11
 - Distribution Cart: 60-200 Amp 12
 - Distribution Cart: 200-400 Amp 13
 - Portable Panelboards: 400-2000 Amp 14
 - Portable Transfer Switch: 400-2000 Amp 15
 - Portable Disconnect (Fused/Unfused): 200-3000 Amp 15
 - Portable Splitter: 60-1000 Amp 16
- Engineered Solutions and Options 17-18**
- Temp Power Layout / Takeoff Services 19**




e-Cart® Jr. 15-45 kVA

Power Transformer Unit

ericson.com/ecartjr

- 15 kVA models cETLus listed for U.S. and Canada
- 1Ø (15-25 kVA) or 3Ø (30 kVA) options
- Rated NEMA 3R in-use including main disconnect switch
- Combo load center with GFCI circuit protection
- Easy to move, narrow frame fits through a standard 36" doorway
- Optional 50A receptacle for connection to smaller PDUs
- Other NEMA configuration receptacles available
- Product customizations are available upon request
- Visit our website to view full standard sku listings



Combo enclosure style
NEMA 3R in-use



15 kVA e-Cart® Jr. frame



30 kVA e-Cart® Jr. frame

| Part Number ¹ | Input Power | | | | Secondary Info | | Output Connections | | cETLus Listing |
|--------------------------|-------------|-------|-----------------|------------------|-----------------------|----------------------------------|---|------------------------------------|----------------|
| | Volts | Phase | Primary | Transformer Size | Secondary Voltage Out | Secondary Panel MCB ² | Receptacles | Circuit Protection | |
| EJR4115CL10600-UL | 480V | 1 | 6 ft. SOW Blunt | 15 kVA | 120/240V | N/A | (6) 5-20 T Slot GFCI DPLX | (6) 20A Breakers | Yes |
| EJR4115CM1061-UL | 480V | 1 | 6 ft. SOW Blunt | 15 kVA | 120/240V | Yes | (6) 5-20 T Slot GFCI DPLX & (1) CS6369 50A | 50A 2P C.B. (6) 20A Breakers | Yes |
| EJR4315CL30600-UL | 480V | 3 | 6 ft. SOW Blunt | 15 kVA | 120Y208V | N/A | (6) 5-20 T Slot GFCI DPLX | (6) 20A Breakers | Yes |
| EJR4315CM30310-UL | 480V | 3 | 6 ft. SOW Blunt | 15 kVA | 120Y208V | Yes | (3) 5-20 T Slot GFCI DPLX & (1) CS6369 50A ³ | (3) 20A Breakers & (1) 50A 2P C.B. | Yes |
| EJR4315CM3061-UL | 480V | 3 | 6 ft. SOW Blunt | 15 kVA | 120Y208V | Yes | (6) 5-20 T Slot GFCI DPLX & (1) CS6369 50A ³ | (6) 20A Breakers & (1) 50A 2P C.B. | Yes |
| EJR4315CM31200-UL | 480V | 3 | 6 ft. SOW Blunt | 15 kVA | 120Y208V | Yes | (12) 5-20 T Slot GFCI | (12) 20A GFCI C.B. | Yes |
| EJR24330CL3120 | 480V | 3 | 6 ft. SOW Blunt | 30 kVA | 120Y208V | N/A | (12) 5-20 T Slot GFCI DPLX | (12) 20A Breakers | Pending |
| EJR24330CL3061 | 480V | 3 | 6 ft. SOW Blunt | 30 kVA | 120Y208V | N/A | (6) 5-20 T Slot GFCI DPLX & (1) CS6369 50A | (6) 20A Breakers & (1) 50A 2P C.B. | Pending |

¹ - Change 4 to 6 for 600V Input ² - Main Circuit Breaker ³ - 30A max available

e-Cart® 30-300 kVA

Power Transformer Unit

ericson.com/ecart


- cETLus listed for U.S. and Canada
- Industrial duty aluminum frame with lifting eyes, wheels or stands
- 1Ø or 3Ø NEMA 3R 480V or 600V 60Hz ventilated transformer
- NEMA 3R load center with GFCI protection installed, sized per transformer
- NEMA 3R fused primary disconnect, sized per transformer
- Easy to move, narrow frame fits through a standard 36" doorway
- Choice of solid 10" rubber tires, (2 steering with brakes, 2 fixed) or stationary legs
- Other NEMA configuration receptacles available, combo enclosure styles are customizable (see examples below)
- Product customizations are available upon request



Standard 45 kVA e-Cart® frame with fork tubes & optional handles



300 kVA e-Cart® frame



CL3120

| Part Number ¹ | Input Power | | | | Secondary Info | | Output Connections | | cETLus Listing |
|--------------------------|-------------|-------|--------------------|------------------|-----------------------|----------------------------------|--|---|----------------|
| | Volts | Phase | Primary | Transformer Size | Secondary Voltage Out | Secondary Panel MCB ² | Receptacles | Circuit Protection | |
| EC2SSH41025XXCM1100 | 480V | 1 | 6 ft. SOOW Blunt | 25 kVA | 120/240V | Yes | (10) NEMA 5-20 T-Slot Duplexes | (10) 1P 20A GFCI C.B. & 100A MCB | Yes |
| EC2SSH41037XXCL1101 | 480V | 1 | 6 ft. Type-W Blunt | 37.5 kVA | 120/240V | No | (10) 5-20 T Slot Duplexes & (1) CS6369 50A | (10) 1P 20A GFCI C.B. & (1) 2P 50A C.B. | Yes |
| EC2SSH43030XXCL3120 | 480V | 3 | 6 ft. SOOW Blunt | 30 kVA | 120Y208V | No | (12) 5-20 T Slot GFCI DPLX | (12) 20A C.B. | Yes |
| EC2SSH43045XXCL3121 | 480V | 3 | 6 ft. Type-W Blunt | 45 kVA | 120Y208V | No | (12) 5-20 T Slot Duplexes & (1) CS6369 50A | (12) 20A GFCI C.B. & (1) 50A 2P C.B. | Yes |
| EC2HSX43075XXCL3063 | 480V | 3 | 6 ft. Type-W Blunt | 75 kVA | 120Y208V | No | (6) 5-20 T Slot Duplexes & (3) CS6369 50A | (6) 20A GFCI C.B. & (3) 50A 2P C.B. | Yes |

1) Change 4 to 6 for 600V Input

2) Main Circuit Breaker



ericson.com
ericson.com/rfq

1.800.ERICSON
 1.800.374.2766



e-Cart® 15-300 kVA

Auto Transformer Unit

ericson.com/ecartauto

- kVA range: 15 kVA to 300 kVA
- Primary voltage: 600V or 480V
- Secondary voltage: 480V or 600V
- Hardwire and/or camlock cable connections
- Protective frames
- Crane, forklift, and/or pallet jack lifting points
- NEMA 3R rated
- Product customizations are available upon request



30 kVA ATU

e-Cart®-XP 15-75 kVA

Explosion Proof Power Transformer Unit

ericson.com/ecartxp

- Class I, Div. 2, Groups C and D certified
- NEMA 3R rated
- Heavy duty, light weight, spark resistant aluminum frame
- NEMA 3R fused primary disconnect, sized per transformer
- Easy to move, narrow frame fits through a standard 36" doorway
- Choice of 4 solid 10" rubber tires, (2 steering with brakes and 2 fixed) or stationary legs
- Other NEMA configuration receptacles available
- cCSAus factory certification available
- Product customizations are available upon request



45 kVA e-Cart®-XP frame

| Part Number ¹ | Input Power | | | | Secondary Info | | Output Connections | |
|--------------------------|-------------|-------|--------------------|------------------|-----------------------|----------------------------------|-------------------------------|--------------------|
| | Volts | Phase | Primary | Transformer Size | Secondary Voltage Out | Secondary Panel MCB ² | Receptacles | Circuit Protection |
| EC2XPSSX43015XXCL3060 | 480V | 3 | 6 ft. SOOW Blunt | 15 kVA | 120Y208V | No | (6) NEMA 5-20 w/ flip covers | (6) 20A GFCI C.B. |
| EC2XPSSX41025XXCL3100 | 480V | 1 | 6 ft. SOOW Blunt | 25 kVA | 120/240V | No | (10) NEMA 5-20 w/ flip covers | (10) 20A GFCI C.B. |
| EC2XPSSX43030XXCL3120 | 480V | 3 | 6 ft. SOOW Blunt | 30 kVA | 120Y208V | No | (12) NEMA 5-20 w/ flip covers | (12) 20A GFCI C.B. |
| EC2XPSSX43045XXCL3180 | 480V | 3 | 6 ft. Type-W Blunt | 45 kVA | 120Y208V | No | (18) NEMA 5-20 w/ flip covers | (18) 20A GFCI C.B. |

1) Change 4 to 6 for 600V Input




Compact Oscar™ 30-50 Amp

Compact Distribution Box

ericson.com/compact

- cETLus listed for U.S. and Canada
- 50A input power
- NEMA 3R in-use
- Simplified handling, one hand carry
- Reduced operational footprint
- Anti-nuisance tripping design
- Less maintenance vs. traditional 30-50A PDUs
- Multiple panel configurations available
- Multiple units are stackable
- Patented enclosure design
- Patented open neutral protection
- Product customizations are available upon request



Input panel

GWO



Output panel



50 Amp Y adapter
63YSTW



50 Amp cordsets
63DSO (100ft)
63BSO (50ft)

| Part Number | Electrical Rating | Input Connector | Breakers / Receptacles | 240V Single Receptacle | 240V GFCI Protection | 240V Overload Protection | Daisy Chain Feed-thru |
|----------------------|---------------------|-----------------|--|------------------------|----------------------|--------------------------|------------------------|
| GWO | 50 Amp 125/250 V | CS6375 | (6) 20A Circuit Breaker (6) NEMA 5-20 GFCI Duplex | NEMA L6-30 | No | 30A Circuit Breaker | CS6369 |
| GWO-A | 50 Amp 125/250 V | CS6375 | (6) 20A GFCI Circuit Breaker (6) NEMA L5-20 | NEMA L6-30 | No | 30A Circuit Breaker | CS6369 |
| GWO-B | 50 Amp 125/250 V | CS6375 | (6) 20A Circuit Breaker (6) NEMA 5-20 GFCI Duplex | NEMA L6-30 | Yes | 30A Circuit Breaker | CS6369 |
| GWO-30A ² | 30 Amp 125/250 V | L14-30 | (6) 20A Circuit Breaker (6) NEMA 5-20 GFCI Duplex | NEMA L14-30 | No | 30A Circuit Breaker | see below ¹ |

¹ - 30A single receptacle is the feed-thru on the 30A GWO-30A unit

² - Requires specific factory assembled cordsets 2520PW6P104A-GWO, 2520PW6P104B-GWO, or 2520PW6P104D-GWO
All 20A circuits include open-neutral relay protection U.S. Patented (US9,001,477 B2)

Oscar™ 50 Amp

Distribution Box

ericson.com/pdu50

- cETLus listed for U.S. and Canada
- CS6375 twistlock 50A, 125/250V power inlet
- Each 20A outlet is individually GFCI protected
- CS6369 50A, 125/250V power outlet - daisy chain 2 boxes together
- Watertight NEMA 3R flip covers included
- Product customizations are available upon request



50 Amp Y adapter
63YSTW



50 Amp cordsets
63DSO (100ft)
63BSO (50ft)



1067-ALC



1066FS

| Catalog Number | 50A inlet and feedthrough | Environmental Rating | 20 A Outlets | 30 A Outlet | 30 A Outlet GFCI Circuit Breaker |
|---|---------------------------|--|--|---|----------------------------------|
| Straight blade NEMA 5-20, 3 circuit, 6 duplex receptacles | | | | | |
| 1066FS-3 | 50A 125/250V CS Style | Outdoor rated, NEMA 3R, with Weather Resistant Flip Covers | (6) NEMA 5-20 Duplex receptacles, with (3) GFCI modules, (3) 20A C.B. | (1) NEMA L6-30, with (1) 2 pole 30A C.B. | NO |
| Straight blade NEMA 5-20, 6 circuit, 6 duplex receptacles | | | | | |
| 1066FS | 50A 125/250V CS Style | Outdoor rated, NEMA 3R, with Weather Resistant Flip Covers | (6) NEMA 5-20 Duplex receptacles, with (6) GFCI modules, (6) 20A C.B. | (1) NEMA L6-30, with (1) 2 pole 30A C.B. | NO |
| 1066-BFS | 50A 125/250V CS Style | Outdoor rated, NEMA 3R, with Weather Resistant Flip Covers | (6) NEMA 5-20 Duplex receptacles, with (6) GFCI modules, (6) 20A C.B. | (1) NEMA L6-30, with (1) 2 pole 30A GFCI C.B. | YES |
| Straight blade NEMA 5-20, 6 circuit, 6 single receptacles | | | | | |
| 1067-LC | 50A 125/250V CS Style | Outdoor rated, NEMA 3R, with Weather Resistant Flip Covers | (6) NEMA 5-20 Single receptacles, with (6) GFCI modules, (6) 20A C.B. | (1) NEMA L6-30, with (1) 2 pole 30A C.B. | NO |
| Twist Lock NEMA L5-20, 6 circuit, 6 single receptacles | | | | | |
| 1067-ALC | 50A 125/250V CS Style | Outdoor rated, NEMA 3R, with Weather Resistant Flip Covers | (6) NEMA L5-20 Single receptacles, with (6) GFCI modules, (6) 20A C.B. | (1) NEMA L6-30, with (1) 2 pole 30A C.B. | NO |



ericson.com
ericson.com/rfq

1.800.ERICSON
1.800.374.2766



60-200 Amp


Distribution Cart

ericson.com/pdu60

- Select models cETLus listed for U.S. and Canada
- Up to 200 Amp capacity
 - Feed-thru units (CAM2 Models) are rated 400 Amp w/ CAM set
- 120Y208V, 120/240V, 480V or 600V
- 1Ø and 3Ø options
- NEMA 3R in-use
- Camlock power cables available
- Product customizations are available upon request



Camlock input connections on rear panel makes hookup easy and efficient



CL3120

| Part Number | Input Power | | | | Output Connections |
|-----------------------------|-------------------|-------|----------|------------------------|---|
| | Male Inlet Type | Phase | Volts | Female Mains Feed-thru | Recptacles and Circuit Protection |
| BE1-T50CM1080 | CS6375 Twist-lock | 1 | 120/240V | CS6369 Twist-lock | (8) NEMA 5-20 T Slot GFCI Duplex, (8) 20A C.B. |
| BE1-CAMCL1061 | CAM Set (4) | 1 | 120/240V | N/A | (6) NEMA 5-20 T Slot Duplex (1) CS6369 - 50A C.B. (6) GFCI C.B. |
| BE1-CAMCL1120 | CAM Set (4) | 1 | 120/240V | N/A | (12) NEMA 5-20 T Slot GFCI Duplex, (12) 20A C.B. |
| BE1-CAMCL1160 | CAM Set (4) | 1 | 120/240V | N/A | (16) NEMA 5-20 T Slot GFCI Duplex, (16) 20A C.B. |
| BE1-CAMCL3006 ¹ | CAM Set (5) | 3 | 120Y208V | N/A | (6) CS6369 - 50A C.B. |
| BE1-CAMCL3062-1 | CAM Set (5) | 3 | 120Y208V | N/A | (6) NEMA 5-20 T Slot Duplex (2) CS6369 - 50A C.B. (6) GFCI C.B. |
| BE1-CAMCL3120 | CAM Set (5) | 3 | 120Y208V | N/A | (12) NEMA 5-20 T Slot GFCI Duplex, (12) 20A C.B. |
| BE1-CAM2CL3006 ¹ | CAM Set (5) | 3 | 120Y208V | CAM Set (5) | (6) CS6369 - 50A C.B. |

1) 50 Amp PDU Feeder Design

200-400 Amp

Distribution Cart

ericson.com/pdu200

- cETLus listed for U.S. and Canada
- Optional 200A and 400A (main lug only)
- 120Y208V, 120/240V, 480V or 600V
- 1Ø and 3Ø options
- Combo load center with GFCI circuit protection
- Camlock and terminal lug options
- 24 poles available in breaker panels
- All-weather access clearance
- Main circuit breaker up to 200A
- Product customizations are available upon request



| Part Number ¹ | Volts | Phase | Amperage | Main Feed-thru | Receptacles |
|------------------------------------|----------|-------|----------|----------------|--|
| OPC-01-120-200-LBLN-14150250-X | 120/240V | 1 | 200 Amps | No | (14) NEMA 5-15 GFCI Duplex (2) CS6369 50A |
| OPC-03-208-200-LBLN-12150350-X | 120Y208V | 3 | 200 Amps | No | (12) NEMA 5-15 GFCI Duplex (3) CS6369 50A |
| OPC-01-120-200-LBLN-121502300250-X | 120/240V | 1 | 200 Amps | No | (12) NEMA 5-15 GFCI Duplex (2) NEMA L6-30 (2) CS6369 |
| OPC-03-208-200-LBLN-101503300350-X | 120Y208V | 3 | 200 Amps | No | (10) NEMA 5-15 GFCI Duplex (3) NEMA L6-30 (3) CS6369 |

¹ - (-X) use C for Canada only models, use U for U.S. models only



400-2000 Amp

Portable Panelboards

ericson.com/panelboard

Equipment specification range may include:

- Various Panelboard options from Schneider (I-Line™), Eaton (Pow-R-Line), Siemens (P Series) or GE (A or Spectra™)¹
- Voltage range: 120V to 600V
- Breaker amperage range: 15A to 2000A (adjustable trip settings)
- Customizable breaker configurations
- Hardwire and/or camlock cable connections
- Protective frames
- Crane, forklift, and/or pallet jack lifting points
- NEMA 3R rated
- Product customizations are available upon request



800 Amp PDU



400 Amp PDU

¹- All trademarks and registered trademarks are the property of their respective owners.

400-2000 Amp

Portable Transfer Switch

ericson.com/switch

Equipment specification range may include:

- 1Ø Voltage: 120/240V
- 3Ø Voltage range: 120Y208V, 277Y480V and 347Y600V
- Ampacity range: 400A to 2000A
- Manual and automatic options
- Hardwire and/or camlock cable connections
- Protective frames
- Crane, forklift and pallet jack lifting points
- NEMA 3R rated
- Product customizations are available upon request



400 Amp PATS

200-3000 Amp

Portable Disconnect (Fused or Unfused)

ericson.com/disconnect

Equipment specification range may include:

- Rated up to 600V
- Ampacity range: 200A to 3000A
- Adjustable trip settings available
- Hardwire and/or camlock cable connections
- Protective frames
- Crane, forklift and/or pallet jack lifting points
- NEMA 3R rated
- Product customizations are available upon request



1200 Amp PDU



ericson.com
ericson.com/rfq

1.800.ERICSON
1.800.374.2766



60-1000 Amp

Portable Splitter


ericson.com/splitter

Equipment specification range may include:

- Rated Up to 600V
- Ampacity range: up to 1000A
- Hardwire and/or camlock cable connections
- Protective frames
- Crane, forklift and pallet jack lifting points
- NEMA 3R rated
- Product customizations are available upon request



60 Amp PDU
Welding Cart



800 Amp PDU
Mobile Switch Rack

Engineered Solutions

ericson.com/engineered-solutions



*e-Cart™ "Bus Stop"
Switch Rack*



e-Cart™ Jr. Wall Mount PTU



*Custom Distribution Enclosure
for Genset Trailer*



Stainless Steel Panel PDU



e-Cart-XP™ Custom Trailer PTU



ericson.com
ericson.com/rfq

1.800.ERICSON
1.800.374.2766



Portable Power

17

Portable Power Options

Frame/Cart Options

Material

Aluminum
Steel
Stainless steel equipment

Finish

A Powder coat in any color
Multi or single color Mylar or Vinyl labels

Other Accessories

B Caster options
B Mounting pads and jack stands

C Cable management hooks
Stainless steel outconn enclosure

Power Unit Options

Other Accessories

D Watt meter field kit
Remote circuit switch

E Transformer voltage selector switch

Power Unit Attachment Options

Other Accessories


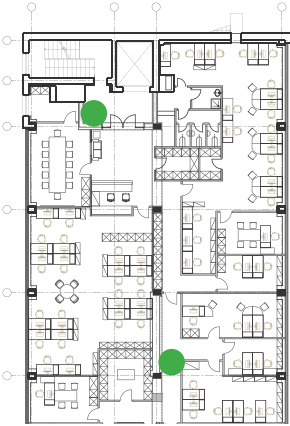
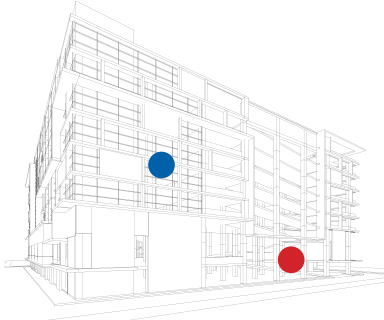
RFID tagging system
Cables reels

Telescoping or mounted light fixtures
Power supply & interconnecting cables



Temp Power Layout / Takeoff Services

Contact us for a complementary estimate



Portable/Temp Power Layout

Project Title

Product A

Product B

Product C

Ericson Manufacturing Portable Power Layout Estimate

Representation only


Upload your project documents
and drawings at ericson.com/layout >>



ericson.com
ericson.com/rfq

1.800.ERICSON
1.800.374.2766





WIRING DEVICES & CORDSETS

| | |
|--|-------|
| Wiring Devices | 22-30 |
| Commercial Grade | 22 |
| Industrial Grade | 22-23 |
| Extreme Duty, Watertight | 23 |
| Smart Monitor™ | 24 |
| Antimicrobial, Watertight | 25 |
| NEMA Configuration Selection Guide | 26 |
| Wiring Device Selection Guide | 27 |
| Competitor Cross Reference | 28-29 |
| Receptacles & Flip Covers | 30 |
| Outlet Boxes | 31-33 |
| 6000 Series Outlet Boxes–Single Gang | 31 |
| 6100 Series Outlet Boxes–Single Gang | 32 |
| 8000 Series Outlet Boxes–Double Gang | 33 |
| Wire Mesh Grips | 34 |
| Power Drops & Cordsets | 35-39 |
| Power Drops | 35 |
| Power Supply Cables | 36 |
| Power & Receptacle Stringers | 37 |
| Cordsets | 38-39 |
| GFCIs | 40-41 |
| GFCIs–In-line | 40 |
| 1075 Series Panel Mount GFCI | 41 |
| 1060 Series Multiple Outlet GFCI | 41 |



Economy Grade

Commercial Grade Wiring Devices

ericson.com/economywd

E515-PL, E515-CL

- cULus listed for U.S. and Canada
- Body and shell are thermoplastic nylon
- Strain relief clamps furnished with removable inserts to accommodate varying cable diameters
- Designed for indoor use and dry locations
- Operating temperature range -40°C to 70°C
- Select models lighted to provide power-on indication

E515P, E515C

- cULus listed for U.S. and Canada
- Body and shell are thermoplastic nylon
- Strain relief clamps furnished with removable inserts to accommodate varying cable diameters
- Designed for indoor use and dry locations
- Operating temperature range -40°C to 70°C



E515-PL



E515-CL



Power indication light



E515P



E515C



ECONOMY GRADE

Perma-Link®

Industrial Grade Wiring Devices

ericson.com/industrialwd

- UL listed and CSA certified
- Industrial grade, indoor rated cord clamp wiring devices
- Withstands high impact, corrosion, oils, greases, solvents and other chemicals across -20° C to 100° C
- Internal cord seal keeps out dust, dirt and mud
- Available individually or on factory assembled cordsets
- Plug and connector covers may be interchanged for a weather resistant connection
- Available in multiple NEMA configurations



Cord clamp style

PERMA-LINK®

Perma-Grip™

Industrial Grade Wiring Devices

ericson.com/industrialwd

- UL listed and CSA certified
- Industrial grade, indoor rated cord grip wiring devices
- Quick field assembly, no cable clamp screws to tighten
- Cord grip won't pinch cable like standard clamps thus providing longer use and less cable replacement
- Compression cord grips and sealing grommets included
- Withstands high impact, corrosion, oils, greases, solvents and other chemicals across -20° C to 100° C
- Available individually or on factory assembled cordsets
- Plug and connector covers may be interchanged for a weather resistant connection
- Available in multiple NEMA configurations



PERMA GRIP™

Small size grommets - 15-20 Amp models*



Large size grommets - 30 Amp models*



Perma-Tite®

Extreme Duty, Watertight Wiring Devices

ericson.com/watertightwd

- UL, ETL listed and CSA certified
- Extreme industrial duty, outdoor rated, watertight wiring devices
- Double tongue & groove sealing system provides environmental protection of NEMA Type 4, 4X, 6, 6P, IP67, & IP69K
- Devices resist high-pressure hose down of 1,500 psi
- Plug & connector bodies made with PBT chosen for its high resistance to moisture absorption, high voltage arcing and carbon tracking
- Removable/replaceable self-retained sealing cap provided with connector to keep out contaminants when not in use
- Available in multiple NEMA configurations

*Each device includes a set of grommets to accommodate a range of cable sizes



PERMA TITE®



ericson.com
ericson.com/rfq

1.800.ERICSON
1.800.374.2766



SmartMonitor®

Visual Diagnostic Wiring Devices

ericson.com/monitor

- cETLus listed for U.S. and Canada
- Available in Perma-Link®, Perma-Grip, and Perma-Tite® models
- 24/7 diagnostic technology with LED indicator
- Makes OSHA Assured Equipment Grounding Conductor Program compliance quick and cost effective
- Monitors 7 conditions including ground continuity, reverse polarity, hot on ground, and open neutral conditions
- Green LED light indicates a proper wiring connection, a red LED light indicates a faulty wiring connection
- Available in multiple NEMA configurations



*Perma-Link®
Cord clamp style*



*Perma-Tite®
Watertight style*



*Perma-Grip™
Cord grip style*

Perma-Kleen™

Antimicrobial Watertight Wiring Devices

ericson.com/kleen

- UL listed and CSA certified
- Antimicrobial additives embedded in all polymer
- Inhibits growth of bacteria, molds, mildews and fungi
- Antimicrobial additive resistant to scuffing and cleaning
- Independently tested and certified
- Double tongue & groove sealing system provides environmental protection of NEMA Type 4, 4X, 6, 6P, IP67 & IP69K
- Devices resist high-pressure hose down of 1,500 psi
- Available in multiple NEMA configurations



Escherichia (E. coli) - Log Reduction > 4.8, reduces surface bacteria by > 99.99%

Staphylococcus (Staph), MRSA - Log Reduction > 3.9, reduces surface bacteria by > 99.98%

Listeria monocytogenes - Log Reduction > 4.3, reduces surface bacteria by > 99.99%

Salmonella - Log Reduction > 3.6, reduces surface bacteria by > 99.97%



Untreated *E. coli* after 24 hours



Treated *E. coli* after 24 hours

PERMAKLEEN™



ericson.com
ericson.com/rfq

1.800.ERICSON
1.800.374.2766



Ericson Wiring Device Selection Guide

See page 28-29 for cross reference resources

| | Face View | NEMA Configuration | Electrical Rating | | Base Model | |
|-----------------------------|-----------|-------------------------|-------------------|-----------------|------------|-----------|
| | | | Amps | Voltage | Plug | Connector |
| 2-pole, 3-wire | | NEMA 5-15 | 15A | 125V | 1510-P | 1610-C |
| | | NEMA 5-20 | 20A | 125V | 1512-P | 1612-C |
| | | NEMA 6-15 | 15A | 250V | 1514-P | 1614-C |
| | | NEMA 6-20 | 20A | 250V | 1516-P | 1616-C |
| | | NEMA L5-15 | 15A | 125V | 1520-P | 1620-C |
| | | NEMA L6-15 | 15A | 250V | 1522-P | 1622-C |
| | | NEMA L7-15 | 15A | 277V | 1524-P | 1624-C |
| | | NEMA L5-20 | 20A | 125V | 2310-P | 2410-C |
| | | NEMA L6-20 | 20A | 250V | 2312-P | 2412-C |
| | | NEMA L7-20 | 20A | 277V | 2314-P | 2414-C |
| 3-pole, 3-wire | | Non-NEMA ¹ | 20A | 125 / 250V | 2316-P | 2416-C |
| | | Non-NEMA ¹ | 20 / 10A | 250 / 600V | 2317-P | 2417-C |
| | | Non-NEMA ¹ | 15 / 10A | 125 / 250V | 1507-P | 1607-C |
| | | Non-NEMA ^{1,2} | 30A | 125 / 250V | 2516-P | 2616-C |
| 3-pole, 4-wire ² | | NEMA L14-20 | 20A | 125 / 250V | 2320-P | 2420-C |
| | | NEMA L15-20 | 20A | 250V / 3Ø | 2322-P | 2422-C |
| | | NEMA L16-20 | 20A | 480V / 3Ø | 2324-P | 2424-C |
| 2-pole, 3-wire | | NEMA L5-30 | 30A | 125V | 2510-P | 2610-C |
| | | NEMA L6-30 | 30A | 250V | 2512-P | 2612-C |
| | | NEMA L7-30 | 30A | 277V | 2514-P | 2614-C |
| 3-pole, 4-wire ² | | NEMA L14-30 | 30A | 125 / 250V | 2520-P | 2620-C |
| | | NEMA L15-30 | 30A | 250V / 3Ø | 2522-P | 2622-C |
| | | NEMA L16-30 | 30A | 480V / 3Ø | 2524-P | 2624-C |
| | | NEMA L17-30 | 30A | 600V / 3Ø | 2526-P | 2626-C |
| 4-pole 4-wire | | NEMA L18-30 | 30A | 120/208V 3Ø wye | 2530-P | 2630-C |
| | | Non-NEMA ^{1,2} | 30A | 120/208V 3Ø wye | 2528-P | 2628-C |

¹ - All non-NEMA configurations are non-grounding

² - Not available in Perma-Grip style



Perma-Link®



Perma-Grip™



Perma-Tite®



Perma-Kleen™

1510-P

1610-C

Base Model

1510-PG

1610-CG

1510-PW6P

1610-CW6P

Perma-Tite®

1510-PW6P-AM

1610-CW6P-AM

SmartMonitor®



Perma-Link®



Perma-Grip™



Perma-Tite®

1510-PML

1610-CML

1510-PMGL



































1610-CMGL

1510-PW6PL









1610-CW6PL



Perma-Link® Cross Reference

| Competitor Part Number | Molex New Part Number | Ericson Part Number | Ericson Part Description |
|------------------------|-----------------------|---------------------|--|
| 1447 | 130141-0015 | 1510-P |  Plug, NEMA 5-15P, 15A-125V |
| 1547 | 130141-0031 | 1610-C |  Connector, NEMA 5-15R, 15A-125V |
| 1433 | 130141-0010 | 1512-P |  Plug, NEMA 5-20P, 20A-125V |
| 1533 | 130141-0025 | 1612-C |  Connector, NEMA 5-20R, 20A-125V |
| 1449 | 130141-0022 | 1514-P |  Plug, NEMA 6-15P, 15A-250V |
| 1549 | 130141-0038 | 1614-C |  Connector, NEMA 6-15R, 15A-250V |
| 1448 | 130141-0020 | 1516-P |  Plug, NEMA 6-20P, 20A-250V |
| 1548 | 130141-0036 | 1616-C |  Connector, NEMA 6-20R, 20A-250V |
| 2447 | 130141-0047 | 1520-P |  Plug, NEMA L5-15P, 15A-125V |
| 2547 | 130141-0056 | 1620-C |  Connector, NEMA L5-15R, 15A-125V |
| 2449 | 130141-0051 | 1522-P |  Plug, NEMA L6-15P, 15A-250V |
| 2549 | 130141-0060 | 1622-C |  Connector, NEMA L6-15R, 15A-250V |
| 2434 | 130141-0045 | 1524-P |  Plug, NEMA L7-15P, 15A-277V |
| 2534 | 130141-0054 | 1624-C |  Connector, NEMA L7-15R, 15A-277V |
| 2647 | 130141-0062 | 2310-P |  Plug, NEMA L5-20P, 20A-125V |
| 2747 | 130142-0021 | 2410-C |  Connector, NEMA L5-20R, 20A-125V |
| 2648 | 130141-0063 | 2312-P |  Plug, NEMA L6-20P, 20A-250V |
| 2748 | 130141-0066 | 2412-C |  Connector, NEMA L6-20R, 20A-250V |
| 2649 | 130141-0064 | 2314-P |  Plug, NEMA L7-20P, 20A-277V |
| 2749 | 130142-0023 | 2414-C |  Connector, NEMA L7-20R, 20A-277V |
| 2847 | 130142-0033 | 2510-P |  Plug, NEMA L5-30P, 30A-125V |
| 2947 | 130141-0067 | 2610-C |  Connector NEMA L5-30R, 30A-125V |
| 2848 | 130142-0034 | 2512-P |  Plug, NEMA L6-30P, 30A-250V |
| 2948 | 130141-0068 | 2612-C |  Connector NEMA L6-30R, 30A-250V |
| 2849 | 130142-0035 | 2514-P |  Plug, NEMA L7-30P, 30A-277V |
| 2949 | 130141-0069 | 2614-C |  Connector, NEMA L7-30R, 30A-277V |
| 2874 | 130142-0036 | 2520-P |  Plug, NEMA L14-30P, 30A-125/250V |
| 2974 | 130142-0043 | 2620-C |  Connector, NEMA L14-30R, 30A-125/250V |
| 2875 | 130142-0037 | 2522-P |  Plug, NEMA L15-30P, 30A-250V, 3 Phase |
| 2975 | 130142-0044 | 2622-C |  Connector, NEMA L15-30R, 30A-250V, 3 Phase |
| 2876 | 130142-0038 | 2524-P |  Plug, NEMA L16-30P, 30A-480V, 3 Phase |
| 2976 | 130142-0045 | 2624-C |  Connector, NEMA L16-30R, 30A-480V, 3 Phase |
| 2877 | 130142-0039 | 2526-P |  Plug, NEMA L17-30P, 30A-600V, 3 Phase |
| 2977 | 130142-0046 | 2626-C |  Connector, NEMA L17-30R, 30A-600V, 3 Phase |

Perma-Tite® 2 Cross Reference

| Competitor Part Number | Molex New Part Number | Ericson Part Number | Ericson Part Description |
|------------------------|-----------------------|---------------------|--|
| 14W47 | 130146-0031 | 1510-PW6P |  Plug, NEMA 5-15P, 15A-125V |
| 15W47 | 130146-0060 | 1610-CW6P |  Connector, NEMA 5-15R, 15A-125V |
| 14W33 | 130146-0022 | 1512-PW6P |  Plug, NEMA 5-20P, 20A-125V |
| 15W33 | 130146-0052 | 1612-CW6P |  Connector, NEMA 5-20R, 20A-125V |
| 14W49 | 130146-0044 | 1514-PW6P |  Plug, NEMA 6-15P, 15A-250V |
| 15W49 | 130146-0074 | 1614-CW6P |  Connector, NEMA 6-15R, 15A-250V |
| 14W48 | 130146-0040 | 1516-PW6P |  Plug, NEMA 6-20P, 20A-250V |
| 15W48 | 130146-0068 | 1616-CW6P |  Connector, NEMA 6-20R, 20A-250V |
| 24W47 | 130146-0082 | 1520-PW6P |  Plug, NEMA L5-15P, 15A-125V |
| 25W47 | 130146-0099 | 1620-CW6P |  Connector, NEMA L5-15R, 15A-125V |
| 24W49 | 130146-0088 | 1522-PW6P |  Plug, NEMA L6-15P, 15A-250V |
| 25W49 | 130146-0106 | 1622-CW6P |  Connector, NEMA L6-15R, 15A-250V |
| 24W34 | 130146-0079 | 1524-PW6P |  Plug, NEMA L7-15P, 15A-277V |
| 25W34 | 130146-0095 | 1624-CW6P |  Connector, NEMA L7-15R, 15A-277V |
| 26W47 | 130147-0018 | 2310-PW6P |  Plug, NEMA L5-20P, 20A-125V |
| 27W47 | 130147-0044 | 2410-CW6P |  Connector, NEMA L5-20R, 20A-125V |
| 26W48 | 130147-0021 | 2312-PW6P |  Plug, NEMA L6-20P, 20A-250V |
| 27W48 | 130147-0048 | 2412-CW6P |  Connector, NEMA L6-20R, 20A-250V |
| 26W49 | 130147-0023 | 2314-PW6P |  Plug, NEMA L7-20P, 20A-277V |
| 27W49 | 130147-0051 | 2414-CW6P |  Connector, NEMA L7-20R, 20A-277V |
| 26W08 | 130147-0012 | 2316-PW6P |  Plug, Non-NEMA, 20A-125/250V |
| 27W08 | 130147-0035 | 2416-CW6P |  Connector, Non-NEMA, 20A-125/250V |
| 26W74 | 130147-0025 | 2320-PW6P |  Plug, NEMA L14-20P, 20A-125/250V |
| 27W74 | 130147-0053 | 2420-CW6P |  Connector, NEMA L14-20R, 20A-125/250V |
| 26W75 | 130147-0027 | 2322-PW6P |  Plug, NEMA L15-20P, 20A-250V, 3 Phase |
| 27W75 | 130147-0056 | 2422-CW6P |  Connector, NEMA L15-20R, 20A-250V, 3 Phase |
| 26W76 | 130147-0029 | 2324-PW6P |  Plug, NEMA L16-20P, 20A-480V, 3 Phase |
| 27W76 | 130147-0059 | 2424-CW6P |  Connector, NEMA L16-20R, 20A-480V, 3 Phase |
| 28W47 | 130147-0072 | 2510-PW6P |  Plug, NEMA L5-30P, 30A-125V |
| 29W47 | 130147-0093 | 2610-CW6P |  Connector, NEMA L5-30R, 30A-125V |
| 28W74 | 130147-0077 | 2520-PW6P |  Plug, NEMA L14-30P, 30A-125/250V |
| 29W74 | 130147-0102 | 2620-CW6P |  Connector, NEMA L14-30R, 30A-125/250V |
| 28W75 | 130147-0079 | 2522-PW6P |  Plug, NEMA L15-30P, 30A-250V, 3 Phase |
| 29W75 | 130147-0105 | 2622-CW6P |  Connector, NEMA L15-30R, 30A-250V, 3 Phase |
| 28W76 | 130147-0081 | 2524-PW6P |  Plug, NEMA L16-30P, 30A-480V, 3 Phase |
| 29W76 | 130147-0108 | 2624-CW6P |  Connector, NEMA L16-30R, 30A-480V, 3 Phase |
| 28W77 | 130147-0083 | 2526-PW6P |  Plug, NEMA L17-30P, 30A-600V, 3 Phase |
| 29W77 | 130147-0111 | 2626-CW6P |  Connector, NEMA L17-30R, 30A-600V, 3 Phase |

Receptacles & Flip Covers


Commercial & Industrial Grade

ericson.com/flipcovers

Blue LC Series

Commercial Grade

- Single flip cover – no receptacle
- Universal foam gasket to accommodate 15, 20, and 30A receptacles
- Designed to be mounted to a flat surface
- Accommodates Lockout/Tagout (LOTO)



FS Series

Industrial Grade

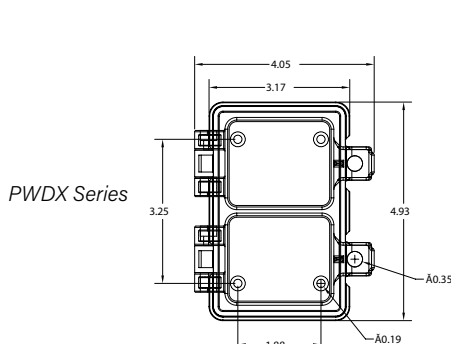
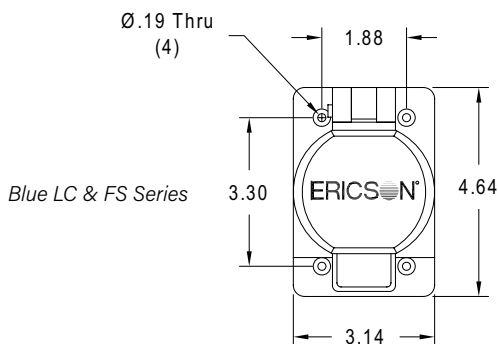
- UL listed and CSA certified
- Single flip cover – with or without receptacle
- Weather resistant boot seals around an Ericson Perma-Tite®2 plug
- Mounts easily to any FS/FD box or any flat surface
- See page 26 for all 15, 20, and 30A NEMA configuration options



PWDX Series

Industrial Grade

- cULus listed for U.S. and Canada
- Duplex flip covers – with receptacles
- Weather resistant boot seals around an Ericson Perma-Tite®2 plug
- Mounts easily to any FS/FD box or any flat surface
- See page 26 for all 15 and 20 Amp NEMA configuration options
- Accommodates Lockout/Tagout (LOTO)



Outlet Boxes-Single Gang

Industrial Grade, Rubber TPV Boxes

ericson.com/boxes

6000 Series

Pendant Style



6000

Standard Box



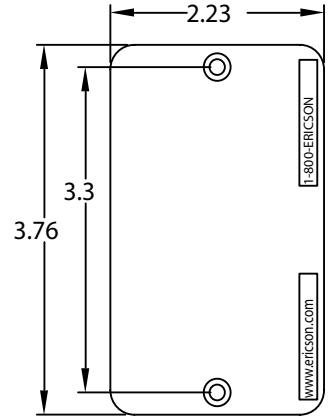
6002

Extra Deep Box

Feed-thru not available with cord clamp style



Strain relief bushing available on select models
(I-Grip mesh available on certain models)



6000 Series

Feed-thru Style



6000-F

Standard Box



6002-F

Extra Deep Box



Duplex

6031



1.39" diameter

6032



1.57" diameter

6033



Blank Cover

6034



GFCI Duplex

6035

Also available in all black

| | 6031 Duplex Plate | | 6032 1.39" Diameter Plate | | 6033 1.57" Diameter Plate | |
|-----------------|-------------------|----------------|---------------------------|----------------|---------------------------|----------------|
| | Standard Box | Extra Deep Box | Standard Box | Extra Deep Box | Standard Box | Extra Deep Box |
| Pendant Style | 6000 | 6002 | 6005 | 6006 | 6010 | 6011 |
| Feed-thru Style | 6000-F | 6002-F | 6005-F | 6006-F | 6010-F | 6011-F |



ericson.com
ericson.com/rfq

1.800.ERICSON
1.800.374.2766



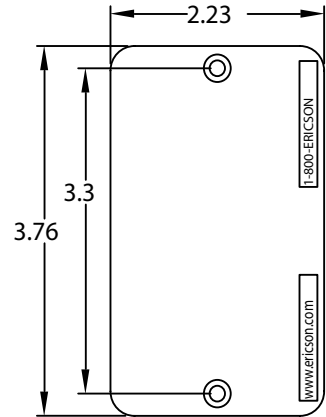
Outlet Boxes—Single Gang

Industrial Grade, Rubber TPV Boxes

ericson.com/boxes

6100 Series

Pendant Style with Flip Covers



1/2" NPT
bushing

6100

Standard Box



1/2" NPT
bushing

6102

Extra Deep Box



Duplex

6131



GFCI Duplex

6135Y



1.39" diameter

6132



1.57" diameter

6133



Blank Cover

6034

Also available in all black

| | 6131 Duplex Plate with Flips | | 6132 1.39" Diameter Plate with Flip | | 6133 1.57" Diameter Plate with Flip | |
|-----------------|------------------------------|----------------|-------------------------------------|----------------|-------------------------------------|----------------|
| | Standard Box | Extra Deep Box | Standard Box | Extra Deep Box | Standard Box | Extra Deep Box |
| Pendant Style | 6100 | 6102 | 6105 | 6106 | 6110 | 6111 |
| Feed-thru Style | 6100-F | 6102-F | 6105-F | 6106-F | 6110-F | 6111-F |

Outlet Boxes—Double Gang

Industrial Grade, Rubber TPV Boxes

ericson.com/boxes

8000 Series



8201FS



8208FS

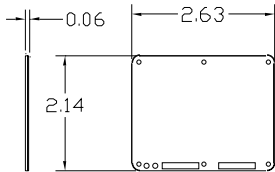
Box Selection Guide

| Part Number | Description |
|-------------|-------------------------------------|
| 8005 | (1) 1/2" npt hole |
| 8005F | (2) 1/2" npt holes, one on each end |
| 8034 | (1) 3/4" npt hole |
| 8034F | (2) 3/4" npt holes, one on each end |
| 8010 | (1) 1" npt hole |
| 8010F | (2) 1" npt holes, one on each end |

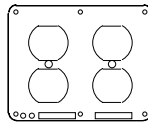
Strain Relief Selection Guide

| Part Number | Description |
|-------------|--|
| 82005 | Strain relief, cord 1/2" npt with grommets |
| 82034 | Strain relief, cord 3/4" npt |
| 82010 | Strain relief, cord 1" npt |
| 82005W | Strain relief, wire, cord 1/2" (1/2 npt) |
| 82034W | Strain relief, wire, cord 3/4" npt |
| 82010W | Strain relief, wire, cord 1" npt |

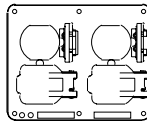
Cover Plate Selection Guide



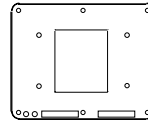
8200



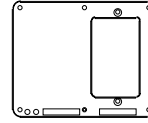
8201



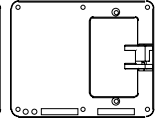
8201FS



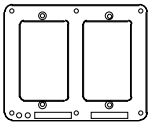
8202



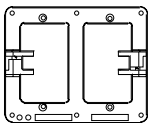
8203



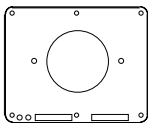
8203FS



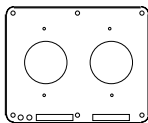
8204



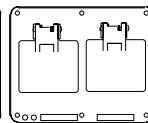
8204FS



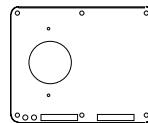
8205



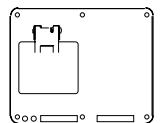
8206



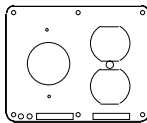
8206FS



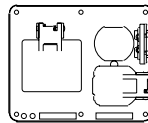
8207



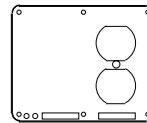
8207FS



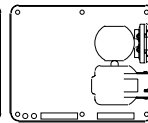
8208



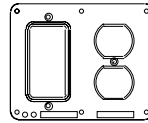
8208FS



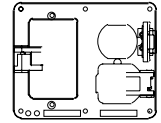
8209
8209-OR



8209FS
8209FS-OR



8210



8210FS

| Hole Ø Inches |
|---------------|
| 8205 = 2.40" |
| 8206 = 1.57" |
| 8207 = 1.57" |
| 8208 = 1.57" |



ericson.com
ericson.com/rfq


1.800.ERICSON
1.800.374.2766



Wire Mesh Grips

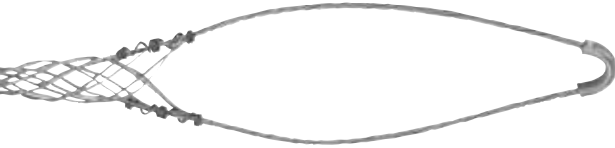
Industrial Grade

ericson.com/grips



Pulling Grips

- Reusable pulling tool for light to heavy cables



Support Grips

- Hold and support vertical or horizontal cables, metal rods and tubing
- Prevents cable pull-out by supporting the weight



Cord Grips

- Protects cable when exposed to moisture or submersion
- Eliminates fatigue points and prevents cable pull-out
- Indoor and outdoor use




Strain Relief Grips

- Prevents damage caused by cable pull-out
- Reduces tension from being transmitted to joints
- Minimizes stress and strain on conductors at the point of wire termination



Deluxe Support Grips

- Prevents damage caused by cable pull-out
- Reduces tension from being transmitted to joints
- Minimizes stress and strain on conductors at the point of wire termination



I-Grips

- Easy to attach
- Controls cable arc-of-bend
- Provides heavy duty strain relief for plugs and connectors

Custom Power Drops & Strings

Industrial Grade

ericson.com/drops

- Provides convenient access to power at each work station
- Reduces trip hazards
- Watertight solutions for wash down and wet environments
- Antimicrobial PermaKleen™ solutions for food & beverage processing plants
- Single power drop and multi-drop festoon systems available
- Both single- and multi-receptacle options
- Add cable strain reliefs for demanding applications
- Blunt primary end for hard-wire into junction box or factory configured for easy plug 'n play installation
- Smart Monitor™ connector options provide additional safety by continuously checking for ground path integrity
- Premium cable options available
- Product customization available



*Perma-Tite® 2
Watertight Connector*

*Perma-Kleen™
Antimicrobial & Watertight
Connector*

*6000 Series Non-metallic
Outlet Boxes*



Light Duty Molded Power Drop



Heavy Duty Molded Power Drop

*Also available with Smart
Monitor™ wiring devices*



ericson.com
ericson.com/rfq

1.800.ERICSON
1.800.374.2766



Power Supply Cables

Commercial & Industrial Grade

ericson.com/supply

- Power supply cables and interconnecting cables for various OEM applications
- Antimicrobial Perma-Kleen™ solutions for food-processing equipment
- Solutions for all common plug and receptacle types and configurations
- Watertight plug options for equipment used in marine and outdoor/wet environments
- GFCI options for worker safety
- Smart Monitor™ plug options help ensure equipment is connected to proper ground path
- Premium cable options available



Mini/Micro connections
PN: 72MSE020F



NEMA Commercial Plugs



GFCI with NEMA Commercial Plugs
PN: XG2-12-2TT



IEC60309 Plug Style Options



Molded Watertight Plug
Perma-Kleen™ overmold solutions also available

- See page 26 for all NEMA configuration options
- Available in multiple lengths



Perma-Grip™



Perma-Tite® 2



Perma-Kleen™

Smart Monitor™



Perma-Link®



Perma-Grip™



Perma-Tite® 2

Power & Receptacle Stringers

Commercial & Industrial Grade

ericson.com/stringers

- Various configurations and receptacle spacings available
- Great for tent and portable shelter applications
- 3Ø options for convention centers & trade shows
- Provides for work site lighting during early stages of construction projects
- Indoor and outdoor rated solutions available




Light Duty Molded Receptacle Power Stringer



Molded Receptacle Power Stringer with Watertight Cap



Heavy Duty Molded Receptacle Power Stringer



3-Phase Power Stringer



Cordsets

Commercial Grade

ericson.com/commercial-cordset

15 Amp Molded Cordsets



123B - 50 ft.



123B-TT - 50 ft.



123D - 100 ft.



123D-TT - 100 ft.

50 Amp Cordsets



63BSO - 50 ft.



63DSO - 100 ft.



63YSTW



SR50 Receptacle

Cordsets

Industrial Grade

15-30 Amp Cordsets



Perma-Link®

P= Industrial Light
 PG = Industrial Medium
 PW6P = Extreme industrial water tight ends

A = 25 ft. OAL
 B = 50 ft. OAL
 D = 100 ft. OAL
 Z* = custom (*=numerical length)
 (OAL = Overall length)

Plug/ Connector
 Ericson NEMA Designator

See pages 28-29.
 Ex. 1510, 1512, 2526

Environmental Grade

Cord Size

103 = 10/3 SOW
 123 = 12/3 SOW
 143 = 14/3 SOW
 163 = 16/3 SOW

Length



Cordsets

Industrial Grade


ericson.com/cordsets

15-20 Amp Multi-Outlet Cordsets

- See page 26 for all NEMA configuration options
- Available in multiple lengths



7000-25-2



W Adapter



Y Adapter



61025



6000 Box



6002 Box



6100 Box



6102 Box

Up to 400 Amp Cordsets



| SC | Size | Devices | Length | Color |
|--------------------------------|--------------------------------|----------------------------|------------------------------|----------------------------|
| 2 – 2 AWG SC (140 Amps max) | 20 – 2/0 AWG SC (225 Amps max) | 3 – 3 ft. Overall length | 10 – 10 ft. Overall length | 50 – 50 ft. Overall length |
| 40 – 4/0 AWG SC (400 Amps max) | | 25 – 25 ft. Overall length | 100 – 100 ft. Overall length | |

Camlock Devices
 F – Female end with blunt male end
 MF – Female and male ends installed

Camlocks
 BK – Black
 R – Red
 BL – Blue
 W – White
 G – Green



ericson.com
ericson.com/rfq

1.800.ERICSON
 1.800.374.2766



GFCIs-In-line

Commercial & Industrial Grade

ericson.com/gfci

Protector Series – Commercial Grade

- Select items cULus listed for U.S. and Canada
- Meets NEC & OSHA construction site requirements
- Automatic power-up
- Open neutral and grounded neutral protection
- Factory wired line & load side using 12/3 SJTW cable
- User can re-wire load side cord
- Works on 2-wire or 3-wire circuits
- Class A with open neutral protection



XG2 Series – Industrial Grade

- cULus listed for U.S. and Canada
- Meets NEC & OSHA construction site requirements
- Automatic & manual power-up models are available
- Works on 2-wire or 3-wire circuits
- Available in 15A and 20A models
- Up to 1.5 horsepower switch rating
- NEMA type 6P polycarbonate enclosure is watertight and corrosion, impact, and UV light resistant
- Available with factory-wired and molded-on device
- Class A with open neutral protection



| Part Number | Power Up Type | Length (ft.) | Plug | Connector | Amps | Watts |
|-------------------------|---------------|--------------|-------------------|-----------------------------|------|-------|
| XG2-14-2S | Auto | 2 ft. | Molded NEMA 5-15 | Molded NEMA 5-15 | 15 | 1875 |
| XG2-12-2TT | Auto | 2 ft. | Molded NEMA 5-15 | Molded NEMA 5-15 Tri-tap | 15 | 1875 |
| XG2-12-2W | Auto | 2 ft. | NEMA 5-20 1512-PG | NEMA 5-20 1612-CG | 20 | 2500 |
| XG2-12-2B ¹ | Auto | 2 ft. | NEMA 5-20 1512-PG | (2) 5-20 Duplex receptacles | 20 | 2500 |
| XG2-12-2BW ² | Auto | 2 ft. | NEMA 5-20 1512-PG | (2) 5-20 Duplex receptacles | 20 | 2500 |

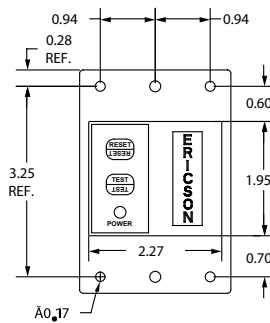
¹ - Factory wired 6000 box connector with two duplex receptacles

² - Factory wired 6100 box connector with two duplex receptacles

1075 Series Panel Mount GFCI

ericson.com/panelmount-gfci

- cULus listed for U.S. and Canada
- Provides open neutral protection
- Quick and easy field installation into temporary panels and work boxes
- Compact & portable, this unit is easy to use, store and transport
- Unique vibration resistant design
- Works on 2-wire or 3-wire circuits
- Meets OSHA construction site requirements
- Fast response trip time; less than .025 seconds
- Molded polycarbonate enclosure is corrosion and impact resistant and stands up to the toughest work site conditions
- Manual and automatic power-up models available
- Class A with open neutral protection



1075 hole configuration

NEMA 4X Faceplate



1075-AR or 1075-MR

1060 Series Multiple Outlet GFCI

ericson.com/multi-gfci

- Polycarbonate, impact resistant enclosure retains its properties under the most extreme environmental conditions
- Spring-loaded flip lids protect outlets from work site contaminants when not in use
- Unit comes standard with extra hard usage #12/3 SOOW cable
- Meets OSHA construction site requirements
- Fast response trip time; less than .025 seconds
- Class A with open neutral protection
- Tamper proof enclosure
- Unmatched vibration resistance ideal for OEM applications
- Multiple NEMA configurations available



1060



ericson.com
ericson.com/rfq

1.800.ERICSON
1.800.374.2766



TUFFTRAXX[®], CABLE REELS, PENDANT STATIONS

| | |
|--|-------|
| TuffTraxx [™] Cable & Hose Protectors | 43-44 |
| Retractable Cable Reels | 45-50 |
| Commercial Grade | 45 |
| Industrial Grade | 46-47 |
| Industrial Grade, High Capacity | 48 |
| Industrial, Hazardous Location | 49 |
| Static Discharge Grounding Reels (SDR) | 50 |
| Pushbutton Pendant Stations | 51 |






L9
UP-7418
OAK 1675
R-1

TuffTraxx®

Cable & Hose Protection

ericson.com/tuff

- NEC / OSHA compliance
- 3 year limited warranty
- Industry-leading load ratings up to 50,000 lbs. per axle
- Industrial and extreme duty styles
- Constructed from lightweight polyurethane
- Flexible design for easy setup and transportation
- Operating temperature range is -40° F to 120° F / -40° C to 49° C
- Customize with your company logo and color scheme



CP3-36-ED
3-channel

| | | |
|-------------------|-----------------------|--|
| Material | Straight Section Body | UV resistant, stabilized polyurethane |
| | Hinges | Reinforced fiberglass |
| Max load per tire | CP5-36-ID | 13,500 lbs. @ 70° F (6,123 kg. @ 21° C) |
| | CP3-36-ED | 25,000 lbs. @ 70° F (11,340 kg. @ 21° C) |
| | CP4-36-ED | 25,000 lbs. @ 70° F (11,340 kg. @ 21° C) |
| | CP5-36-ED | 25,000 lbs. @ 70° F (11,340 kg. @ 21° C) |
| Max load per axle | CP5-36-ID | 27,000 lbs. @ 70° F (12,247 kg. @ 21° C) |
| | CP3-36-ED | 50,000 lbs. @ 70° F (22,680 kg. @ 21° C) |
| | CP4-36-ED | 50,000 lbs. @ 70° F (22,680 kg. @ 21° C) |
| | CP5-36-ED | 50,000 lbs. @ 70° F (22,680 kg. @ 21° C) |
| | CP5-36-ED | 50,000 lbs. @ 70° F (22,680 kg. @ 21° C) |

| Cord Type | Voltage | CP5-36-ID (1.25" Max Diameter) | CP4-36-ED CP5-36-ED (1.33" Max Diameter) | CP3-36-ED (2" Max Diameter) |
|------------------------------|---------|-----------------------------------|--|--------------------------------|
| SOOW Portable Cord | 600V | 2/4 | 2/4 | 2/5 |
| SOOW Control Cord | 600V | 12/20, 14/24, 16/44 | 12/24, 14/24, 16/60 | ALL |
| Type W Single Conductor | 2000V | 350 MCM | 500 MCM | >500 MCM |
| Type W Multi-Conductor Power | 2000V | 2/2, 4/4, 6/5 | 2/3, 4/4 | 3/0-4C, 4/0-3C |
| Type SC Single Conductor | 600V | >4/0 | >4/0 | >4/0 |
| Welding Single Conductor | 600V | 500 MCM | >500 MCM | >500 MCM |
| Type G Multi-Conductor | 2000V | G-4/4 | G-4/4 | G-3/0-4C |



Now Available: Custom Branded Tufftraxx®

Ericson's best-in-class load rating TuffTraxx cable and hose protectors are getting a new look...YOURS! We are now offering custom logo marking and color options to make completely branded pieces of equipment for your workplace.

Your custom artwork will replace the TuffTraxx logo on the lid and the Ericson logo on the base unit using an insert that is placed into the mold (not a glued-on plaque), making this a permanent way to add your brand to the product. Coupled with custom color options for both the base and the lid and you have a fully branded cable and hose protector.



| Mold Insert and Engraving | | | | | | Custom Color Selection | |
|---------------------------|----------|-------------|-------------|-----------|---------------|------------------------|---------------|
| *Inserts For | Material | Size (in) L | Size (in) W | Lead Time | Minimum Order | Color | Minimum Order |
| LID: CP3, CP4, CP5 | Aluminum | 8.25 | 2.455 | 4 weeks | 100pcs | RAL or Pantone # | 100pcs |
| BASE: CP3, CP4, CP5 | Aluminum | 4.4 | 2.3 | 4 weeks | | RAL or Pantone # | |

* Contact factory for number of inserts required if personalizing more than 1 Part. Some inserts are transferable among other parts.



TuffTrax® Options & Specs



TT-Cart

Industrial Duty

CP5-36-ID



Extreme Duty

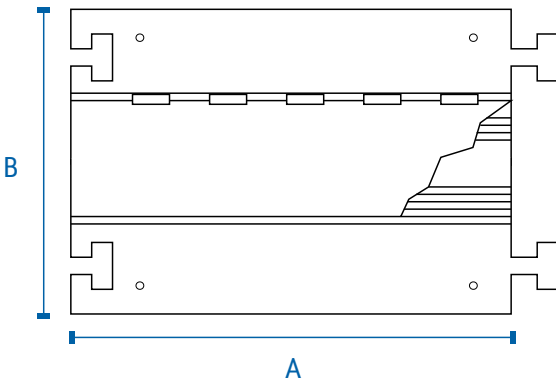
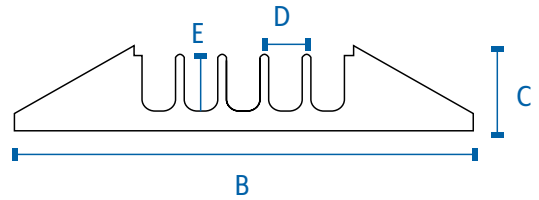
CP5-36-ED



CP4-36-ED



CP3-36-ED



| Part Number | Description | A-Length | B-Width | C-Height | D-Channel Width | E-Channel Height | Weight |
|-------------|--|---------------|------------------|------------------|------------------|------------------|-----------------------|
| CP3-36-ED | Extreme duty 3-slot, 36" straight section | 36" 91 cm. | 20" 51 cm. | 3.08" 7.8 cm. | 2.22" 5.6 cm. | 2.25" 6 cm. | 28 lbs. 12.7 kg. |
| CP4-36-ED | Extreme duty 4-slot, 36" straight section | 36" 91 cm. | 19.5" 50 cm. | 2.25" 6 cm. | 1.78" 4.5 cm. | 1.33" 3.4 cm. | 23.5 lbs. 10.7 kg. |
| CP5-36-ID | Industrial duty 5-slot, 36" straight section | 36" 91 cm. | 17.25" 44 cm. | 2.00" 5.1 cm. | 1.36" 3.5 cm. | 1.27" 3.2 cm. | 20.6 lbs. 9.3 kg. |
| CP5-36-ED | Extreme duty 5-slot, 36" straight section | 36" 91 cm. | 19.5" 50 cm. | 2.25" 6 cm. | 1.40" 3.5 cm. | 1.33" 3.4 cm. | 23.5 lbs. 10.7 kg. |

Flex Rig

Light Industrial Retractable Cable Reel

ericson.com/flexrig

Listing: cULus listed for U.S. and Canada

Flange Size: 12" diameter

Construction: Reinforced steel construction, durable white powder coated finish, and black nylon hubs

- Separate mounting base plate for easiest installation on the market
- 4-roller cable guide designed for a quick positional change
- Grounded slip ring assembly for safety
- Adjustable ball stop included

Termination: 6 ft. feeder cord with molded plug

Cable Type: Installed with 12 or 16 gauge type SJOW 300V cable

Environmental: Rated NEMA 2 for indoor use

Electrical Ratings: Max rating of slip ring is 20A, 125V

Options: Secondary attachment options: blunt, a quad rubber box, molded tri-tap or single connector

Range 35 & 50 ft. **Applications** Lift or drag



Separate mounting base for quick & easy install

| Cord Length & Type | Part Number | Primary End | Secondary Attachment |
|--------------------|----------------|-----------------------|---|
| 50 ft. 16/3 AWG | F3163-50-TT10 | NEMA 5-15 molded plug | NEMA 5-15 molded tri-tap |
| 50 ft. 12/3 AWG | F3123-50-TT15G | NEMA 5-15 molded plug | NEMA 5-15 molded tri-tap |
| 50 ft. 12/3 AWG | F3123-50-F15 | NEMA 5-15 molded plug | Blunt |
| 50 ft. 12/3 AWG | F3123-50-F20 | NEMA 5-20 molded plug | Blunt |
| 50 ft. 12/3 AWG | F3123-50-520 | NEMA 5-20 molded plug | NEMA 5-20 connector |
| 50 ft. 12/3 AWG | F3123-50-L520 | NEMA 5-20 molded plug | NEMA L5-20 connector |
| 50 ft. 12/3 AWG | F3123-50-B20 | NEMA 5-20 molded plug | NEMA 5-20 quad receptacle box |
| 50 ft. 12/3 AWG | F3123-50-B20G | NEMA 5-20 molded plug | NEMA 5-20 quad receptacle box with GFCI |



ericson.com
ericson.com/rfq

1.800.ERICSON
1.800.374.2766



TuffTraxx® & Cable Reels

4000 Series

Industrial, Retractable Cable Reel

ericson.com/industrial-reels

Listing: UL listed and CSA certified

Flange Size: 12" diameter

Construction: Heavy all-steel with durable yellow powder coated finish

- Formed steel stand with multiple mounting holes
- 4-roller cable guide - adjustable to one of 12 positions
- Ratchet can be engaged for positive lock or disengaged for constant tension
- Safety chain hole provided for overhead mounting
- Adjustable ball stop included
- Grounded slip ring assembly for safety

Termination: 6 ft. feeder cord (3 conductor - molded plug, all others - blunt cable)

Cable Type: Installed with type SJOW/SJEOW 300V or SOOW 600V cable

Environmental: Reel housing is rated NEMA 4 for Indoor & Outdoor. Reel is derated to NEMA 2 with any reel attachment or with a molded plug on primary w/ SJ 3 conductor cable.

Electrical Ratings: Max rating of slip Ring = 30A, 600V

Options: Stretch or retrieve application, black or white powder coat finish, secondary attachments, pivot base, or Perma-Kleen™ antimicrobial cable



Range 20–50 ft. **Applications** Lift or drag

| Cord Length & Type | Reel with cable only | | 944-RS Hand Lamp | 910 LED Hand Lamp | 6000 Box NEMA 5-15 Duplex (2) Non-GFCI | NEMA 5-20 Perma-Grip Connector |
|--------------------|----------------------|-----------------|------------------|-------------------|--|--------------------------------|
| | 300V Cable | 600V Cable | | | | |
| 25 ft. 16/3 AWG | | 4163-25SO | 4163-25-HSS | | | |
| 35 ft. 16/3 AWG | | 4163-35SO | 4163-35-HSS | | | |
| 50 ft. 16/3 AWG | | 4163-50SO | 4163-50-HSS | | | |
| 30 ft. 14/3 AWG | 4143-30 | 4143-30SO | 4143-30-HSS | | 4143-30-B | 4143-30-1612CG |
| 40 ft. 14/3 AWG | 4143-40 | 4143-40SO | 4143-40-HSS | | 4143-40-B | 4143-40-1612CG |
| 50 ft. 14/3 AWG | 4143-50 | See 5000 Series | 4143-50-HSS | | 4143-50-B | 4143-50-1612CG |
| 25 ft. 12/3 AWG | 4123-25 | 4123-30SO (30') | 4123-25-HSS | 4123-25-910-S-360 | 4123-25-B | 4123-25-1612CG |
| 50 ft. 12/3 AWG | 4123-50 | See 5000 Series | 4123-50-HSS | 4123-50-910-S-360 | 4123-50-B | 4123-50-1612CG |
| 35 ft. 16/4 AWG | 4164-35 | 4164-35SO | | | | |
| 50 ft. 16/4 AWG | 4164-50 | 4164-50SO | | | | |
| 35 ft. 14/4 AWG | 4144-35 | | | | | |
| 25 ft. 12/4 AWG | 4124-25 | 4124-25SO | | | | |
| 35 ft. 12/4 AWG | 4124-35 | | | | | |

NEMA 2 Rated NEMA 4 Rated

-1917-12S



1917-12S
12V Spotlight with Switch

-HSS



944-RS

-910-S-360



910

-B



6000 Box NEMA 5-15
duplex (2) non-GFCI

-1612CG



NEMA 5-20
Perma-link™ Connector

5000 Series

Industrial, Retractable Cable Reel

ericson.com/industrial-reels

Listing: Blunt products UL listed and CSA certified

Flange Size: 14" diameter

Construction: Heavy all-steel with durable yellow powder coated finish with nylon drum

- Formed steel stand with multiple mounting holes
- 4-roller cable guide—adjustable to one of 12 positions
- Ratchet can be engaged for positive lock or disengaged for constant tension
- Safety chain hole provided for overhead mounting
- Adjustable ball stop included
- Grounded slip ring assembly for safety

Termination: 6 ft. feeder cord

Cable Type: Installed with type black SOOW 600V cable

Available in 16/6, 16/8, 16/10, 16/12, 14/6, 14/8, 14/10, 12/3, 12/4, 12/6, 12/8, 10/3, 10/4, 10/6

Environmental: Rated NEMA 4 for indoor and outdoor

Electrical Ratings: Max rating of Slip Ring = 35A, 600V

Options: Stretch or retrieve application, black or white powder coat finish, secondary attachments, pivot base, or Perma-Kleen™ antimicrobial cable



Range 20–80 ft. **Applications** Lift or drag

| Cord Length & Type | Reel with cable only | | NEMA 5-20 Perma-Grip Connector | 6000 Box NEMA 5-20 Duplex (2) GFCI | PWDX Box NEMA 5-20 Water Tight | Pushbutton Pendant Stations |
|--------------------|--------------------------|----------------|--------------------------------|------------------------------------|--------------------------------|-----------------------------|
| | Standard with SOOW cable | | | | | |
| 40 ft. 16/12 AWG | 51612-40 | | | | | Contact Us |
| 40 ft. 14/8 AWG | 5148-40 | | | | | Contact Us |
| 40 ft. 12/3 AWG | 5123-40 | 5123-40-1612CG | 5123-40-BG-20 | 5123-40-1612-PWDX | Contact Us | |
| 30 ft. 12/3 AWG | 5123-30 | 5123-30-1612CG | 5123-30-BG-20 | 5123-30-1612-PWDX | Contact Us | |
| 50 ft. 12/3 AWG | 5123-50 | 5123-50-1612CG | 5123-50-BG-20 | 5123-50-1612-PWDX | Contact Us | |
| 50 ft. 12/4 AWG | 5124-50 | | | | Contact Us | |
| 30 ft. 12/6 AWG | 5126-30 | | | | Contact Us | |
| 20 ft. 10/3 AWG | 5103-20 | | | | Contact Us | |
| 50 ft. 10/4 AWG | 5104-50 | | | | Contact Us | |

Many configurations available, please contact us for assistance

–1612CG



NEMA 5-20 Perma-Grip Connector

–BG-20



6000 Box NEMA 5-20 duplex (2) GFCI

–1612-PWDX



PWDX Box NEMA 5-20 Watertight



Pushbutton Pendant Stations

–5506
–5508



ericson.com
ericson.com/rfq

1.800.ERICSON
1.800.374.2766



6000 & 7000 Series

Industrial, High Capacity Retractable Cable Reels

ericson.com/industrial-reels

Listing: cULus listed

Flange Size: 6000–19" diameter, 7000–24" diameter, other diameters up to 36"

Construction: Heavy all-steel with durable yellow powder coated finish

- Ratchet can be engaged for positive lock or disengaged for constant tension
- Formed steel stand with multiple mounting holes
- 4-roller cable guide—adjustable to one of 12 positions
- Safety chain hole provided for overhead mounting
- Adjustable ball stop included
- Grounded slip ring assembly for safety

Termination: 1" NPT Female Feeder Hub for Field installation to Slip Ring

Cable Type: Installed with type SOOW 600V cable

Environmental: Rated NEMA 4 for indoor and outdoor

Electrical Ratings: Call for details

Options: Stretch or retrieve application, black or white powder coat finish, secondary attachments spool guard rail, spool lock, marine duty



Range 20–200 ft. **Applications** Lift or drag

Additional Cable Reel Options

Ball Stop & Swivel Base



345° Swivel Base
 PB-FLEX – Flex Rig Series
 PB-45 – 4000 & 5000 Series
 PB-67 – 6000 & 7000 Series

| Part Number | Description |
|-------------|--|
| SC-1 | Cable O.D. ranges 0.188" to 0.438" |
| SC-2 | Cable O.D. ranges 0.188" to 0.438" with shock absorbing bumper |
| SC-3 | Cable O.D. ranges 0.438" to 0.624" |
| SC-4 | Cable O.D. ranges 0.625" to 0.749" |
| SC-5 | Cable O.D. ranges 0.75" to 1.05" |
| SC-6 | Cable O.D. ranges 1.06" to 1.38" |
| SC-7 | Cable O.D. ranges 1.39" to 1.55" |

8000 Series

Industrial, Hazardous Location Retractable Cable Reel

ericson.com/haz-reels

Listing: Blunt products UL listed

Flange Size: 14" diameter

Construction: Rugged fabricated steel with gray epoxy finish and cast aluminum construction

- Formed steel stand with multiple mounting holes
- 4-roller cable guide—adjustable to one of 12 positions
- Ratchet can be engaged for positive lock or disengaged for constant tension
- Safety chain hole provided for overhead mounting
- Adjustable ball stop included
- Grounded slip ring assembly for safety
- Threaded junction box and slip ring enclosure

Termination: 6 ft. feeder cord

Cable Type: Installed with type SOOW 600V cable

Environmental: Class I Division 1, Groups C & D (flammable gases or vapors)

Class II Division 1, Groups E, F, & G (combustible dusts)

Class III Division 1 (easily-ignitable fibers or flyings)

Class I Zone 1: AEx d IIB, EX d IIB

Conforms to NEMA 9 and NEMA 4 (IP56) standards

Select models UL listed

Electrical Ratings: Max rating of Slip Ring = 35A, 600V

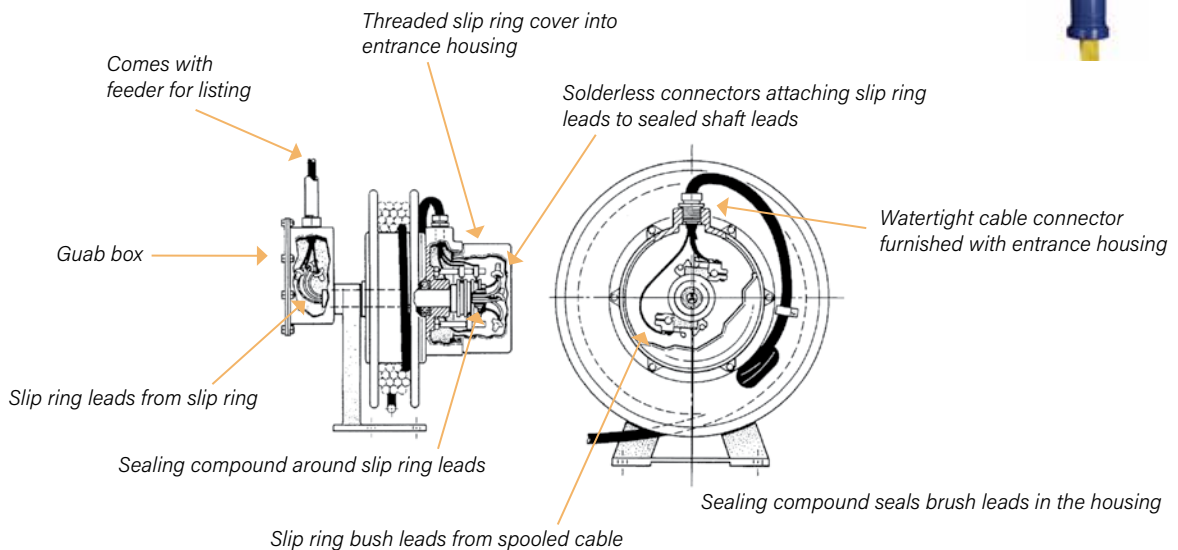
Options: Stretch or retrieve application, LED XP hand lamp attachment

flop-over guide kit, or pivot base



Optional XP LED hand lamp

Range 20–80 ft. **Applications** Lift or drag



ericson.com
ericson.com/rfq

1.800.ERICSON
1.800.374.2766



SDR Series–Static Discharge Grounding Reel

Industrial, Hazardous Location Retractable Cable Reel

ericson.com/sdr

Flange Size: 6.25" diameter

- Built to NEC standards

Construction: Compact, all steel unit with 100 Amp grounding clamp

- Red epoxy finish
- Floor and ceiling mount
- 1/8" diameter steel aircraft cable
- Resistance not exceeding 0.3 Ohms

Options: Automatic locking ratchet with lockout feature for constant tension

- Available in double cable "Y" design to ground 2 places at once



Range 25 & 50 ft.

Applications Ericson's SDR reels ground potentially dangerous static electricity in hazardous areas, such as refueling stations, fuel trucks, fuel tanks, aircraft, and similar applications

Flange Size: 14" diameter

Construction: Heavy all-steel construction with durable yellow powder coated finish with black nylon drum

- Formed steel stand with multiple mounting holes
- 4-roller cable guide–adjustable to one of 12 positions
- Adjustable ball stop included
- 100A grounding clamp
- 3/32" diameter orange nylon steel aircraft cable
- Automatic locking ratchet with lockout feature for constant tension
- Resistance not exceeding 2 Ohms

Environmental: Rated NEMA 4



Range 75 & 100 ft.

Applications Ericson's SDR reels ground potentially dangerous static electricity in hazardous areas, such as refueling stations, fuel trucks, fuel tanks, aircraft, and similar applications

Pushbutton Pendant Stations

5500 Series Industrial Grade

ericson.com/pendants

- NEMA rated 1, 3, 4, 4X and 12 (depending on model)
- IP65 suitability enclosure ratings
- Available in 2 to 12 button configurations
- Single, 2-speed, and 3-speed models available
- Neoprene boots surround buttons to seals out dirt and moisture
- 2-piece enclosure simplifies field wiring
- Soft pressure and positive indent switches provide optimum tactile feedback so you can feel when switch has been engaged
- Contacts rated at 5A/120VAC and 5A/240VAC
- 2 Amps at 12V/24DC
- Up to 100 g shock resistance
- Ambient temperature rated 5°F to 160° F (-15° to 70°C) operation (model 5503 rated to 50°C/122°F)



Multiple button configurations



*Pistol Grip Styles with E-Stop
5503-pg*



*Compact Pistol Grip
5502-pg*



TEMPORARY LIGHTING

String Lights (LED, Incandescent, CFL)

| | |
|---|----|
| Commercial Grade | 55 |
| Industrial Grade | 56 |
| Hazardous Location | 58 |
| Hazardous Location Low Voltage | 59 |
| Engineered Solutions: String Lights | 60 |

Hand Lamps (LED, Incandescent, CFL)

| | |
|--------------------------------------|----|
| Industrial Grade | 62 |
| Industrial Grade Low Voltage | 66 |
| Hazardous Location Low Voltage | 69 |

Wide Area Work/Task Lighting

| | |
|-----------------------|----|
| 1000 LED Series | 70 |
| WL Series | 71 |
| 1140 LED Series | 72 |
| 1009 LED Series | 75 |

Bay Lighting (Hi/Lo)

| | |
|------------------------------|----|
| 1004 LED Baylite | 73 |
| 1007 LED Series | 75 |
| 1005 LED Hi/Lo Baylite | 76 |

Specialty Lighting

| | |
|---|----|
| Boiler Lights | 77 |
| 1239 LED Battery Back-up Lighting | 78 |
| 1000F-EMBT Battery Back-up Lighting | 79 |

Temporary Lighting Options & Customs

Temp Lighting Layout / Calculation Services

Construct-O-Lite® & E-Lite

2- and 3-Wire Commercial String Lights

ericson.com/commercial-sl

- UL or cULus listed for U.S. and Canada
- Meets OSHA construction site requirements
- Meets NEC/CEC requirements for temporary lighting
- Designed for applications that require rapid set-up and tear down
- Full threaded screwshell to ensure proper contact*
- Easy relamping with non-conductive, snap-open cage guard
- Built-in hanger for easy installation with messenger cable or hooks
- Part numbers 142100 and 14250 are packaged "ready to lamp" with guards attached
- Product customizations are available upon request



142100



212 rain guard



211 wire guard

| | Part Number ¹ | Listing | Length | Cable Type/Voltage | Guard Number | # of Sockets | Socket Spacing | Max Watts Per Socket | Primary Plug | Secondary Connector |
|--------|--------------------------|---------|---------|--------------------|--------------|--------------|----------------|----------------------|--------------|---------------------|
| 2-wire | 142100 | UL | 100 ft. | 14/2 SJTW 300 V | 04202 | 10 | 10 ft. centers | 150 watts | NEMA 1-15 | Blunt |
| | 122100 | cULus | 100 ft. | 12/2 SJTW 300 V | 04202 | 10 | 10 ft. centers | 150 watts | NEMA 1-15 | Blunt |
| 3-wire | 143100 | UL | 100 ft. | 14/3 SJTW 300 V | 04202 | 10 | 10 ft. centers | 150 watts | NEMA 5-15 | NEMA 5-15 |
| | 143100-W | UL | 100 ft. | 14/3 SJTW 300 V | 04202 + 211 | 10 | 10 ft. centers | 150 watts | NEMA 5-15 | NEMA 5-15 |
| | 143100-C | UL | 100 ft. | 14/3 SJTW 300 V | 04202 + 212 | 10 | 10 ft. centers | 150 watts | NEMA 5-15 | NEMA 5-15 |
| | 14350 | None | 50 ft. | 14/3 SJTW 300 V | 04202 | 5 | 10 ft. centers | 150 watts | NEMA 5-15 | NEMA 5-15 |
| | 14350-W | None | 50 ft. | 14/3 SJTW 300 V | 04202 + 211 | 5 | 10 ft. centers | 150 watts | NEMA 5-15 | NEMA 5-15 |
| | 14350-C | None | 50 ft. | 14/3 SJTW 300 V | 04202 + 212 | 5 | 10 ft. centers | 150 watts | NEMA 5-15 | NEMA 5-15 |
| | 123100STWY-1L | cULus | 100 ft. | 12/3 STW 600 V | 04202 | 10 | 10 ft. centers | 150 watts | NEMA 5-15 | NEMA 5-15 |
| | 123100STWY-1W | cULus | 100 ft. | 12/3 STW 600 V | 04202 + 211 | 10 | 10 ft. centers | 150 watts | NEMA 5-15 | NEMA 5-15 |
| | 123100STWY-1C | cULus | 100 ft. | 12/3 STW 600 V | 04202 + 212 | 10 | 10 ft. centers | 150 watts | NEMA 5-15 | NEMA 5-15 |

¹ - Add -LED as suffix to any part number for 10W LED bulbs to be kitted with product



ericson.com
ericson.com/rfq

1.800.ERICSON
1.800.374.2766



Temporary Lighting


55

Industrial Grade

3-, 4- and 5-Wire Heavy Duty String Lights

ericson.com/industrial-sl

- UL listed and CSA certified
- Meets OSHA, NEC/CEC compliance
- Full threaded screwshell to ensure proper contact
- Designed for applications that require rapid set-up and tear down
- String lights available in 50ft. and 100ft.
- String lights come standard with watertight NEMA plug and connector
- Power drops between lamps available
- Guards sold separately
- Product customizations are available upon request



211 wire guard



211-P vinyl guard



215 rain guard



Perma-Tite® 2 watertight plug and connector

| Part Number | Listing | Length | Cable Type / Voltage | # of Sockets | Socket Spacing | Max Watts per Socket ¹ | Primary ² | Secondary |
|-------------|----------|---------|-----------------------|--------------|----------------|-----------------------------------|----------------------|------------|
| 12350Y-1 | UL / CSA | 50 ft. | 12/3 SEOW or SOW 600V | 5 | 10 ft. centers | 150 watts | NEMA 5-15 | NEMA 5-15 |
| 12350Y-2 | UL / CSA | 50 ft. | 12/3 SEOW 600 V | 5 | 10 ft. centers | 150 watts | NEMA L5-15 | NEMA L5-15 |
| 12350Y-3 | UL / CSA | 50 ft. | 12/3 SEOW 600 V | 5 | 10 ft. centers | 150 watts | NEMA L5-20 | NEMA L5-20 |
| 123100Y-1 | UL / CSA | 100 ft. | 12/3 SEOW 600 V | 10 | 10 ft. centers | 150 watts | NEMA 5-15 | NEMA 5-15 |
| 123100Y-2 | UL / CSA | 100 ft. | 12/3 SEOW 600 V | 10 | 10 ft. centers | 150 watts | NEMA L5-15 | NEMA L5-15 |
| 123100Y-3 | UL / CUL | 100 ft. | 12/3 SEOW 600 V | 10 | 10 ft. centers | 150 watts | NEMA L5-20 | NEMA L5-20 |

1) 10 sockets: 150 watts max, 5 sockets: up to 200 watts although marked for 150 watts

2) Change Y to B in part number for all black string light configuration

SL Series

Linear LED Industrial Grade String Light

- SL11-: 1 ft. LED length, SL22-: 2 ft. LED length
- Low profile, streamlined design for easy insertion/extraction
- NEMA 3R, 4X, and 6P rated
- Feed-thru connectivity
- Available in 200 and 360 degree beam angles
- High output LED light engine providing 165+ lumens per watt
- Color temperature = 5000K, color rendition > 80+
- Unique LED module provides theft deterrence
- Patent D786493, D836238, and other patents pending
- cETLus listing pending
- Product customizations are available upon request



Beveled ends reduce pinch points



| Part Number* | 16/3 SEOW Overall Length (ft.) | Primary Cord Length (ft.) | Lamp Spacing (ft.) | LED Type | Lamp Quantity | Total Lumens | Electrical Rating | Max Units Connected |
|----------------------|--------------------------------|-----------------------------|--------------------|------------------|---------------|--------------|-------------------|---------------------|
| | | Secondary Cord Length (ft.) | | Beam Angle | | | Amperage Draw (A) | |
| SL11-16350Y-1-3-D | 50 | 14.9 | 16.67 | Directional | 3 | 5985 | 120VAC 60Hz | 18 |
| | | 1.8 | | 200 | | | 0.29 | |
| SL11-16350Y-1-3-360 | 50 | 14.9 | 16.67 | Omni-Directional | 3 | 5985 | 120VAC 60Hz | 18 |
| | | 1.8 | | 360 | | | 0.29 | |
| SL11-163100Y-1-7-D | 100 | 12.5 | 14.29 | Directional | 7 | 13965 | 120VAC 60Hz | 8 |
| | | 1.8 | | 200 | | | 0.67 | |
| SL11-163100Y-1-7-360 | 100 | 12.5 | 14.29 | Omni-Directional | 7 | 13965 | 120VAC 60Hz | 8 |
| | | 1.8 | | 360 | | | 0.67 | |
| SL22-16350Y-1-3-D | 50 | 14.4 | 16.67 | Directional | 3 | 12750 | 120VAC 60Hz | 11 |
| | | 2.3 | | 200 | | | 0.6 | |
| SL22-16350Y-1-3-360 | 50 | 14.4 | 16.67 | Omni-Directional | 3 | 12750 | 120VAC 60Hz | 11 |
| | | 2.3 | | 360 | | | 0.6 | |
| SL22-163100Y-1-7-D | 100 | 12 | 14.29 | Directional | 7 | 29750 | 120VAC 60Hz | 5 |
| | | 2.3 | | 200 | | | 1.5 | |
| SL22-163100Y-1-7-360 | 100 | 12 | 14.29 | Omni-Directional | 7 | 29750 | 120VAC 60Hz | 5 |
| | | 2.3 | | 360 | | | 1.5 | |



2600 Series

LED Explosion Proof String Lights

ericson.com/haz-sl

- cETLus listed for U.S. and Canada
- Class I & II, Div 1 & 2, groups C & D and F & G, explosion proof
- LED and incandescent bulb options
- Explosion proof plug option available
- Aluminum anti-spark guard
- Tempered glass globe provides 360° illumination
- Rubber bumper protects lamps during use
- Multiple string light configurations available
- Product customizations are available upon request



| Part Number ¹ | Total Length | # of Lamps | Bulb Type | Socket Spacing | Lead Cord Length | Plug |
|--------------------------|--------------|------------|-----------|----------------|------------------|------------|
| 123100LEDXPI-BL | 100 ft. | 10 | 10W LED | 8.33 ft. | 25 ft. | Blunt |
| 123100LEDXPI-1 | 100 ft. | 10 | 10W LED | 8.33 ft. | 25 ft. | 1510-PW6PL |
| 12365LEDXPI-BL | 65 ft. | 5 | 10W LED | 10 ft. | 25 ft. | Blunt |
| 12365LEDXPI-1 | 65 ft. | 5 | 10W LED | 10 ft. | 25 ft. | 1510-PW6PL |

Notes: 1) Add "XP" suffix to any item (except blunt) to furnish explosionproof UGP-15231 NEMA5-15 plug

LED Explosion Proof

Low Voltage String Lights

ericson.com/haz-sl

- cETLus listed for U.S. and Canada
- Class I & II, Div 1 & 2, groups C & D and F & G, explosion proof
- 12VAC string light with Class I, Div 1 Killark style plug
- 8 W, 12 V LED bulbs deliver 500 lumens
- Aluminum anti-spark guard
- Tempered glass globe provides 360° illumination
- Rubber bumper protects lamps during use
- Multiple string light drop configurations available
- Combine with portable transformer for a complete low voltage solution



| Part Number ¹ | Lead Cord Length | # of Lamps | Socket Spacing | Bulb Type | Supply Voltage | Plug |
|--------------------------|------------------|------------|-------------------|-------------------|-----------------|------------------------|
| 123100LEDXPI-5L-16 | 25 ft. | 5 | 18.75 ft. centers | 8 watt LED 12V AC | 12V AC, 35 watt | UGP-15232 NEMA 6-15 |
| 123100LEDXPI-6L-16 | 25 ft. | 6 | 15 ft. centers | | 12V AC, 42 watt | |

¹ - Contact Ericson for 14 gauge configurations

Portable Transformer

ericson.com/lv-transformer

- cETLus listed for U.S. and Canada
- Class I, Div 2, non-incendive
- NEMA 3R polycarbonate enclosure with convenient carry handle
- 120VAC 60Hz to 12VAC step down, rated at 400VA
- Quad secondaries provide 12VAC power to 4 receptacles
- Each receptacle can supply power to 10-drop LED string light
- Class I, Div 1 rated decontactor-style receptacle
- Product customizations are available upon request



| Part Number ¹ | Input Power | Input Cable | Input Plug | Output | Number of Receptacles | Type of Receptacles | Enclosure Rating |
|--------------------------|---------------|----------------------------|------------|--------|-----------------------|--------------------------|------------------|
| 1941-12-C1D2-16 | 120VAC / 60Hz | 14/3 SEOW 6 ft. Pigtail | ENP5151 | 12 AC | 4 | UGRP-20232F NEMA 6-20 | NEMA 4 |



ericson.com
ericson.com/rfq

1.800.ERICSON
1.800.374.2766

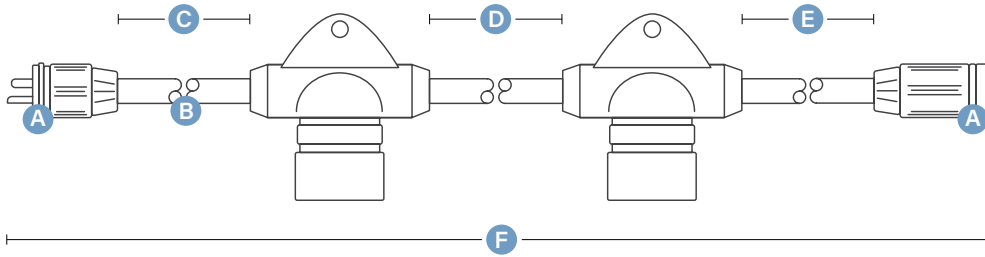


Temporary Lighting

59

Engineered Solutions: String Lights

String Light Customization Options



- A** Plug / connector NEMA configurations
- B** Cable length and cable type
- C** Primary cord length
- D** Socket spacing
- E** Secondary cord length
- F** Overall length

See all available string light customizations at ericson.com/rfq

Custom: String Lights



Ericson string lights in outdoor application

7 and 9 Series

Industrial Grade Hand Lamps

ericson.com/industrial-hl

- cETLus listed for U.S. and Canada
- Use with LED, incandescent, or CFL bulbs
- Molded flexible rubber handle impervious to impact and resistant to work site chemicals
- Standard NEMA 5-15 side outlet (9-series)
- Optional switch is available
- Low temperature performance
- Wide selection of pre-wired hand lamps and replacement parts
- 120V and 12V options
- Accommodates cord sizes up to 14/3 SOW
- Product customizations are available upon request



Replacement Parts



104-R



710



44-W



79

| | Part Number ¹ | Cord Length | Cord Type | Primary Plug | Bulb Type ¹ | Guard Type | Handle Receptacle | On/off Switch |
|----------|--------------------------|-------------|-----------|--------------|------------------------|------------|-------------------|---------------|
| 7-Series | 7425-R | 25 ft. | 16/3 SOOW | NEMA 5-15 | None | 104-R | No | No |
| | 7450-R | 50 ft. | 16/3 SOOW | NEMA 5-15 | None | 104-R | No | No |
| | 7425-RS | 25 ft. | 16/3 SOOW | NEMA 5-15 | None | 104-R | No | Yes |
| | 7450-RS | 50 ft. | 16/3 SOOW | NEMA 5-15 | None | 104-R | No | Yes |
| 9-Series | 9425-R | 25 ft. | 16/3 SOOW | NEMA 5-15 | None | 104-R | Yes | No |
| | 9450-R | 50 ft. | 16/3 SOOW | NEMA 5-15 | None | 104-R | Yes | No |
| | 9425-RS | 25 ft. | 16/3 SOOW | NEMA 5-15 | None | 104-R | Yes | Yes |
| | 9450-RS | 50 ft. | 16/3 SOOW | NEMA 5-15 | None | 104-R | Yes | Yes |

¹ - Bulbs are not included with hand lamps



ericson.com
ericson.com/rfq

1.800.ERICSON
1.800.374.2766



70-N Vapor-Gard®

Industrial Grade Hand Lamps

ericson.com/industrial-hl

- cETLus listed for U.S. and Canada
- Molded handle impervious to impact and resistant to jobsite chemicals
- Glass globe is heat and impact resistant and threads into handle sealing bulb and socket
- Guard is constructed out of heavy-gauge steel wire and finished with a Zinc-Chromate plating to resist corrosion
- Quick latch wire guard for easy bulb changes
- Nut and grommet system provides both cord strain relief and protection from moisture/dirt
- Pre-wired models come with 16/3 SOW cord and a watertight molded plug
- Bulb included with hand lamp
- Product customizations are available upon request



| Part Number | Cord Length | Cord Type | Plug | Bulb Type | Lumens | Guard Type |
|-------------|-------------|-----------|-----------|-----------|--------|------------|
| 70-NGQL | N/A | N/A | N/A | 16W LED | 1600 | 703 |
| 70-NGQL25 | 25 ft. | 16/3 SOW | NEMA 5-15 | 16W LED | 1600 | 703 |
| 70-NGQL50 | 50 ft. | 16/3 SOW | NEMA 5-15 | 16W LED | 1600 | 703 |
| 70-NGQL100 | 100 ft. | 16/3 SOW | NEMA 5-15 | 16W LED | 1600 | 703 |

HL Series

LED Hand Lamp

**NEW AND IMPROVED!
NOW UP TO 4250 LUMENS!**

- Industrial grade, LED hand lamp designed for rugged environments
- Environmental ratings: NEMA 3R (IP24), 4X (IP56), & 6P (IP67)
- High output LED light engine providing 165+ lumens per watt
- Available in 200 and 360 degree beam angles
- Unique LED module provides theft deterrence
- 50,000-hour lamp life
- Patent D836238
- cETLus listing pending
- Custom cable printing available
- Product customizations are available upon request



HL06-16306Y-1-D



HL11-16306Y-1-D

| Part Number | Electrical Rating | Cord Length (ft.) | Illuminated Length (in.) | Cord Type | Plug | Lumens | Beam Angle | Color Temp. | On/Off Switch | NEMA / IP Rating |
|-------------------|---------------------------|-------------------|--------------------------|---------------|-----------|--------|------------|-------------|---------------|----------------------------------|
| HL06-16306Y-1-D | 100-277VAC, 5.5W, 50/60Hz | 6 | 5.5 | 16/3 YEL SOOW | NEMA 5-15 | 980 | 200 | 5000K | No | NEMA 3R, 4X, 6P IP 24, 56, 67 |
| HL11-16306Y-1-D | 100-277VAC, 12W, 50/60Hz | 6 | 10.9 | 16/3 YEL SOOW | NEMA 5-15 | 1995 | 200 | 5000K | No | NEMA 3R, 4X, 6P IP 24, 56, 67 |
| HL11-16306Y-1-360 | 100-277VAC, 12W, 50/60Hz | 6 | 10.9 | 16/3 YEL SOOW | NEMA 5-15 | 1995 | 360 | 5000K | No | NEMA 3R, 4X, 6P IP 24, 56, 67 |
| HL22-16306Y-1-D | 100-277VAC, 25W, 50/60Hz | 6 | 22 | 16/3 YEL SOOW | NEMA 5-15 | 4250 | 200 | 5000K | No | NEMA 3R, 4X, 6P IP 24, 56, 67 |
| HL22-16306Y-1-360 | 100-277VAC, 25W, 50/60Hz | 6 | 22 | 16/3 YEL SOOW | NEMA 5-15 | 4250 | 360 | 5000K | No | NEMA 3R, 4X, 6P IP 24, 56, 67 |



1917, 1918, & 1950 Series

Low Voltage Spot & Flood Lighting

ericson.com/low-voltage-hl

- Impact resistant, non-glass lens for food & beverage processing environments
- Large rubberized cushion will not mar or scratch surfaces
- Optional weather-proof switch
- Spot light or flood light models available
- Optional 120V to 12V rubberized in-line transformer
- Nylon, non-metallic body
- Can be mounted to a cable reel as an accessory



1917 Spot Light



1950-12 Spot Light



GNC-B
Gooseneck Clamp

| | Part Number | Electrical Rating | Primary Cord Length | Secondary Cord Length | Cable Type | Plug | Bulb Type | Beam Angle | Color Rendition ¹ | Color Temperature | On/Off Switch |
|-------------|-------------------------|-------------------|---------------------|-----------------------|------------|-----------|-------------|------------|------------------------------|-------------------|---------------|
| Spotlight | 1917-12 | 120 V 60 Hz | 4 ft. | 50 ft. | 16/3 SOOW | NEMA 5-15 | #4405 / 30W | 9° | 95 | 2700 K | No |
| | 1917-12S | 120 V 60 Hz | 4 ft. | 50 ft. | 16/3 SOOW | NEMA 5-15 | #4405 / 30W | 9° | 95 | 2700 K | Yes |
| | 1917LED-12 | 120 V 60 Hz | 4 ft. | 50 ft. | 16/3 SOOW | NEMA 5-15 | LED / 9W | 30° | 90 | 5500 K | No |
| | 1917LED-12S | 120 V 60 Hz | 4 ft. | 50 ft. | 16/3 SOOW | NEMA 5-15 | LED / 9W | 30° | 90 | 5500 K | Yes |
| | 1950-12 | 12 VAC | 50 ft. | None | 16/3 SOOW | NEMA 5-15 | #4405 / 30W | 15° | 95 | 2700 K | No |
| | 1950-12 CF ² | 12 VAC | 50 ft. | None | 16/3 SOOW | Crowsfoot | #4405 / 30W | 15° | 95 | 2700 K | No |
| Flood Light | 1918-12 | 120 V 60 Hz | 4 ft. | 50 ft. | 16/3 SOOW | NEMA 5-15 | #4406 / 30W | 80° | 95 | 2700 K | No |
| | 1918-12S | 120 V 60 Hz | 4 ft. | 50 ft. | 16/3 SOOW | NEMA 5-15 | #4406 / 30W | 80° | 95 | 2700 K | Yes |
| | 1918LED-12 | 120 V 60 Hz | 4 ft. | 50 ft. | 16/3 SOOW | NEMA 5-15 | LED / 9W | 60° | 90 | 5500 K | No |
| | 1918LED-12S | 120 V 60 Hz | 4 ft. | 50 ft. | 16/3 SOOW | NEMA 5-15 | LED / 9W | 60° | 90 | 5500 K | Yes |

¹ - Based on a scale from 1-100. 100 equals to sunlight ² - Comes with watertight crowsfoot plug for CF series transformers

1948 Vapor-Gard®

Industrial Duty, Low Voltage Hand Lamps

ericson.com/low-voltage-hl

- Molded handle impervious to impact and resistant to work site chemicals
- Glass globe is heat and impact resistant and threads into handle sealing bulb and socket
- Guard is constructed out of heavy-gauge steel wire and finished with a Zinc-Chromate plating to resist corrosion
- Quick latch 703 guard makes bulb changes easy
- Nut and grommet system provides both cord strain relief and protection from moisture/dirt
- Pre-wired models come with 14/3 SOW cord and a watertight plug
- Combine with portable transformer for a complete low voltage solution
- Product customizations are available upon request



1948-12

| Part Number | Voltage ¹ | Cord Length | Cord Type | Plug | Bulb Type ¹ | Guard Type |
|--------------|----------------------|-------------|-----------|-----------------------|------------------------|------------|
| 1948-12 | 12V | 50 ft. | 14/3 SOW | NEMA 5-15 | 12V Incandescent | 703 |
| 1948-12CF | 12V | 50 ft. | 14/3 SOW | Non-NEMA ² | 12V Incandescent | 703 |
| 1948-12LED-L | 12V | 50 ft. | 14/3 SOW | Non-NEMA ² | 12V LED | 703 |

¹ - Voltage is determined by the bulb used

² - Non-NEMA crowsfoot configuration, 15/10 Amps, 125-250 Volts, 1Ø

Portable Transformer

ericson.com/low-voltage-hl

- Transformers convert 120 VAC/60Hz line voltage to 12 VAC
- Corrosion resistant enclosures are made from non-conductive resin that is resistant to impact and jobsite chemicals
- Outlets operate independently of each other—4 x 100VA outputs
- Circuit breakers wired individually to each receptacle and operate independently of each other – if one circuit opens the others continue to operate



1941-12

| Part Number ¹ | Input Power | Output Power | Cord Length | Cord Type | Plug Type | Number of Receptacles | Type of Receptacles | Enclosure Rating |
|--------------------------|---------------|--------------|-------------|-----------|-----------|-----------------------|---------------------|------------------|
| 1941-12 | 120VAC / 60Hz | 12V, 400VA | 6 ft. | 14/3 SOW | NEMA 5-15 | 4 | NEMA 5-15 | NEMA 4 |
| 1941-12CF | 120VAC / 60Hz | 12V, 400VA | 6 ft. | 14/3 SOW | NEMA 5-15 | 4 | Non-NEMA Crowsfoot | NEMA 4 |



ericson.com
ericson.com/rfq

1.800.ERICSON
1.800.374.2766



Temporary Lighting

65

1924 Series

Low Voltage Hand Lamp with In-Line Transformer

ericson.com/low-voltage-hl

- Step-down transformers reduce 120 VAC line voltage to 12 VAC
- Extra-thick walled rubber housing with non-corrosive stainless steel hardware protects transformer from jobsite contaminants
- Transformers incorporate a grounded metal shield between primary and secondary windings to ensure the two voltages are isolated providing an added degree of protection
- Each transformer is subjected to a factory dielectric test of 1600 volts between primary and secondary windings and between each winding and ground to ensure safety

1924-12A-LED-L



| Part Number | Input Power | Output Power | Max Wattage | Primary Cord Length | Primary Cord Type | Secondary Cord Length | Secondary Cord Type | Plug Type |
|----------------|---------------|--------------|-------------|---------------------|-------------------|-----------------------|---------------------|-----------|
| 1924-12A-LED-L | 120VAC / 60Hz | 12V | 100 watts | 6 ft. | 16/3 SOW | 25 ft. | 14/3 SOW | NEMA 5-15 |
| 1924-12B-LED-L | 120VAC / 60Hz | 12V | 100 watts | 6 ft. | 16/3 SOW | 50 ft. | 14/3 SOW | NEMA 5-15 |

HL Series

LED Low Voltage Hand Lamp

ericson.com/910-lv

- Industrial grade, LED hand lamp designed for rugged environments
- Environmental ratings: NEMA 3R (IP24), 4X (IP56), & 6P (IP67)
- High output LED light engine providing 1440 lumens at 10 watts for a luminous efficacy of 144 lumens/watt
- 200 degree beam angle
- Unique LED bulb provides theft deterrence
- 50,000-hour lamp life
- Field serviceable
- Patent pending
- Product customizations are available upon request



HL11-16306YS-1-DLV-XFMR

| Part Number | Electrical Rating | Cord Length (ft.) | Illuminated Length (in.) | Cord Type | Lumens | Beam Angle | Color Temp. | On / Off Switch | Inline 12V Transformer | NEMA / IP Ratings | Plug |
|-------------------------|---------------------|-------------------|--------------------------|------------------|--------|------------|-------------|-----------------|------------------------|---------------------------|-----------|
| HL11-16306YS-1-DLV-XFMR | 120VAC 60Hz only | 6 | 22 | 16/3 YEL SOOW | 1440 | 200 | 5700K | YES | Yes | NEMA 3R, 4X, IP 24, 56 | NEMA 5-15 |
| HL11-16325YS-1-DLV-XFMR | 120VAC 60Hz only | 25 | 22 | 16/3 YEL SOOW | 1440 | 200 | 5700K | YES | Yes | NEMA 3R, 4X, IP 24, 56 | NEMA 5-15 |
| HL11-16350YS-1-DLV-XFMR | 120VAC 60Hz only | 50 | 22 | 16/3 YEL SOOW | 1440 | 200 | 5700K | YES | Yes | NEMA 3R, 4X, IP 24, 56 | NEMA 5-15 |
| HL11-16306YS-4-DLV | 12V / 24V | 6 | 22 | 16/3 YEL SOOW | 1440 | 200 | 5700K | YES | No | NEMA 3R, 4X, IP 24, 56 | Crowsfoot |
| HL11-16325YS-4-DLV | 12V / 24V | 25 | 22 | 16/3 YEL SOOW | 1440 | 200 | 5700K | YES | No | NEMA 3R, 4X, IP 24, 56 | Crowsfoot |
| HL11-16350YS-4-DLV | 12V / 24V | 50 | 22 | 16/3 YEL SOOW | 1440 | 200 | 5700K | YES | No | NEMA 3R, 4X, IP 24, 56 | Crowsfoot |



ericson.com
ericson.com/rfq

1.800.ERICSON
1.800.374.2766



2600 Series

LED Explosion Proof Hand Lamp

ericson.com/xp-hl

- cETLus listed for U.S. and Canada
- Class I & II, Div 1 & 2, Groups C, D, F & G
- 120VAC or 12VAC lamp with NEMA plug or XP plug
- Lightweight construction
- Aluminum anti-spark guard
- Non-conductive, high-impact glass reinforced handle
- Accommodates 16/3 to 14/3 types SOOW, STW, STOW cable
- High-impact tempered glass globe threads directly into specially designed guard assembly
- Handle construction provides superior strength and high insulation properties
- Heavy duty aluminum guard features swivel hook



| Part Number ¹ | Electrical Rating | Wattage | Cord Length / Cord Type | Bulb Type ² | Plug ³ | Low Voltage |
|--------------------------|-------------------|----------|-------------------------|------------------------|-------------------|-------------|
| 2600-LED | 120VAC | 11 watts | None Hand Lamp Only | LED | None | No |
| 2600-LED-L | 12VAC | 8 watts | None Hand Lamp Only | LED | None | Yes |
| 2625-LED | 120VAC | 11 watts | 25 ft. / #14/3 SOOW | LED | NEMA 5-15 | No |
| 2625-LED-L | 12VAC | 8 watts | 25 ft. / #14/3 SOOW | LED | NEMA 5-15 | Yes |

¹ - 2600 Series handlamps are available in 25, 50 and 100 ft. cord lengths

² - All bulbs included with handlamps

³ - Add (-XP) for explosion proof plug (N/A on -L)

1926 Series

LED Low Voltage Explosion Proof Hand Lamp with In-Line Transformer

ericson.com/low-voltage-hl

- Class I & II, Div 1 & 2 (hand lamp only)
- Step-down transformers reduce 120 VAC line voltage to 12 VAC
- Extra-thick walled rubber housing with non-corrosive stainless steel hardware protects transformer from work site contaminants
- Transformers incorporate a grounded metal shield between primary and secondary windings to ensure the two voltages are isolated providing an added degree of protection
- Each transformer is subjected to a factory dielectric test of 1600 volts between primary and secondary windings and between each winding and ground to ensure safety
- Explosion proof and shock resistant (transformer not hazardous location rated)
- Product customizations are available upon request



1926-12A-LED-L

| Part Number | Input Power | Output Power | Max Wattage | Primary Cord Length | Primary Cord Type | Secondary Cord Length | Secondary Cord Type | Plug Type |
|----------------|---------------|--------------|-------------|---------------------|-------------------|-----------------------|---------------------|-----------|
| 1926-12A-LED-L | 120VAC / 60Hz | 12V | 75 watts | 10 ft. | 16/3 SOW | 25 ft. | 14/3 SOW | NEMA 5-15 |
| 1926-12B-LED-L | 120VAC / 60Hz | 12V | 75 watts | 10 ft. | 16/3 SOW | 50 ft. | 14/3 SOW | NEMA 5-15 |



1000 Series

LED Wide Area Work Lighting

ericson.com/wide-area

- cULus listed for U.S. and Canada
- Outdoor and wet location rated
- Strong integral mounting magnet
- LED efficient lighting technology
- 50,000-hour lamp life expectancy
- Standard models come wired with NEMA 5-15 plugs
- Optional feed-thru connectivity via secondary cable or receptacle with flip cover
- Driver located in main body
- Low temperature start at -30°C
- Color temperature 5000 Kelvin
- Product customizations are available upon request



1000LED-6



1001LED-6

| Part Number | Electrical Rating | Watts | Primary Cord Length / Plug | Secondary Cord Length / Connector | Switch | Color Rendition | Lumens | Listing |
|-------------------------|-------------------|----------|----------------------------|-----------------------------------|--------|-----------------|--------|---------|
| 1000LED-25 | 100-240 VAC | 50 watts | 25 ft. / NEMA 5-15 | None | No | 70 | 6450 | cULus |
| 1000LED-25S | 100-240 VAC | 50 watts | 25 ft. / NEMA 5-15 | None | Yes | 70 | 6450 | cULus |
| 1000LED-25F | 100-240 VAC | 50 watts | 25 ft. / NEMA 5-15 | 1 ft. / NEMA 5-15 | No | 70 | 6450 | cULus |
| 1000LED-25FS | 100-240 VAC | 50 watts | 25 ft. / NEMA 5-15 | 1 ft. / NEMA 5-15 | Yes | 70 | 6450 | cULus |
| 1001LED-25 ¹ | 100-277 VAC | 25 watts | 25 ft. / NEMA 5-15 | None | No | 80 | 3400 | Pending |
| 1001LED-25S | 100-277 VAC | 25 watts | 25 ft. / NEMA 5-15 | None | Yes | 80 | 3400 | Pending |
| 1001LED-25R | 100-277 VAC | 25 watts | 25 ft. / NEMA 5-15 | Built in receptacle | No | 80 | 3400 | Pending |
| 1001LED-25RS | 100-277 VAC | 25 watts | 25 ft. / NEMA 5-15 | Built in receptacle | Yes | 80 | 3400 | Pending |

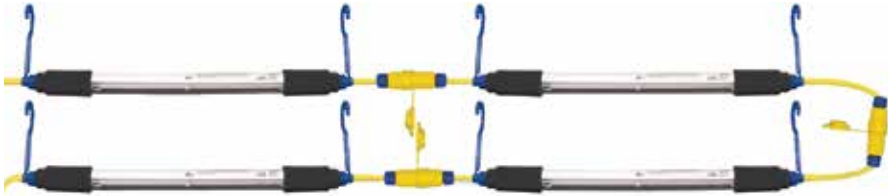
1) 1000 & 1001 Series are available in primary cord lengths of 6, 25, and 50 ft.

WL Series

LED Heavy Duty Work Lighting

**NEW AND IMPROVED!
NOW UP TO 4250 LUMENS!**

- Outdoor and wet location rated
- Lightweight, heavy duty and impact resistant material
- High output LED light engine providing 165+ lumens per watt
- Feed-thru connectivity
- Low power utilization and consumption
- 50,000-hour lamp life
- Flex strain relief at critical bending points
- Sealed switch option available
- Low voltage options available
- cETLus listing pending



| Part Number | Electrical Rating | Primary Cord Length (ft.) | Secondary Cord Length (ft.) | Illuminated Length (in.) | Cord Type | Primary & Secondary Plug Type | Lumens | Beam Angle | Color Temp. | On / Off Switch | NEMA / IP Ratings |
|-------------------|--------------------------|---------------------------|-----------------------------|--------------------------|---------------|-------------------------------|--------|------------|-------------|-----------------|----------------------------------|
| WL11-16306Y-1-D | 100-277VAC, 12W, 12A max | 6 | 1 | 10.9 | 16/3 YEL SOOW | NEMA 5-15 | 1995 | 200° | 5000K | No | NEMA 3R, 4X, 6P IP 24, 56, 67 |
| WL11-16306Y-1-360 | 100-277VAC, 12W, 12A max | 6 | 1 | 10.9 | 16/3 YEL SOOW | NEMA 5-15 | 1995 | 360° | 5000K | No | NEMA 3R, 4X, 6P IP 24, 56, 67 |
| WL22-16306Y-1-D | 100-277VAC, 25W, 12A max | 6 | 1 | 22 | 16/3 YEL SOOW | NEMA 5-15 | 4250 | 200° | 5000K | No | NEMA 3R, 4X, 6P IP 24, 56, 67 |
| WL22-16306Y-1-360 | 100-277VAC, 25W, 12A max | 6 | 1 | 22 | 16/3 YEL SOOW | NEMA 5-15 | 4250 | 360° | 5000K | No | NEMA 3R, 4X, 6P IP 24, 56, 67 |



1140 Series

LED Heavy Duty Work Lighting

ericson.com/1140

- Outdoor and wet location rated
- Feed-thru connectivity option
- Low power utilization and consumption
- Lightweight, heavy duty and impact resistant material
- Fixture can be mounted horizontally overhead or vertically on the ground
- 50,000-hour lamp life
- Battery backup available with -EL part numbers

**NEW AND IMPROVED!
NOW WITH 24,000 LUMENS**



1140-25-LED



Vertical Light Stand



1140-25F-LED

| | Part No. | Electrical Rating | Primary Cord Length (feet) | Secondary Cord Length (feet) | Primary Plug (NEMA) | Secondary Connector (NEMA) | Lumens | Color | Weight |
|---------------------------|-----------------|-------------------|----------------------------|------------------------------|---------------------|----------------------------|--------|-------|-----------|
| Standard LED Lighting | 1140-4-LED | 120VAC 1.46A | 5 ft. | None | 5-15 | None | 23,900 | 5000K | 20.7 lbs. |
| | 1140-4F-LED | 120VAC 12A | 5 ft. | .5 ft. | 5-15 | 5-15 | 23,900 | 5000K | 21.5 lbs. |
| | 1140-25-LED | 120VAC 1.46A | 25 ft. | None | 5-15 | None | 23,900 | 5000K | 22.3 lbs. |
| | 1140-25F-LED | 120VAC 12A | 25 ft. | .5 ft. | 5-15 | 5-15 | 23,900 | 5000K | 24.1 lbs. |
| | 1140-50-LED | 120VAC 1.46A | 50 ft. | None | 5-15 | None | 23,900 | 5000K | 24.4 lbs. |
| | 1140-50F-LED | 120VAC 12A | 49.5 ft. | .5 ft. | 5-15 | 5-15 | 23,900 | 5000K | 27.4 lbs. |
| Emergency Egress Lighting | 1140-4-LED-EL | 120VAC 1.08A | 5 ft. | None | 5-15 | None | 16,800 | 5000K | 24.4 lbs. |
| | 1140-4F-LED-EL | 120VAC 12A | 5 ft. | .5 ft. | 5-15 | 5-15 | 16,800 | 5000K | 25.3 lbs. |
| | 1140-25-LED-EL | 120VAC 1.08A | 25 ft. | None | 5-15 | None | 16,800 | 5000K | 26.1 lbs. |
| | 1140-25F-LED-EL | 120VAC 12A | 25 ft. | .5 ft. | 5-15 | 5-15 | 16,800 | 5000K | 27.9 lbs. |
| | 1140-50-LED-EL | 120VAC 1.08A | 50 ft. | None | 5-15 | None | 16,800 | 5000K | 28.1 lbs. |
| | 1140-50F-LED-EL | 120VAC 12A | 49.5 ft. | .5 ft. | 5-15 | 5-15 | 16,800 | 5000K | 31.1 lbs. |

Battery backed output is 10W 2300 lumens when running on battery power

Temporary Lighting

72



1.800.ERICSON
1.800.374.2766

ericson.com
ericson.com/rfq



1004 LED Baylite

High Bay Lighting

ericson.com/1004

- cETLus listed for U.S. and Canada
- 150 watt LED baylite
- Wet location rated, IP65
- Use as temporary light or permanent fixture
- Dimmer capability
- Immediate full intensity output
- Simple mounting
- 50,000-hour lamp life

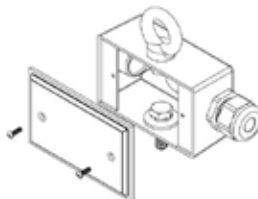


| Part Number | Input Voltage | Input Wattage | Power Factor | Lumens | Efficiency | CRI | Color Temperature | Beam Angle | Input Power Cord |
|--------------|-------------------------|---------------|--------------|--------|---------------------|-----|-------------------|------------|-------------------------|
| 1004-LED-120 | 100-277 VAC 50/60 Hz | 150 Watts | >0.9 | 19,000 | 127 lumens/ watt | >80 | 5000K | 120° | 3 ft. Blunt 18/3SJTW |

Optional Accessories



1004-LED-Hook



1004-LED-Box



1510-P



1510-PW6P

| Part Number | Part Description |
|--------------------|--|
| 1004-LED-Hook | 3/8 in. Stainless Steel Hook |
| 1004-LED-Box | Conduit Termination Box Kit |
| 1510-PW6P / 1510-P | Watertight industrial plug or commercial grade plug options, other NEMA configurations available |
| PS14390-3 | 90 ft. power stringer, indoor rated, 3 NEMA 5-15 receptacles every 30 ft. |
| PS3R14390-3 | 90 ft. power stringer, outdoor rated, 3 NEMA 5-15 receptacles every 30 ft. |



ericson.com
ericson.com/rfq

1.800.ERICSON
1.800.374.2766



1006 LED Baylite

High Bay Lighting

ericson.com/1006



- cETLus listed to UL153, CSA C22.2 No. 250.4
- IP64 damp location, under roof rated
- No fan design, die-casting aluminum heat sink to speed up heat dissipation
- Isolated constant current power supply.
- 6000V surge protection
- Can be daisy-chained up to 6 units (Up to 28 units for 277V models)
- Stainless steel guard for impact protection
- Color temperature 5000K
- Limited 1-year warranty
- Tripod Stand available with PN: T1006
- Meets OSHA requirements in CFR 1915.82(b) for shipyards and CFR 1926.405(j)(1) for construction
- Recommended placement on a 30x30 max grid to achieve OSHA min 5fc

| Part Number | Input Voltage | Input Wattage | Primary | Secondary | Lumens | Efficiency | Operating Temp. | CRI |
|-------------------|---------------|---------------|---|---|--------|-------------------|-----------------|-----|
| 1006-LED-100 | AC100-277V | 100W | 15 ft. Over Molded NEMA 5-15 | 1 ft. Over Molded NEMA 5-15 Pigtail | 12,000 | 120 lumens / watt | -40° C to 60° C | >80 |
| 1006-LED-100-277K | AC100-277V | 100W | 15 ft. Field Attachable 277V L7-15 Plug Kit | 1 ft. Field Attachable 277V L7-15 Connector Kit | 12,000 | 120 lumens / watt | -40° C to 60° C | >80 |
| 1006-LED-100-277* | AC100-277V | 100W | 15 ft. Factory Installed 277V L7-15 Plug | 1 ft. Factory Installed 277V L7-15 Connector | 12,000 | 120 lumens / watt | -40° C to 60° C | >80 |

* - Part not ETL Listed

1009 Flood Light

LED Hazardous Location Lighting

ericson.com/1009



- cETLus listed for U.S. and Canada
- Class I, Division 2, Groups A,B,C,D
- Class II, Division 1, Groups E,F,G
- Class II, Division 2, Groups E,F,G
- Class III
- NEMA 4X, IP66
- T3 temperature rating
- Marine and wet location rated
- High efficacy: up to 140lm/W
- CRI>70
- Surface mounting and pendant installation
- Copper free aluminum
- High vibration resistance
- 5 year warranty
- Ambient temperature range: -40°C to 60°C

| Product Number | Wattage | CCT | Voltage | Lumens | Working Hours | CRI |
|----------------|---------|-------|------------|--------|---------------|-----|
| 1009-HAZ-60 | 60 | 5000K | AC100-277V | 8400 | 5 years | 70 |
| 1009-HAZ-100 | 100 | 5000K | AC100-277V | 14000 | 5 years | 70 |

1007 LED Baylite

Explosion Proof High Bay Lighting

ericson.com/1007



- cETLus listed for U.S. and Canada
- Class I, Division 1, Groups C, D
- Class I, Division 2, Groups A,B,C,D
- Class II, Division 1, Groups E,F,G
- Class II, Division 2, Groups E,F,G
- Class III
- NEMA 4X, IP66
- T4 temperature rating
- Marine and wet location rated
- High efficacy: up to 140lm/W
- CRI>70
- Surface mounting and pendant installation
- Copper free aluminum
- High vibration resistance
- 5 year warranty
- Ambient temperature range: -40°C to 60°C

| Product Number | Wattage | CCT | Voltage | Lumens | Working Hours | CRI |
|----------------|---------|-------|------------|--------|---------------|-----|
| 1007-XP-100 | 100 | 5000K | AC100-277V | 14000 | 5 years | 70 |
| 1007-XP-150 | 150 | 5000K | AC100-277V | 21000 | 5 years | 70 |



ericson.com
ericson.com/rfq

1.800.ERICSON
1.800.374.2766

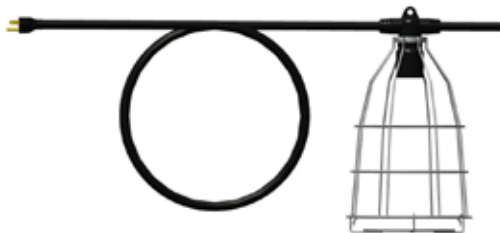


1005 LED Hi/Lo Baylite

Hi/Lo Bay Lighting

ericson.com/1005

- Available as a single socket light fixture or multiple socket string light
- Overmolded lamp fixture with tough wire guard
- Easily convert from a high to low bay lighting fixture
- Indoor and outdoor use - wet location rated when proper bulb and/or guard is used
- Customizable to fit your work site needs
- Select models UL listed



Single Socket Style



LED100WDL Bulb



LED120W Bulb



CFL100W Bulb



LED10W Bulb



String Light Style

*Bulb is not included

Single Socket Style

| Part Number | Product Description |
|-----------------|---|
| 1005-P-250-0 | Single socket, 250 wire guard, 3 ft. 14/3 SJTOW blunt primary cord |
| 1005-P-250-1 | Single socket, 250 wire guard, 3 ft. 14/3 SJTOW molded NEMA 5-15 plug |
| 1005-P-250-1-LP | Single socket, 250 wire guard, 3 ft. 14/3 SJTOW molded NEMA 5-15 plug, 25 ft. long primary. |
| 1005-PS-250-0 | Single socket, 250 wire guard, 3 ft. 14/3 SJTOW blunt primary cord & 3 ft. blunt feed-thru cord |
| 1005-PS-250-1 | Single socket, 250 wire guard, 3 ft. 14/3 SJTOW primary cord & 3 ft. feed-thru cord with molded NEMA 5-15 plug and connector |
| 1005-P-215-0 | Single socket, 215 lexan guard, 3 ft. 14/3 SJTOW blunt primary cord |
| 1005-P-215-1 | Single socket, 215 lexan guard, 3 ft. 14/3 SJTOW molded NEMA 5-15 plug |
| 1005-PS-215-0 | Single socket, 215 lexan guard, 3 ft. 14/3 SJTOW blunt primary cord & 3 ft. blunt feed-thru cord |
| 1005-PS-215-1 | Single socket, 215 lexan guard, 3 ft. 14/3 SJTOW primary cord & 3 ft. feed-thru cord with molded NEMA 5-15 plug and connector |

String Light Style

| Part Number | Product Description |
|------------------|---|
| 1005-14340-250-1 | 2 sockets, 40' OAL, 20' socket spacing, 250 wire guard, mogul base socket adapters included |
| 1005-14380-250-1 | 4 sockets, 80' OAL, 20' socket spacing, 250 wire guard, mogul base socket adapters included |
| 1005-14375-250-1 | 3 sockets, 75' OAL, 25' socket spacing, 250 wire guard, mogul base socket adapters included |

*String light orders also include 215 rain guards for application versatility.

Boiler Lighting

Specialty Lighting

ericson.com/boiler

- Boiler lights can fit through a sight hole of 1.8" in diameter and larger
- 500 watt tungsten light at 8800 lumens
- Curved handle is optional for greater mobility
- 120 volt operation
- Welded steel cage protects bulb
- Grounded metal tube handle
- Not recommended for hazardous locations
- Couple with in-line GFCI for confined space use
- LED options are available upon request



| Part Number | Electrical Rating | Cord Length | Cord Type | Primary Plug | Bulb Type / Wattage | Handle Type | Total Fixture Length |
|-------------|-------------------|-------------|-----------|--------------|---------------------|-------------|------------------------------------|
| BL500S | 120V | 5 ft. | SOW | NEMA 5-15 | Tungsten / 500W | Straight | 32 in. |
| BL500 | 120V | 5 ft. | SOW | NEMA 5-15 | Tungsten / 500W | Curved | 25 in. (straight) 9 in. (curve) |
| BL500M | 120V | 5 ft. | SOW | NEMA 5-15 | Tungsten / 500W | Straight | 32 in. |



1239 Series

LED Emergency Egress Lighting

ericson.com/1239

- 90 Minute battery backup maintains lighting during loss of power
- Indoor and outdoor wet location rated
- Lightweight, heavy duty and impact resistant materials reduce maintenance and replacement costs
- Feed-thru capability available on all models
- 25,000-hour lamp life
- Low power utilization and consumption
- Non-conductive base with cord egress
- Optional magnetic mount



| | Part No. | Electrical Rating | Primary Cord Length (feet) | Secondary Cord Length (feet) | Primary Plug (NEMA) | Secondary Connector (NEMA) | Lumens | Color | Weight |
|---------------------------|-----------------|---------------------|----------------------------|------------------------------|---------------------|----------------------------|--------|-------|-----------|
| Standard LED Lighting | 1239-6-LED | 120VAC .71A 85W | 5 ft | None | 5-15 | None | 12100 | 5000K | 11.8 lbs. |
| | 1239-6F-LED | 120VAC 12A 1500W | 5 ft | .5 ft | 5-15 | 5-15 | 12100 | 5000K | 12.6 lbs. |
| | 1239-25-LED | 120VAC .71A 85W | 25 ft | None | 5-15 | None | 12100 | 5000K | 13.4 lbs. |
| | 1239-25F-LED | 120VAC 12A 1500W | 25 ft | .5 ft | 5-15 | 5-15 | 12100 | 5000K | 15.2 lbs. |
| | 1239-50-LED | 120VAC .71A 85W | 50 ft | None | 5-15 | None | 12100 | 5000K | 15.5 lbs. |
| | 1239-50F-LED | 120VAC 12A 1500W | 49.5 ft | .5 ft | 5-15 | 5-15 | 12100 | 5000K | 18.5 lbs. |
| Emergency Egress Lighting | 1239-6-LED-EL | 120VAC .54A 65W | 5 ft | None | 5-15 | None | 8500 | 5000K | 15.5 lbs. |
| | 1239-6F-LED-EL | 120VAC 12A 1500W | 5 ft | .5 ft | 5-15 | 5-15 | 8500 | 5000K | 16.4 lbs. |
| | 1239-25-LED-EL | 120VAC .54A 65W | 25 ft | None | 5-15 | None | 8500 | 5000K | 17.2 lbs. |
| | 1239-25F-LED-EL | 120VAC 12A 1500W | 25 ft | .5 ft | 5-15 | 5-15 | 8500 | 5000K | 19 lbs. |
| | 1239-50-LED-EL | 120VAC .54A 65W | 50 ft | None | 5-15 | None | 8500 | 5000K | 19.2 lbs. |
| | 1239-50F-LED-EL | 120VAC 12A 1500W | 49.5 ft | .5 ft | 5-15 | 5-15 | 8500 | 5000K | 22 lbs. |

1000F-EMBT Series

Emergency Egress Lighting

ericson.com/1000f

- Battery backup provides 90 minutes of illumination upon power failure
- Battery automatically charges when fixture is connected to power
- 3600 lumens on AC power, 1800 lumens on battery backup
- Dual 26W fluorescent bulbs
- Switch operates for testing and main on/off
- Internal battery/ballast combo
- Impact resistant, high-temperature lens with inner surface prisms for optimal light diffusion
- 4000K color temperature, 82 CRI
- Mounts with magnet base
- Includes safety hook for tethering



| Part Number | Electrical Rating | Cord Length | Cord Type | Primary Plug | Bulb Type | Environmental Rating | Lumens |
|---------------|---------------------|-------------|-----------|--------------|-----------|------------------------|--|
| 1000F-EMBT | 120VAC / 60Hz / 52W | 6 ft. | 16/3 SOOW | NEMA 5-15 | 26W (2) | Outdoor / wet location | 3600 - AC Power 1800 - Battery Backup |
| 1000F-EMBT-25 | 120VAC / 60Hz / 52W | 25 ft. | 16/3 SOOW | NEMA 5-15 | 26W (2) | Outdoor / wet location | 3600 - AC Power 1800 - Battery Backup |
| 1000F-EMBT-50 | 120VAC / 60Hz / 52W | 50 ft. | 16/3 SOOW | NEMA 5-15 | 26W (2) | Outdoor / wet location | 3600 - AC Power 1800 - Battery Backup |



ericson.com
ericson.com/rfq

1.800.ERICSON
1.800.374.2766



Temporary Lighting Options & Customs

String Light & Hand Lamp Options

Cable Finish

- A** Custom color
- B** Cable personalization / stamping

Environmental Accommodations

- Indoor, outdoor or hazardous
- C** Plug type
- Socket / lamp style

Mounting

- H** Magnet base mounting
- Alternate hook options
- Adjustable clamp mounting base¹

Handle Finish¹

- D** Custom color

¹ - Hand lamp only options

Other Lighting Options

Mounting

- E** Custom brackets
- F** Mounting stands


Theft Deterrence

- G** RFID tagging and/or main gate theft alert system



Temp Lighting Layout / Calculation Services

Contact us for a complementary estimate



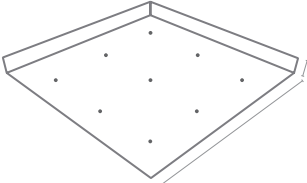
Temporary Lighting Layout Calculation

Room Estimator — Layout 1 — "Project Title" — 0000sqf

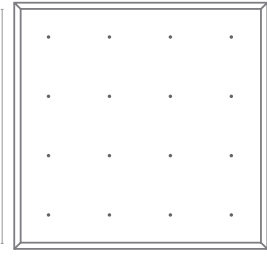
Luminaire Details

Luminaire
image

Room Dimensions



Room Reflectance



Results

Layout

Representation only

Upload your project documents
and drawings at ericson.com/layout >>> 



4323 Hamann Parkway Willoughby, OH 44094

UV-C Perma-Kleen™ Cart

Mobile Surface Disinfection Unit

NEW PRODUCT!

Purpose

- The Ericson UV-C Perma-Kleen Cart (PK-CART) system is designed to offer direct disinfection exposure to surface areas utilizing Ultraviolet Light (UV). A mobile solution that SAFELY disinfects surfaces of germs (viruses and bacteria) that is repeatable and reliable. Learn more at www.ericson.com

Cart Design:

- Rugged industrial cart w/Qty 4 rubber caster wheels
- Anti-microbial powder coating of frame
- Corner Bumpers on frame to protect against impact during transport
- Complete frame barrier to protect UV-C bulbs
- E-Stop on all units
- PIR Motion detection sensor(s) prevent unsafe operation
- Environmental Rating: IP56
- 2 year warranty on components
- Made in USA

Bulb Design:

- Low pressure mercury vapor HO quartz bulbs
- Shatterproof coating on all bulbs
- Bulb life of 12,000 hrs



| Part Number | UVC-PKCART-ECO | UVC-PKCART-MAX-LP | UVC-PKCART-MAX | UVC-PKCART-ULTRA |
|-------------------------------|----------------|-------------------|----------------|------------------|
| Model Grade | Value Grade | Gold Standard | Gold Standard | Platinum Level |
| UV-C Watts | 175 | 240 | 320 | 320 |
| Amp Draw | 6 | 8 | 8 | 8 |
| Input Volts | 120 | 120 | 120 | 120 |
| # of UV-C Bulbs | 12 | 16 | 8 | 8 |
| Bulb Length (in.) | 33 | 33 | 55 | 55 |
| # of PIR Safety Sensors | 1 | 2 | 2 | 4 |
| Degrees of Protection | 130 | 260 | 260 | 360 |
| HMI & Size (in.) | No / Buttons | Yes / 4 | Yes / 4 | Yes / 6 |
| Volume adj. Cycle Buzzer | No | Yes | Yes | PLC |
| Room Sizing Tech | No | No | No | Yes |
| Remote Control on/off Key Fob | No | No | No | Yes |
| Caster Size (in.) | 4" | 6" | 6" | 6" |
| Product Weight (Lbs.) | 110 | 120 | 200 | 210 |
| Shipping Weight (Lbs.) | 400 | 425 | 535 | 545 |





100
YEARS STRONG
ERICSON



SAFETY IS OUR STANDARD.