



# SOLDERING TOOLS 2022

Expertise for 100 years



Ersa Soldering Irons  
Soldering and Desoldering Stations  
Solder Fume Extractions  
Hybrid Rework Equipment  
and Accessories

GLOBAL. AHEAD. SUSTAINABLE.

# CONTENT

## Soldering irons and sets

### Standard soldering irons

Ersa 50 S, 80 S, 150 S ..... 5

### Workshop soldering irons

Ersa 200, Ersa 300, Ersa 550 ..... 5

### Universal soldering iron

Ersa 30 S, MULTI-TIP ..... 6

### High-speed soldering irons

MULTI-SPRINT, PTC 70, MULTI-TC ..... 6 - 7

### Gas soldering irons

INDEPENDENT 75/130 ..... 8 - 9

## Soldering stations

RDS 80 ..... 11

ANALOG 60/ANALOG 60 A ..... 12

DIGITAL 2000 A ..... 13

## i-CON soldering/desoldering stations

### Multifunctional soldering/desoldering stations

i-CON ..... 15 - 17

i-CON PICO/i-CON NANO ..... 18

i-CON 1/i-CON 1V ..... 19

i-CON 2V ..... 20

i-CON VARIO 2 ..... 21

i-CON VARIO 4 ..... 21

## NEW: IoT soldering station

i-CON Trace ..... 24 - 29



## Hybrid rework systems

HR 200 ..... 31

HR 100 ..... 32


### Solder paste printing

Dip&Print Station ..... 33

## Solder fume extractions

### Extractions for the workbench

Ersa EASY ARM 1 + 2 ..... 35 - 37



## Accessories and process materials

### Accessories

IRHP 200/IRHP 100 A heating plates ..... 39

Solder baths ..... 40

DTM 100 temperature measuring device ..... 41

RA 4500 D temperature regulator ..... 41

VAC X/SOLDAPULLT AS 196 desoldering tools ..... 42

SVP 100 vacuum pipette ..... 42

Multifunctional tip exchanger ..... 42

STR 100 and STR 200 stacking racks ..... 43

SR 100 solder wire dispenser ..... 43

Tool holders and cleaning sponges ..... 44

SMD 8015 tip holders ..... 45

Plastics welding device 185 PZ ..... 45

### Process materials

Solder wires, solder bars ..... 46

Desoldering wicks, flux and flux remover ..... 47

## Tips and nozzles

ERSADUR soldering tips ..... 49

Special care for soldering tips ..... 50

### Longlife soldering tips

102 series ..... 51 - 52

142 series ..... 53 - 54

832, 842, 852 series ..... 55

242, 612, 212 series ..... 56

### Desoldering tips

462, 722, 742 series ..... 57

422, 452 series ..... 58

### Soldering tips and hot-air nozzles

172, 162, 472, G 072, G 132 series ..... 59

032, 052, 082, 152, 202, 302, 552 series ..... 60

## Further solutions

Ersa training and services ..... 61

Ersa SOLDER SMART ..... 62

Ersa inspection systems ..... 63

Ersa rework systems ..... 64

# QUICKFINDER

Order number	Page
00	
0003B/SB	44
0004G/SB	44
0006G/SB	8-9, 44
0008M/10	44, 50
0008M/SB	50
0032... tips	60
0051T001	40
0052JD/SB	60
0055JD	5
0082... tips	60
0085JD	5
01	
0100CDJ	19-20, 23
0102... tips	51-52
0120CDK	
0130CDK	18
0140CDJ	28-29
0142... tips	53-54
0151B0	40
0152... tips	60
0155JD	5
0162... tips	59
0172... tips	59
0182PZ004	45
0185PZ	45
02	
0200MD	5
0202MD/SB	60
0212... tips	56
0240CDJ	23
0241T0	40
0242... tips	56
03	
0300MD	5
0302MD/SB	60
0330KD	6
0330KD0028	6
0340KD	6
04	
0422... tips	58
0450MDJ	13
0452... tips	58
0460MDJ	23
0462... tips	57
0470ERJ	
0472... tips	59
05	
0550MD	5
0552MD/SB	60
05X100	40

Order number	Page
05X100A1	
05X100A3	40
05X100P2	40
06	
0612... tips	56
0670CDJ	12
0680CDJ	12
07	
0710CD	
0722... tips	57
0740EDJ	23
0742... tips	57
0760CD	7
08	
0832... tips	55
0840CDJ	
0842... tips	55
0852... tips	55
0890CDJ	11
08X800	40
08X800A5	40
09	
0910BD	6
0920BD	
0960ED	6
0A	
0A holders	44
0ANA60	12
0ANA60A	12
0AS196	42
0C	
0CA10 CLEAN-AIR	
0D	
0DIG20A45	13
0DIG20A64	13
0DIG20A84	
0DTM100	41
0DTM100P	41
0F	
0F007	40-41
0F008	
0FMIF2005-002	47
0FMIF6000-001	47
0FMIF8001-001	47
0FMKANC32-005	47
0FMKANC32-200	47
0FMPEN	47
0FR202	
0FR400	47
0G	
0G072... tips	59

Order number	Page
0G07400041	8
0G07400141	8
0G132... tips	59
0G13400041	9
0G13400141	9
0G156	8-9, 44
0H	
0HR200	
0HR200-HP	31
0I	
0IC1100A	19
0IC1100A0C	19-20
0IC1100V	19
0IC1100V0C	19
0IC1200A	18
0IC1300	
0IC2200V	20
0IC2200V0C	20
0IC2200VIT	
0ICT1000A	24-29
0ICT125	29
0ICV2000HP	22
0ICV2000XV	23
0ICV2000XVI	23
0ICV203X	23
0IRHP100A	39
0IRHP100A-03	39
0IRHP200	39
0IRHR100A	32
0IRHR100A-14	32
0IRHR100A-24	32
0IRHR100A-HP	32
0IRHR-ST050	32
0L-OR	
0LS197	42
0PR100	33
0PR100-D001	33
0PR100-D002	33
0PR100-D003	33
0PR100-PL550	33
0PR100-PL650	
0RA4500D	39, 41
0RDS80	11
0S	
0SH03	44-45
0SH11	45
0SMD8015	45
0SR100	43
0SR101	43
0STR100	43
0STR200	

Order number	Page
0SVP100	42
0SVP12K	42
0SVP13A	42
0T-0V	
0T solder baths	
0VACX	42
0VACX2	42
0W	
0WICKNC1.5/10	47
0WICKNC2.2/10	47
0WICKNC2.7/10	47
0WICKNC4.9/10	
1	
1055JDA068	5
1085JDA068	5
1155JDA068	
1185PZA068	45
1330KDA068	6
1340KDA068	6
1IC1100A00A67	19
1IC1100A0CA67	
1IC1200A00A67	18
1IC1300000A67	18
1IC2200V00A67	20
1IC2200V0CA67	20
1IC2200V0CA67	20
1ICT1000A00A67	24-29
1IRHR100A0A67	32
1IRHR100AHPA67	32
1RDS800000A67	11
1T5600A068	40
2	
290763	37
291405	37
3	
3CA10 CLEAN-AIR	36
3IRHR100A	32
3IRHR100A-01	32
3IT1045-00	45
3ZT00051	50
3ZT00164	11-12, 42
4	
4FMJF6000-PEN	47
4FMJF8001-PEN	
4FMJF8300-005	47
4FMJF8300-030	47
4HMFARBE	
4LOT230GAG3.5CU0.7	46
E	
E074600	50
E074700	50

# SOLDERING IRONS AND SETS.



GLOBAL. AHEAD. SUSTAINABLE.

# STANDARD SOLDERING IRONS

## Ersa 50 S, Ersa 80 S and Ersa 150 S

CE  PTC

The soldering irons **Ersa 50 S/80 S/150 S** are designed for soldering operations with a greater heat requirement, as, for example, on copper conductors with a cross-section of 2.5 mm<sup>2</sup> (Ersa 50 S, 50 W) to 6 mm<sup>2</sup> (Ersa 150 S, 150 W).

The devices are supplied with an angled soldering tip as standard. Thanks to their elaborately generated "protective coating", ERSADUR tips have a much longer service life than their simple mates.

Other areas of application include soldering thin sheet metal and lead glazing (Ersa 150 S).



Standard soldering iron Ersa 50 S. Soldering tip series 052 see page 52.



Standard soldering iron Ersa 80 S. Soldering tip series 082 see page 52.



Standard soldering iron Ersa 150 S. Soldering tip series 152 see page 52.

### Order information:

Order no.	US version 115 V	Description	With soldering tip	Rating/ Voltage	Heating time	Max. tip temperature	Weight*
0055JD	1055JDA068	Ersa 50 S soldering iron	0052JD, ERSADUR	50 W/230 V	approx. 3 min	approx. 400 °C	160 g
0085JD	1085JDA068	Ersa 80 S soldering iron	0082JD, ERSADUR	80 W/230 V	approx. 3 min	approx. 410 °C	220 g
0155JD	1155JDA068	Ersa 150 S soldering iron	0152JD, ERSADUR	150 W/230 V	approx. 3 min	approx. 450 °C	245 g

\*without cable

# WORKSHOP SOLDERING IRONS

## Ersa 200, Ersa 300 and Ersa 550

CE 

The **Ersa 200, 300 and 550** hammer soldering iron series are especially suitable for sheet metal processing, installation work and for soldering commutators and copper bus bars.

Hammer soldering irons have also proven their merit in automotive body adjustments and lead glazing.



Hammer soldering iron Ersa 550. Soldering tip series 552 see page 52.

Hammer soldering iron Ersa 200/300. Soldering tip series 202/302 see page 52.

### Order information:

Order no.	Description	With soldering tip	Rating/ Voltage	Heating time	Max. tip temperature	Weight*
0200MD	Ersa 200 hammer soldering iron	0202MD, ERSADUR	200 W/230 V	approx. 5 min	approx. 470 °C	550 g
0300MD	Ersa 300 hammer soldering iron	0302MD, ERSADUR	300 W/230 V	approx. 5 min	approx. 470 °C	870 g
0550MD	Ersa 550 hammer soldering iron	0552MD, ERSADUR	550 W/230 V	approx. 7 min	approx. 600 °C	1.770 g

\*without cable

# UNIVERSAL SOLDERING IRONS

## Ersa 30 S and MULTI-TIP

**Ersa 30 S** stands out by its sturdiness and longevity and is available with **30 W** and **40 W**. It can be used in a variety of ways for soldering tasks in handicrafts, service and hobbies. Delivery includes a practical, easy to mount rubber stick-on support disk.

The **MULTI-TIP** irons cover a wide range of applications and stand out by low weight and compact design. The handle stays relatively cool while soldering. The MULTI-TIP is available with 15 W and 25 W and suitable for micro-soldering joints and medium-sized soldering. Internally heated soldering tips and long-life PTC heating elements provide high efficiency and a constant tip temperature.



Ersa 30 S universal soldering iron. Soldering tip series 032 see page 52. Also available with heat resistant cable, order number 0330KD0028.



Micro soldering iron MULTI-TIP C15. Soldering tip series 162 see page 51.

Micro soldering iron MULTI-TIP C25. Soldering tip series 172 see page 51.

### Order information:

Order no.	US version 115 V	Description	With soldering tip	Rating/ Voltage	Heating time	Max. tip temperature	Weight*
0330KD	1330KDA068	Ersa 30 S soldering iron	0032KD, ERSADUR	30 W/230 V	approx. 2 min	approx. 380 °C	80 g
0340KD	1340KDA068	Ersa 30 S soldering iron	0032KD, ERSADUR	40 W/230 V	approx. 2 min	approx. 420 °C	80 g
0910BD		MULTI-TIP C15 soldering iron	0162BD, ERSADUR	15 W/230 V	approx. 120 s	approx. 350 °C	28 g
0920BD		MULTI-TIP C25 soldering iron	0172BD, ERSADUR	25 W/230 V	approx. 90 s	approx. 450 °C	34 g

\*without cable

# HIGH-SPEED SOLDERING IRONS

## MULTI-SPRINT solder gun

The Ersa **MULTI-SPRINT** is an extremely light, transformer-independent solder gun with a heat-up rating of up to 150 W and an ergonomic design.

In combination with the internally heated ERSADUR longlife soldering tip, the MULTI-SPRINT's PTC heating element offers especially high performance.

The short heat-up time makes it ideal for high-speed series soldering.

The MULTI-SPRINT is heated only as long as the button is pressed.

The large selection of tips of the 832 / 842 series affords a wide range of applications, and not just in service and repairs.

MULTI-SPRINT high-speed solder gun. Soldering tip series 832/842 see page 47.



### Order information:

Order no.	US version 115 V	Description	With soldering tip	Rating/ Voltage	Heating time	Max. tip temperature	Weight*
0960ED	1960EDA068	MULTI-SPRINT solder gun	0832EDLF, ERSADUR	150/75 W/ 230 V, 50 – 60 Hz	approx. 15 s	subject to how long the button is pressed	100 g

\*without cable

# HIGH-SPEED SOLDERING IRONS

## PTC 70 and MULTI-TC



PTC 70 - power soldering iron with temperature control. Soldering tip series 832/842 see page 47.

The Ersa **PTC 70** is a powerful and sturdy universal soldering iron with Ersa RESISTRONIC temperature control. This proven temperature control system together with the ceramic PTC heating element provides

unusually fast heat-up and heat recovery. Due to the accurate temperature control and the wide range of ERSADUR longlife tips of the 832 and 842 series, the PTC 70 is a perfect tool for both very small solder

joints as well as for applications with medium heat requirements. The PTC 70 is supplied with the soldering tip 0832CDLF.

### Order information:

Order no.	US version 115 V	Description	With soldering tip	Rating/ Voltage	Heating time	Max. tip temperature	Weight*
0710CD	1710CDA068	PTC 70 soldering iron	0832CDLF, ERSADUR	75 W (350 °C)/ 230 V AC	up to 285 W/ approx. 34 s (280 °C)	250 – 450 °C	approx. 60 g

\*without cable



MULTI-TC - power soldering iron with temperature control. Soldering tip series 832/842 see page 47.

The Ersa **MULTI-TC** is a powerful, sturdy, temperature-controlled universal soldering iron with a precise temperature sensor located directly under the internally heated soldering tip. This temperature sensor registers the actual temperature in the immediate vicinity of the solder joint. The heating system with internal PTC heating

element immediately reacts to the heat loss and recovers extremely fast.

The high heating efficiency and the large selection of soldering tips and inserts serve both filigree applications in electronics and applications with standard soldering irons with a rating of up to 150 W.

Examples are classical lead glazing and Tiffany soldering.

By dispensing with a heavy transformer and thanks to its heat-resistant connecting cable, the Ersa MULTI-TC is especially suitable for mobile use in service, maintenance and repairs.

### Order information:

Order no.	Description	With soldering tip	Rating/ Voltage	Heating time	Max. tip temperature	Weight*
0760CD	MULTI-TC soldering iron	0842CD, ERSADUR	75 W (350 °C) 230 V, 50 – 60 Hz	approx. 34 s	250 – 450 °C	60 g

\*without cable

# GAS SOLDERING IRON

## INDEPENDENT 75

### INDEPENDENT 75 PROFI-SET

- INDEPENDENT 75 gas soldering iron with soldering tip 0G072KN
- Soldering tips 0G072CN, 0G072AN and 0G072VN
- Flame nozzle 0G072BE
- Hot gas nozzle 0G072HE
- Hot blade 0G072MN
- Deflector 0G072RE to shrink heat-shrinkable sleeves
- Tool holder 0A20
- Cleaning sponge 0006G/SB and sponge container 0G156



Soldering tip series G072 see page 51.

Mobile power – wherever you want! Powerful, with comprehensive and top-quality equipment, small, handy and practically packed. The Erska **INDEPENDENT 75 BASIC-SET** and **PROFI-SET** gas soldering sets will meet your every need! The ergonomic, antistatic gas soldering iron with piezo ignition is ideal for service and maintenance work, especially if there is no power supply available! The continuously adjustable output of 15 – 75 W (compared with electrical soldering irons) allows maximum soldering tip temperatures

of up to 580 °C. The INDEPENDENT is powered by filtered butane gas. Operating time per gas filling is about 60 min.

Both sets come with a practical carrying case. Besides the standard **BASIC-SET** equipment, the **PROFI-SET** contains two additional soldering tips, a hot blade for cutting high-resistance foam, a hot-gas nozzle, a deflector for heat-shrinkable sleeves and a flame nozzle for micro-welding.



### INDEPENDENT 75 BASIC-SET

- INDEPENDENT 75 gas soldering iron with soldering tip 0G072KN
- Soldering tip 0G072CN
- Holder 0A20
- Cleaning sponge 0006G/SB and sponge container 0G156

#### Order information:

Order no.	Description	With soldering tip	Rating/ Voltage	Heating time	Max. tip temperature	Weight
0G07400041	INDEPENDENT 75 BASIC-SET gas soldering set	...KN; ...CN	15 – 75 W	approx. 46 s (280 °C)	approx. 580 °C	73 g
0G07400141	INDEPENDENT 75 PROFI-SET gas soldering set	...KN; ...CN; ...AN; ...VN; ...BE; ...HE; ...MN; ...RE	15 – 75 W	approx. 46 s (280 °C)	approx. 580 °C	73 g



# GAS SOLDERING IRON

## INDEPENDENT 130



Soldering tip series G132 see page 51.

### INDEPENDENT 130 PROFI-SET

- INDEPENDENT 130 gas soldering iron with soldering tip OG132KN
- Soldering tips OG132CN, OG132AN and OG132VN
- Flame nozzle OG132BE
- Hot gas nozzle OG132HE
- Hot blade OG132MN
- Deflector OG132RE to shrink heat-shrinkable sleeves
- Cleaning sponge 0006G/SB and sponge container OG156

The “big” gas soldering device from Erska, the **INDEPENDENT 130**, can be applied wherever demanding soldering tasks have to be performed without a power supply.

Its broad range of continuously variable **25 – 130 W (compared with electrical soldering irons)** and its comprehensive range of soldering tips allow a wide variety of uses in service, installation, maintenance and repair work.

The integrated piezo ignition and powering by filtered butane gas ensure the easiest possible handling and great reliability. The operating time per gas filling is about 120 minutes, with a maximum tip temperature of about 580 °C.

Like its smaller mate, the INDEPENDENT 75, the INDEPENDENT 130 is also available in both set versions, namely as a **BASIC-SET** or **PROFI-SET**.



### INDEPENDENT 130 BASIC-SET

- INDEPENDENT 130 gas soldering iron with soldering tip OG132KN
- Soldering tip OG132CN
- Holder OA20
- Cleaning sponge 0006G/SB and sponge container OG156

#### Order information:

Order no.	Description	With soldering tip	Rating/ Voltage	Heating time	Max. tip temperature	Weight
0G13400041	INDEPENDENT 130 BASIC-SET gas soldering set	..KN; ...CN	25 – 130 W	approx. 50 s (280 °C)	approx. 580 °C	121 g
0G13400141	INDEPENDENT 130 PROFI-SET gas soldering set	...KN; ...CN; ...AN; ...VN; ...BE; ...HE; ...MN; ...RE	25 – 130 W	approx. 50 s (280 °C)	approx. 580 °C	121 g

# SOLDERING STATIONS.



GLOBAL. AHEAD. SUSTAINABLE.

# RDS 80

## The universal, digital soldering station of Erska

### Order information:

Order no.	Description
ORDS80	RDS 80 soldering station, complete, with RT 80 soldering iron (0890CDJ), soldering tip 0842CD and tool holder 0A39
1RDS800000A67	RDS 80, 115 V version



RDS 80 with RT 80 soldering iron, Erska RESISTRONIC control system. Soldering tip series 832 and 842, see page 47.

The Erska **RDS 80** digital soldering station with the proven the Erska RESISTRONIC temperature control provides **80 W** heating power. The ceramic PTC heating element (positive temperature coefficient) acts as the temperature sensor in this control system and ensures extremely fast heating thanks to the high initial output. High heating power and the large selection of soldering tips allow a very wide range of applications. The heating system with the internally heated soldering tips has a high thermal efficiency.

The redesigned ergonomic handle, the housing design and the large, digital multifunctional display do not leave much to be desired.

Besides the arbitrary temperature selection between 150 °C and 450 °C, three fixed temperatures or two fixed temperatures and one standby temperature can be programmed.

**Great price-performance ratio**

In addition to a power bar graph display the station also has a calibrating and power-off feature. The potential equalization socket (with an integrated 220 kΩ resistor) allows the soldering tip to be equalized with the workplace potential.

The RT 80 soldering iron has a sprayed-on, flexible PVC connecting cable. For tip exchange we recommend to use the tip exchanger 3ZT00164 (see page 36).

### Technical data

Station	Rating/Voltage	Temperature	Soldering iron	Rating/Voltage	Heating time	Weight*
RDS 80	80 W/230 V, 50 – 60 Hz/24 V or 80 W/115 V, 50 – 60 Hz/24 V	150 – 450 °C	RT 80	105 W (280 °C)	approx. 40 s (280 °C)	approx. 130 g

\*without cable



Application example



Multifunctional display

# ANALOG 60/ANALOG 60 A

Reliable soldering with industry-proven technology!



## Order information:

Order no.	Description
0ANA60	ANALOG 60 soldering station, complete, with BASIC TOOL 60 soldering iron (0670CDJ), with soldering tip 0832CDLF and tool holder 0A42



ANALOG 60 with BASIC TOOL 60 soldering iron. Soldering tip series 832 and 842, see page 47.

The electronically temperature-controlled Ersa **ANALOG 60** soldering station is the basic model of the Ersa soldering station series.

It has the tried and proven Ersa RESISTRONIC temperature control technology, with the ceramic PTC heating element serving as the temperature sensor. The high initial power enables fast heat-up.

The large selection of soldering tips allows a broad range of applications. The internal heating provides high thermal efficiency. A front-installed socket with integrated, high-impedance allows potential equalization between the soldering tip and the workplace.

The device is primarily used for smaller and medium-sized solder joints. The low-voltage operated soldering iron BASIC TOOL 60 has a highly flexible, heat-resistant connecting cable.



## Order information:

Order no.	Description
0ANA60A	ANALOG 60 A soldering station, complete, with ERGO TOOL soldering iron (0680CDJ), with soldering tip 0832CDLF and tool holder 0A42



ANALOG 60 A with ERGO TOOL soldering iron. Soldering tip series 832 and 842, see page 47

The electronically temperature-controlled Ersa **ANALOG 60 A** soldering station is antistatic according to the MIL-SPEC / ESA standard and has all the positive features of the Ersa ANALOG 60. The light and slim ERGO TOOL soldering iron has a highly flexible, heat-resistant and antistatic connecting cable.

The ANALOG 60 A soldering station is especially suitable for producing small and medium-sized solder joints. For tip exchange we recommend to use the tip exchanger 3ZT00164 with an additional flat nose pliers and side cutter (see page 36).

## Technical data

Station	Rating/Voltage	Temperature	Soldering iron	Rating/Voltage	Heating time	Weight*
ANALOG 60	60 W/230 V, 50 – 60 Hz/24 V	150 – 450 °C	BASIC TOOL 60	60 W (350 °C)	approx. 60 s (280 °C)	approx. 60 g
ANALOG 60 A	60 W/230 V, 50 – 60 Hz/24 V	150 – 450 °C	ERGO TOOL	60 W (350 °C)	approx. 60 s (280 °C)	approx. 60 g

\*without cable

# DIGITAL 2000 A

Proven 1000 times: the universal, robust industrial soldering station

## Order information:

Order no.	Description
ODIG20A84	DIGITAL 2000 A electronic station, complete, with POWER TOOL soldering iron (0840CDJ) with soldering tip 0842CDLF and tool holder 0A42
ODIG20A64	DIGITAL 2000 A electronics station, complete, with TECH TOOL soldering iron (0640ADJ) with soldering tip 0612ADLF and tool holder 0A42
ODIG20A45	DIGITAL 2000 A electronic station, complete, with CHIP TOOL desoldering tweezers (0450MDJ), with tips 0452MDLF020 and tool holder 0A43



PTC



DIGITAL 2000 A with POWER TOOL soldering iron and Erska SENSOTRONIC control. Soldering tip series 832 and 842, see page 47; Fig. with 0A08MSET

The Erska **DIGITAL 2000 A** is a microprocessor controlled soldering station distinguished by its flexibility and multifunctionality. It is antistatic according to the MILSPEC/ESA standard and designed for industrial use where high quality is demanded and for repairs and laboratory applications. The station can alternatively be operated with the POWER TOOL and TECH TOOL soldering irons

or the CHIP TOOL desoldering tweezers, whereas the station automatically detects the tools when inserted and adapts the control characteristics accordingly. The soldering and desoldering tips are connected with high impedance to the front-installed potential equalization socket.

By just three buttons and a simple menu guide the desired temperatures, the unit of temperature (°C/°F), the standby time, a tip offset and calibration feature and a three-character password-controlled lock can all be set.

The calibration feature allows the actual soldering tip temperature to be precisely adjusted to the temperature shown in the LED display. For this purpose, a suitable soldering tip temperature measuring device, such as the Erska DTM series (see page 35), is required.

The Erska DIGITAL 2000 A soldering station regulates the temperature through a digital PID algorithm, optimized for very precise and fast temperature control.

All connectable soldering and desoldering devices have enormous power reserves thanks to the PTC heating elements located inside the tips.



POWER TOOL with Erska SENSOTRONIC control. Soldering tip series 832 and 842, see page 47.



TECH TOOL with Erska SENSOTRONIC control. Soldering tip series 612, see page 48.



CHIP TOOL with Erska RESISTRONIC control. Desoldering tip series 422/452, see page 50.

## Technical data

Station	Rating/Voltage	Temperature	Soldering iron	Rating/Voltage	Heating time	Weight*
DIGITAL 2000 A	80 W/230 V, 50–60 Hz/24 V	50 – 450 °C	POWER TOOL	80 W (350 °C)	approx. 40 s (280 °C)	approx. 50 g
DIGITAL 2000 A	80 W/230 V, 50–60 Hz/24 V	50 – 450 °C	TECH TOOL	60 W (350 °C)	approx. 12 s (280 °C)	approx. 50 g
DIGITAL 2000 A	80 W/230 V, 50–60 Hz/24 V	150 – 450 °C	CHIP TOOL	2 x 20 W (350 °C)	tip dependent	approx. 75 g

\*without cable

# i-CON SOLDERING AND DESOLDERING STATIONS.



GLOBAL. AHEAD. SUSTAINABLE.



# i-CON SERIES

## Safe and innovative lead-free hand soldering

Ensuring quality in lead-free soldering is a huge challenge for hand soldering. Consequently, the users have a wide range of requirements a modern hand soldering tool should meet: It should be small, light-weight and ergonomic. It may not become too hot during the soldering process. And it has to provide high power and efficiency for fast heat-up and recovery during soldering. In addition, tip exchange should be quick and easy, and the station's operation and programming should be simple and user-friendly.

The stations of the Erska i-CON series fully comply with these requirements. Various models are available that all convince with

innovative technology – from the smallest and cheapest station, the i-CON PICO, up to the flagship, the i-CON VARIO 4. Low-cost exchangeable tips and the intelligent standby function provide for low operating costs, high economic efficiency and considerable energy savings.

The i-CON series comprises both single as well as double iron soldering stations for the use of various soldering and desoldering tools. Due to the modern "One Touch" operating concept with i-OP control and features such as process window alarm, energy levels and automatic standby sensor, the operator experiences an unrivalled process control.

# PATENTED SOLDERING TIP TECHNOLOGY

The engineering goal behind the i-CON stations was to invent a new soldering iron which outperforms the competitive tip-cartridge irons and works with low-cost, exchangeable tips at the same time. Mission accomplished: Ersas i-TOOL clearly meets this requirement: It is one of the smallest and most powerful soldering irons in the market. The true value added for our customers lies not only in the fact that it will increase both the hand soldering quality and productivity, but also in a tremendous reduction of operational costs associated with manual soldering. In contrast to cartridge tips, only the soldering tip

is changed - quickly and easily and without any additional tool required. The expensive heating element remains in place.

A comprehensive range of standard and customized tips provides an unrivalled flexibility, even with difficult and unusual soldering jobs. The high-performance heating element supplies 150 W of heating power ensuring fastest heat-up and recovery so that the i-TOOL never runs out of energy, even during heat-intensive soldering. At the same time, at 30 g and a compact 150 mm overall length, it is comfortable to hold.

## Power level settings:

Three different power level settings are available which control the heating element overshoot depending on the heat required. Thus, the operator can choose the right setting for the right job – either more power or more control! Power level “Low” guarantees no overshoot for maximum component safety!

## Process window and alarm:

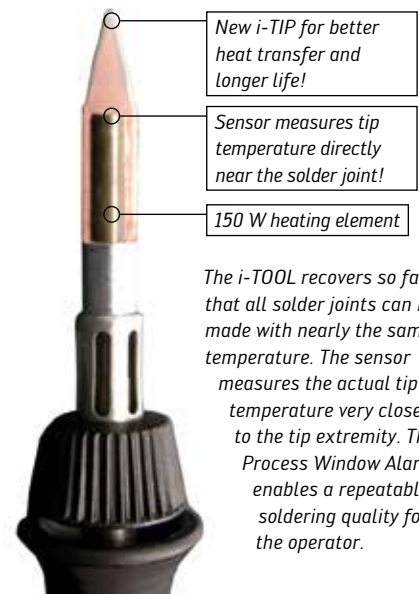
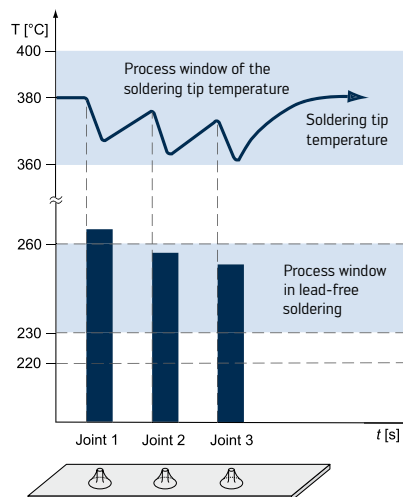
Signals the operator if the temperature leaves the pre-set process window.

## Automatic standby:

Recognizes when the iron is not used and automatically reduces the temperature to a standby temperature after expiration of a pre-determined standby time.

## i-TOOL calibration:

Unlike other systems, the microprocessor which stores the temperature calibration of the iron is actually located in the PCB which is installed in the handle. This now allows for each individual i-TOOL to be calibrated independent of the station.



1. Low-cost i-TIP (consumable, easy to change, longlife)
2. i-TIP fastener, available in black or green
3. High-power heating element (stick-on type, longlife)



Unprecedented intelligence: the i-TOOL has a powerful control system directly in the handle.




# i-CON MATRIX - MODELS, TOOLS, PERIPHERALS

i-CON station/tools + peripherals								
i-CON control stations	i-TOOL	i-TOOL AIR S	i-TOOL HP	CHIP TOOL	CHIP TOOL VARIO	X-TOOL VARIO*	IR heating plate	EASY ARM 1 + 2
i-CON 1	■							
i-CON 1V	■			■	■	■		
i-CON 2V	■			■	■	■		
i-CON 1C	■						■	■
1-CON 1 VC	■			■	■	■	■	■
i-CON 2 VC	■			■	■	■	■	■
i-CON VARIO 2	■	■	■	■	■	■	■	■
i-CON VARIO 4	■	■	■	■	■	■	■	■

\*A vacuum station is required to operate this tool with an i-CON control station (except i-CON VARIO stations).

## i-CON WITH INTERFACE:

One control unit for preheating, soldering, fume extraction



SMD desoldering with the CHIP TOOL desoldering tweezers. Bottom-side preheating of the PCB with a heating plate provides for gentle processes.

Fume extraction systems and heating plates are the two most important peripheral systems on the workbench. Ersas i-CON C stations incorporate an interface to control Ersas IR heating plates and Ersas EASY ARM fume extraction systems.

Up to two i-CON 1C or i-CON 2VC stations can be combined with a filter unit EASY ARM 1 or EASY ARM 2 using an interface cable. The extraction unit is only working while at least one of the attached soldering stations is in operation. When both i-CON stations are in standby mode, the EASY ARM filter unit automatically



Fully equipped i-CON 2 VC workplace with i-CON 2 VC station, i-TOOL, CHIP TOOL VARIO and solder fume extraction.

switches off, which results in longer filter lifetime, lower energy costs and less noise.

The safe and powerful medium-wave IR heating plate technology offers enormous advantages in modern hand soldering: soldering iron, internally heated SMD desoldering tweezers and/or desoldering tool can be operated with considerably lower tip temperatures.

This reduces the risk of damage to the assembly while at the same time tip lifetime will substantially increase!

# i-CON PICO & i-CON NANO

## The entry into professional soldering

### Order information:

Order no.	Description
0IC1300	i-CON PICO soldering station, complete, with i-TOOL PICO (0130CDK) soldering iron with soldering tip 0102CDLF16 and holder 0A53
1IC1300000A67	i-CON PICO, 115 V version



*i-CON PICO with i-TOOL PICO soldering iron.  
Soldering tip series 102, see page 45/46.*

Fast, efficient and good value for money - these requirements are met by the i-CON PICO and i-CON NANO - the two entry-level stations for professional soldering within Ersa's i-CON soldering station series.

The configuration via PC software and microSD card is unique in this product class. In addition to the continuously variable temperature control, three fixed temperatures and three energy levels can be individually set so that the user can quickly switch between the parameters depending on the soldering job. The standby function protects the soldering tip and significantly increases its service life. Another highlight: the soldering station can also be locked for other users via the microSD card. The i-CON PICO and i-CON NANO are operated using the two buttons next to the easy-to-read LC display.

**Small footprint:  
only 145 mm x 80 mm!**

Weighing only 30 g, the i-TOOL PICO and i-TOOL NANO soldering irons are extremely ergonomic, making them a pleasure to work with. Heat-up from room temperature to operating temperature only takes 9 seconds. The integrated temperature sensor reacts immediately and accurately, ensuring a constant temperature for safe soldering, even with sensitive components. With the 102 series, a comprehensive range of cost-effective soldering tips is available for a wide variety of applications.

The i-CON NANO realizes ESD safety including potential equalization up to the soldering tip and is the ideal entry-level model for the professional sector and industry. The i-CON PICO is the perfect solution for semi-professional users and ambitious users in the hobby sector who can do without ESD capability.



*i-CON NANO with i-TOOL NANO soldering iron.  
Soldering tip series 102, see page 45/46.*

### Order information:

Order no.	Description
0IC1200A	i-CON NANO soldering station, complete, with i-TOOL NANO soldering iron (0120CDK), soldering tip 0102CDLF16 and holder 0A52 with dry sponge 0008M
1IC1200A00A67	i-CON NANO, 115 V version

### Technical data

Station	Rating/Voltage	Temperature	Soldering iron	Rating/Voltage	Heating time	Weight*
i-CON PICO	max. 80 W/230 V (115 V), 50 Hz	150 – 450 °C	i-TOOL PICO	max. 80 W/220 – 240 VAC	approx. 9 s (350 °C)	approx. 30 g
i-CON NANO	max. 80 W / 230 V (115 V), 50 Hz	150 – 450 °C	i-TOOL NANO	max. 80 W	approx. 9 s (350 °C)	approx. 30 g

\*without cable

# i-CON 1 & i-CON 1V

Professional soldering station for industry, test field and development!

## Order information:

Order no.	Description
01C1100A	i-CON 1 electronic station, complete, with i-TOOL soldering iron (0100CDJ), soldering tip 0102CDLF16 and holder 0A52 with dry sponge 0008M
11C1100A00A67	i-CON 1, 115 V version
01C1100A0C	i-CON 1C electronic station with interface, complete, with i-TOOL soldering iron (0100CDJ), soldering tip 0102CDLF16 and holder 0A52 with dry sponge 0008M
11C1100A0CA67	i-CON 1C, 115 V version



*i-CON 1 with i-TOOL soldering iron.  
Soldering tip series 102, see page 45/46.*

The **i-CON 1** is the popular and proven “workhorse” for electronics production. It comes with the lightweight and ergonomic 150 W i-TOOL soldering iron – the perfect tool for all SMD and THT applications. The comprehensive 102 tip series enables the i-TOOL to be perfectly set for each job.

The digital i-CON 1 control station features the modern “One-Touch” operating concept with iOp Control and large, backlit plain text display. The version with interface provides for the connection of an IR heating plate and a solder fume extraction system.

## Order information:

Order no.	Description
01C1100V	i-CON 1V soldering and desoldering station, with i-TOOL soldering iron (0100CDJ) with soldering tip 0102CDLF16 and holder 0A52
11C1100V00A67	i-CON 1V, 115 V version
01C1100A0C	i-CON 1V soldering and desoldering station, with CHIP TOOL VARIO desoldering tweezers (0460MDJ), with tips 0462MDLF007 and holder 0A54
11C1100VCVA67	i-CON 1C, 115 V version
01C1100V0C	i-CON 1VC soldering and desoldering station with interface, with i-TOOL soldering iron (0100CDJ) with tip 0102CDLF16 and holder 0A52
11C1100V0CA67	i-CON 1VC, 115 V version



*i-CON 1 V with i-TOOL soldering iron.  
Soldering tip series 102, see page 45/46.*

The **i-CON 1V** uses the same new control technology users as the i-CON VARIO stations. This means, that in addition to existing tools, such as POWER TOOL for example, it is now possible to operate the new soldering and desoldering tools CHIP TOOL VARIO

and X-TOOL VARIO. Consequently, the operator can select from a total of eight tools for different soldering and desoldering applications A vacuum unit that can be connected to the station is required for the vacuum supply of the X-TOOL VARIO.

# i-CON 2V

Double channel soldering and desoldering station –  
a plus in flexibility for professionals



## Order information:

Order no.	Description
01C2200V	i-CON 2V double channel soldering and desoldering station with i-TOOL soldering iron (0100CDJ) with tip 0102CDLF16 and holder 0A52
11C2200V00A67	i-CON 2V with i-TOOL, 115 V version
01C1100A0C	i-CON 2V double channel soldering and desoldering station with i-TOOL soldering iron (0100CDJ) with tip 0102CDLF16, CHIP TOOL VARIO desoldering tweezers (0460MDJ) with tips 0462MDLF007 and holders 0A52 and 0A54
11C2200VC0A67	i-CON 2V with i-TOOL and CHIP TOOL VARIO, 115 V version
01C2200VIT	i-CON 2V double channel soldering and desoldering station with 2 i-TOOL soldering irons (0100CDJ) with tip 0102CDLF16 and 2 holders 0A52
11C1100V0CA67	i-CON 2V with 2 pcs. i-TOOL, 115 V version
01C2200V0C	i-CON 2VC soldering and desoldering station with interface, with i-TOOL soldering iron (0100CDJ) with tip 0102CDLF16 and 0A52
11C2200V0CA67	i-CON 2VC with interface, 115 V version

The double channel soldering and desoldering station **i-CON 2V** is a consistent further development of the well-known i-CON 2 based on the future-oriented Ersa VARIO platform.

In addition to the present soldering and desoldering tools, the station can also drive the SMD desoldering tweezers CHIP TOOL VARIO (2 x 40 W) and the PTH desoldering iron X-TOOL VARIO (150 W). The station utilizes an intelligent power management to shift dynamically its power between the attached tools. The i-CON 2V, like all other i-CON stations, convinces by its intuitive one-touch operation and the large multifunctional display. The station meets the ESD requirements and is available in a version with interface to connect a fume extraction unit, a heating plate and a PC. If required, the i-CON 2V can be updated like the i-CON VARIO stations with a microSD memory card and thus is prepared for future necessities.

## TECHNICAL DATA i-CON 1/1V/1VC & i-CON 2V/VC

Station	Rating/Voltage	115 V version	Temperature range
i-CON 1/i-CON 1C,	max. 150 W/230 V, 50 Hz	max. 150 W/115 V, 60 Hz	150 – 450 °C
i-CON 1V/i-CON 1VC	max. 80 W / 230 V, 50 Hz	max. 150 W/115 V, 60 Hz	50 – 450 °C
i-CON 2V/i-CON 2VC	max. 150 W/230 V, 50 Hz	max. 150 W/115 V, 60 Hz	50 – 450 °C

## TECHNICAL DATA SOLDERING & DESOLDERING TOOLS

Soldering iron	Rating/Voltage	Heating time	Weight*
i-TOOL	150 W	approx. 9 s (350 °C)	approx. 30 g
CHIP TOOL VARIO	2 x 20 W (350 °C)	subject to tips	approx. 75 g

\*without cable

# i-CON VARIO 2 & i-CON VARIO 4

## Multichannel soldering and desoldering station



i-CON VARIO 4

The **i-CON VARIO 4** multichannel soldering and desoldering station meets even highest demands placed on professional soldering and desoldering equipment. This high-end model of the i-CON family is the only soldering station in the world to provide the user with four soldering tools for demanding soldering tasks:

- The i-TOOL AIR S hot air iron (200 W) – flexible SMD soldering and -desoldering with non-contact energy transfer
- The i-TOOL soldering iron (150 W) – efficient and powerful contact soldering with extensive tip selection
- The CHIP TOOL VARIO desoldering tweezers (80 W) – precise desoldering of finest SMD components
- The X-TOOL VARIO desoldering iron (150 W) – fast and clean desoldering of PTH components

For soldering applications with very high heat requirements, the i-TOOL HP soldering iron (250 W) can be operated as an alternative to the i-TOOL AIR S.

The connection of further Ersa soldering tools is possible.

The **i-CON VARIO 2** multi-channel soldering and desoldering station provides the professional user with two soldering tools that can be used simultaneously. A version with-out pumps addresses users who want to use i-TOOL HP and i-TOOL only. The i-CON VARIO 2 is otherwise similar to the i-CON VARIO 4 in its function and operation.

All functions, including the generation of the air and the vacuum required in the process, are bundled in the supply unit,



i-CON VARIO 2 with i-TOOL AIR S and X-TOOL VARIO

which is equipped with the easy to operate i-Op facility and its clearly arranged displays. In addition, the stations have interfaces for the Ersa solder fume extraction units or infrared heating plates, as well as a USB port.

With a microSD memory card, the stations can be quickly and safely configured, so that they are optimally prepared for all applications in professional electronics manufacturing. They are of course well-suited for the use in ESD protected zones.



## Soldering tools for i-CON VARIO 2 & 4

### i-TOOL AIR S

Ergonomic, handy, strong in performance – that is an apposite description of the i-TOOL AIR S. The slim and light handle holds a heating cartridge with 200 W power permitting the user to process a wide range of SMDs in a non-exhausting way. The hot-air volume can be adjusted very easily directly on the handle, and the set air volume (2 – 20 l/min) is clearly



*Hot-air nozzle series 472, see page 51*

visible on the display of either the i-CON VARIO 2 or the i-CON VARIO 4. Various nozzle sizes are available for an optimal component heat-up.

### i-TOOL

The i-TOOL is an extremely lightweight but powerful soldering iron, accompanied by a wide range of inexpensive Ersalife soldering tips. 150 W heating power guarantee fastest heat-up times and heat recovery. Process window alarms,



*Soldering tip series 102, see page 45/46*

energy levels and standby sensor grant all i-CON users an unrivalled process control in hand soldering.

### i-TOOL HP

The i-TOOL HP offers maximum power for high-mass solder joints. With 250 W and exchangeable soldering tips, it delivers HIGH POWER in manual soldering. This tool can be operated on all i-CON VARIO



*Soldering tip series 242, see page 48*

stations. For stand-alone operation, Ersalife recommends the i-CON VARIO 2 HP (01CV2000HP) version.

### CHIP TOOL VARIO

The CHIP TOOL VARIO stands out by its high power (2 x 40 W) and its very compact design. Thus it is perfectly suited for working on very small and delicate SMD components. The heating element pairs are plug-in components. They can be aligned exactly in the handle, and exchanging them is quick and easy. Further-



*Desoldering tip pairs of the series 462, see page 49*

more, the operating mode of this precision tool can be set from self-closing mode to self-opening mode with an integrated switch. The CHIP TOOL VARIO is equipped with the proven and reliable motion sensor to activate it out of standby.


### X-TOOL VARIO

The X-TOOL VARIO convinces with highly efficient 150 W heating technology. The design of heating element and desoldering tip ensure an efficient thermal transfer and a fast evacuation of the extracted solder. For users the ergonomic handle means



*Desoldering tip series 742, see page 49*

relaxed working with a healthy hand position. The slim shape of heating head and desoldering tip allow desoldering even on densely populated PCBs.



## CONFIGURATIONS & COMPATIBILITY

Order no.	Description	i-TOOL AIR S	i-TOOL	CHIP TOOL VARIO	X-TOOL VARIO	i-TOOL HP
0ICV2000A	i-CON VARIO 2	■	□	□		□
0ICV2000AI	i-CON VARIO 2	■	■	□		□
0ICV2000AC	i-CON VARIO 2	■	□	■		□
0ICV2000AXV	i-CON VARIO 2	■	□	□	■	□
0ICV2000HP	i-CON VARIO 2					■
0ICV2000XV	i-CON VARIO 2		□	□	■	
0ICV2000XVI	i-CON VARIO 2		■	□	■	
0ICV4000AI	i-CON VARIO 4	■	■	□	□	□
0ICV4000AIC	i-CON VARIO 4	■	■	■	□	□
0IC4000AICXV	i-CON VARIO 4	■	■	■	■	□

■ scope of supply, □ compatibility

## TECHNICAL DATA SOLDERING & DESOLDERING TOOLS

Order no.	Description	Rating/Voltage	Weight*
0470ERJ	i-TOOL AIR S hot-air iron	200 W	approx. 90 g
0100CDJ	i-TOOL soldering iron	150 W	approx. 30 g
0460MDJ	CHIP TOOL VARIO desoldering tweezers	2 x 40 W	approx. 30 g
0740EDJ	X-TOOL VARIO desoldering iron	150 W	approx. 210 g incl. cable and desoldering iron
0240CDJ	i-TOOL HP high-performance soldering iron	250 W	approx. 110 g

\*without cable

## TECHNICAL DATA ELECTRONIC STATIONS

Order no.	Description	Rating/Voltage	Vacuum	Air Flow	Temperature range
0ICV403A	i-CON VARIO 4 electronic station	max. 500 W/230 V, 50 Hz	max. 700 mbar	2 – 20 l/min	150 – 450 °C (50 – 550 °C – i-TOOL AIR S)
0ICV203A	i-CON VARIO 2 electronic station	max. 200 W/230 V, 50 Hz	—	2 – 20 l/min	150 – 450 °C (50 – 550 °C – i-TOOL AIR S)
0ICV203AP	i-CON VARIO 2 electronic station	max. 200 W/230 V, 50 Hz	max. 700 mbar	2 – 20 l/min	150 – 450 °C (50 – 550 °C – i-TOOL AIR S)
0ICV203HP	i-CON VARIO 2 electronic station	max. 200 W/230 V, 50 Hz	—	—	150 – 450 °C
0ICV203X	i-CON VARIO 2 electronic station	max. 200 W/230 V, 50 Hz	max. 700 mbar	—	150 – 450 °C

# THE MISSING LINK

**NEW:** i-CON TRACE  
IOT SOLDERING STATION



GLOBAL. AHEAD. SUSTAINABLE.



# i-CON TRACE

## Complete traceability for manual soldering at last!

Manufacturers of electronic assemblies are currently facing numerous challenges – including the advancing miniaturization of the components to be processed, an ever increasing component density on the PCBs to be processed and the growing variance of different assemblies. In order to keep the overview here and to be able to continuously improve processes, traceability and precise process data documentation in assembly production are becoming more and more important.

Traceability has long been an integral and indispensable part of the machine soldering process. The situation is different with traceability in the manual reworking of assemblies with a hand soldering station. However, as soon as rework is carried out with a soldering iron, the complete documentation of the entire soldering process was previously no longer possible. For this reason, many electronics manufacturers have completely dispensed with a manual soldering process or only permitted this following elaborate special approval.

100 years after the patent application of the first electric soldering iron by company founder Ernst Sachs, Erska has reinvented hand soldering - for the digital age. The i-CON TRACE is the world's first IoT-enabled soldering station. With its integrated WLAN, Bluetooth and network card, it can be fully integrated even into MES-controlled production processes and makes the entire hand soldering process traceable and verifiable. Discover the new IoT hand soldering on the next pages!



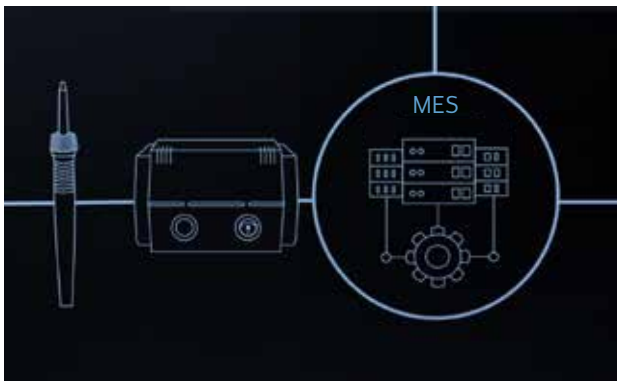
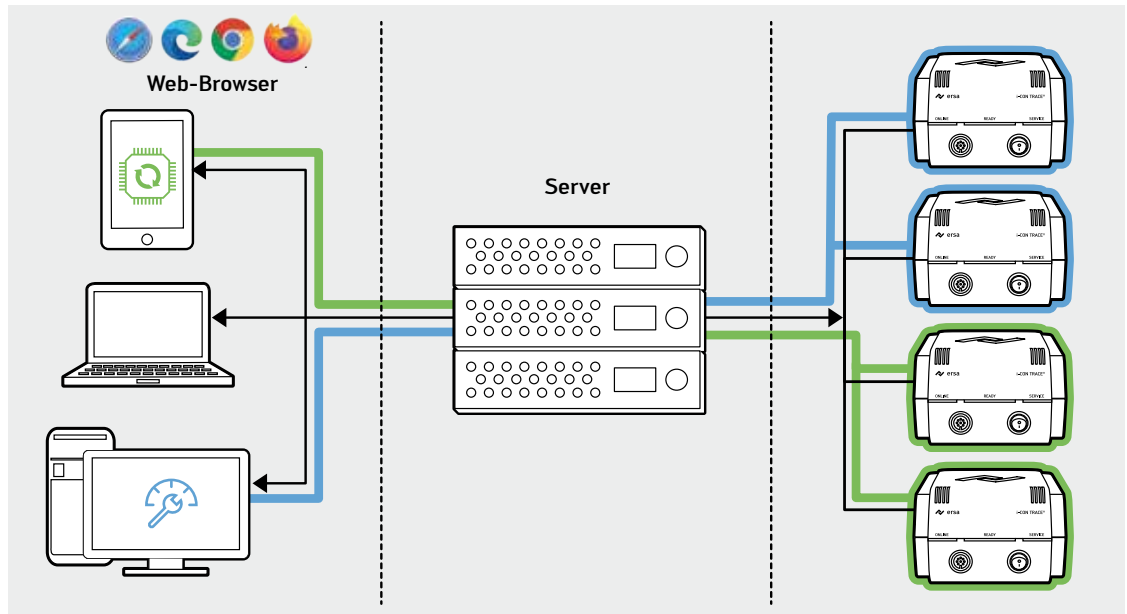
## 100 % Connectivity

With the i-CON TRACE, Ersa is offering the first soldering station specifically designed for use in a digitally networked environment and for complete traceability in hand soldering. With integrated WLAN, Bluetooth and an upgradeable network card it offers an all-new connectivity. The operating software ERSA TRACE COCKPIT is available free of

charge as a download and is installed only once centrally on the customer's server. As soon as a soldering station is integrated into the company network, all mobile end devices (PC, tablet, smartphone) that are in the company network and have the appropriate authorization can access the soldering stations. Access is via web browser,

e.g. Google, Chrome, Firefox, Windows Explorer. The server-based communication concept decisively facilitates the administration of the individual soldering stations by means of connectivity: Firmware updates, calibration intervals and much more can be carried out and monitored centrally from one computer.

*Easy access to connected i-CON TRACE soldering stations via web browser and the principle of centralized control of firmware updates and calibration processes of individual soldering stations.*



## Fully comprehensive documentation/MES connection

Seamless process data documentation is a key-feature of future electrical production. The i-CON TRACE closes the last gap in the manual soldering process and can be completely integrated into MES-controlled production processes. Thus it is already possible to download a recording of the entire soldering task via a desired file format and save this in a higher-level control system. In the future, even real-time communication between the soldering station and the customer's MES will be possible.

## Traceability

Specific soldering tasks can be centrally assigned to each soldering station – via MES, PC or mobile device. Thereby all essential parameters such as the soldering tip to be used, temperature, soldering wire and flux are set centrally by qualified personnel. This significantly increases process reliability: Each workpiece is soldered according to the predefined specifications. The operator can concentrate fully on soldering and the susceptibility to errors is reduced.



# GREEN MEANS GO!



With only one on/off switch and three LEDs, the interface of the soldering station differs significantly from all other industrial soldering stations with their complex setting options and a display. The work for the personnel at the soldering station is significantly simplified. By means of a hand-held scanner the component, soldering tip, solder wire and flux used are recorded. In this way, the system „knows“ that all the conditions for the assigned soldering task are met. The LED interface then literally gives the user the green light as soon as the predefined temperature is reached at the soldering tip. An effective measure to ensure that each solder joint is soldered with the exact temperature and the right material. Any malfunctions (e.g. defective heating element, wrong soldering tip in relation to the component) are detected by the system and reported to the operator. If all parameters are correct, the soldering process is authorized. During soldering, the i-CON TRACE records the process data. Every soldering process is precisely documented and traceable.



Unique operating concept: GREEN MEANS GO. Once all the requirements for the assigned soldering task have been fulfilled, the LED interface of the i-CON TRACE literally switches to green and the user can start the soldering process.



Process data documentation - the connectivity of the i-CON TRACE allows the documentation of every single soldering process: Assembly, tip used, temperature and soldering duration are recorded electronically and can be traced. Left picture: Scanning the QR code of the soldering tip with the hand-held scanner before soldering.

# PREMIUM PERFORMANCE. MINIMUM COST.

New features of the i-CON TRACE set standards not only in terms of connectivity and operating concept, but also in hardware.

Proven technologies have been refined: With 150 W heating power, the i-CON TRACE offers outstanding performance. It heats up very quickly, and reheats even faster, and thus ensures a stable temperature profile. Newly designed soldering tips bring the heat to the solder joint with pinpoint accuracy.

The heating element and soldering tip can still be replaced separately. This saves resources and money, because each wearing part only needs to be replaced when it is really necessary. The i-CON TRACE is therefore not only an economic but also an ecological benefit for every electronics production.



## Features

1. i-TOOL TRACE: extremely lightweight, powerful fine soldering iron
2. New heating element: high power 150 W, SENSOTRONIC temperature control, quick tip exchange (tip'n'turn release) of the tip
3. New soldering tip series: thermally optimized new tip design, quick tip fastening with QR code on each soldering tip

## Tip change in record time

In order to always have the right soldering tip at hand for the various soldering applications, Erska offers a variety of different shapes and sizes of soldering tips. Even customized tip shapes for special applications are no problem. Tip'n'Turn is the patented concept for joining heating element and soldering tip, which enables tip change in record time.

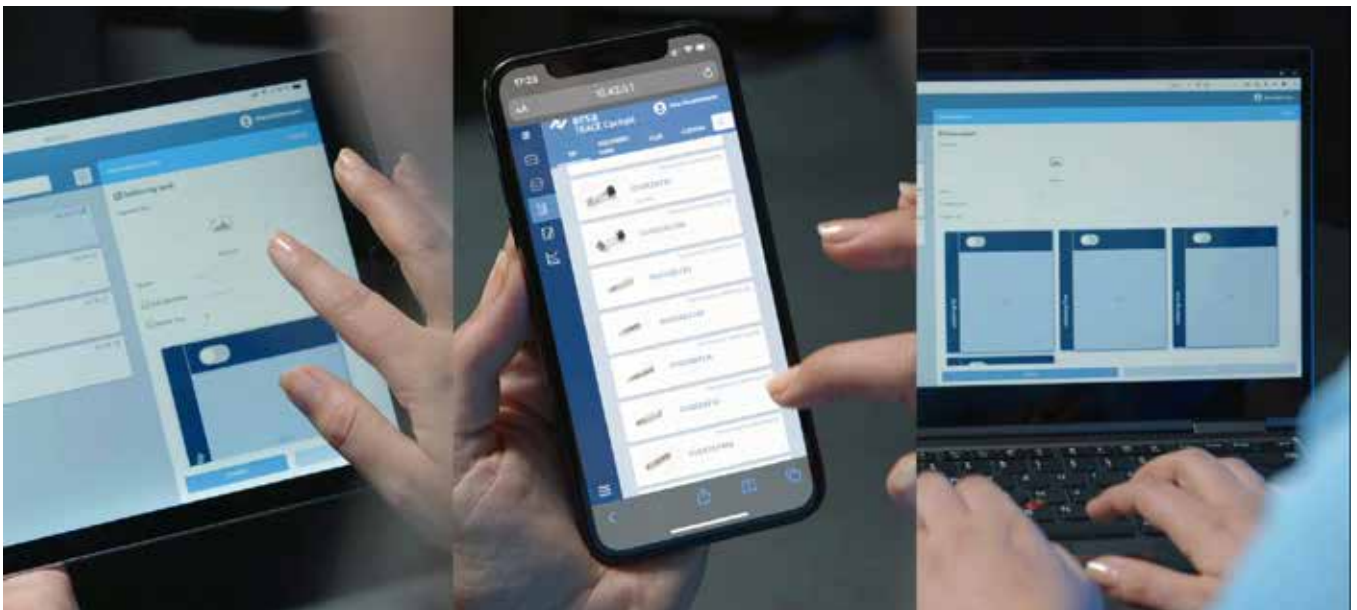
Each tip has a bayonet lock which, in combination with the multi-functional holder, allows particularly fast and safe changing of the soldering tip. The soldering iron including tip only has to be placed in one of the openings provided and turned through approx. 10° – the old soldering tip can then be removed and a new, suitable tip can be fitted. This can be done by hand, even without the storage stand. Even while hot.



## Economic-ecological benefit for every electronics manufacturing

Via a mobile app for smartphones and tablets, the i-CON TRACE can be used like a conventional stand-alone soldering station even without a connection to a company network. The program for controlling the soldering station runs on the mobile end device

– relevant information such as set and actual temperature is displayed on a smart device via Bluetooth or WLAN and can also be changed there. This enables demand-oriented, smart operation for the user.



### Order Information:


Order No.	Description
0ICT1000A	i-CON TRACE soldering station, complete with soldering iron i-TOOL TRACE (0140CDJ) and holder 0A58 with dry sponge 0008M
1ICT1000A00A67	i-CON TRACE soldering station, complete 115 V version
0ICT125	Network card i-CON TRACE

### Technical Data

Name	Nominal power/Voltage	Temperature	Soldering Tool	Secondary Voltage	Heat up time	Weight
i-CON TRACE	Max. 150 W/230 V (115 V), 50/60 Hz	50 – 450 °C	i-TOOL TRACE	24 V	ca. 9 s	72 g

# HYBRID REWORK.

Further information  
on our complete rework  
product range is available  
on page 56 and  
at [rework.ersa.com](http://rework.ersa.com)



GLOBAL. AHEAD. SUSTAINABLE.

# HR 200

Rework out of the Box! Rework can be that simple today.

## Easy parameter setup:

		Top Heat			
		smooth		intensive	
Time*		>180 s	180-120 s	120-90 s	90-60 s
Power level		1	2	3	4
Bottom Heat	smooth	1	ultra light weight	sensitive bottom side	intensive top
	intensive	2	sensitive top side	typical SMT-application	
		3			
	4	intensive bottom	heavy duty caution		

\*Expectable soldering time, depending on application an preheating with bottom heater.



## Order information:

Order no.	Description
OHR200	HR 200 hybrid rework system with foot switch, positioning laser and PCB holder
1HR2000000A67	HR 200, 115 V version
OHR200-HP	HR 200 hybrid rework system with foot switch, positioning laser, PCB holder and heating plate
1HR200-HP0A67	HR 200 with heating plate, 115 V version

## Technical highlights:

- 400 W hybrid high-power heating element
- Optional 800 W IR heating plate
- Simple power selection in four levels
- Foot switch to activate the heating process
- Very compact and handy system (footprint 300 x 300 mm)
- Usage without software



Unpack, setup, solder! It's as simple as that to rework a PCB nowadays. The Erska **HR 200** hybrid rework system contains a 400 W hybrid highpower heating element to desolder and solder SMT components up to 30 x 30 mm.

As an option, the system can operate a powerful 800 W infrared heating plate. This bottom heater guarantees ideal preheating of the assembly to rework.

The operator selects the required power for top and bottom heating with a control knob, each with four levels. A foot switch activates the heating process. The operator's hands are free to remove the desoldered component with appropriate tools.

Depending on the assembly and the preselected power a typical soldering time for components can range from 60 to 180 s (1 -3 min). During working breaks,

the bottom heater switches back to standby level. The integrated PCB holder positions the assembly in optimum working distance to top and bottom heater. Erska recommends an optional cooling fan, a thermocouple sensor and a temperature measuring instrument to complete the workplace. Additional accessories including a Reflow Process Camera to observe the soldering processes round off the equipment.

## Technical Data

Station	Rating/Voltage	Heated area	Weight*
HR 200	400 W/230 V respectively 115 V, 50 – 60 Hz	30 x 30 mm	3.7 kg
Heating plate	800 W/230 V respectively 115 V, 50 – 60 Hz	125 x 125 mm	2.5 kg

\*without cable


# ERSA HR 100 & IRHP 100

## Combined handheld and tabletop rework station



### Technical highlights:

- HYBRID TOOL with 200 W heating element
- Positioning laser and LED display in the HYBRID TOOL handle
- Three exchangeable hybrid adapters
- Low-noise rework blower (below 40 db)
- Integrated vacuum pump and Vac-Pen
- Temperature recording via AccuTC thermocouple (K-type)
- PC interface via USB port
- HYBRID TOOL holder with height adjustment
- 800 W high-performance IR heating plate with glass cover
- Board holder (250 x 290 mm)
- Control via rotary push button and IR Soft



The **HR 100** uses Ersas revolutionary and patented hybrid rework technology for safe removal and replacement of small SMDs. Safe, medium wave IR radiation combined with a gentle hot-air stream guarantees optimal energy transfer to the component.

The HYBRID TOOL delivers smooth and homogenous heat to components. Interchangeable hybrid adapters direct up to 200 W of targeted hybrid heat to the component - and adjacent areas are protected. The user-friendly operation allows for even non-experienced operators to handle the HR 100 safely and quickly.

The handle of Ersas ergonomically designed HYBRID TOOL contains a positioning laser which helps the operator to focus the heat precisely throughout the entire process. Via the USB 2.0 port, the HR 100 can be connected to Ersas top-of-the-line and well-established IR Soft rework software.

### Order information:

Order no.	Description
<b>01RHR100A</b>	HR 100 hybrid rework system, complete, with HYBRID TOOL (31RHR100A-01), Vac-Pen vacuum pipette (0VPO20), hybrid adapters 01RHR100A-14, -15, -16 and adapter changer 01RHR100A-24
<b>11RHR100A0A67</b>	HR 100, 115 V version
<b>01RHR100A-HP</b>	HR 100 hybrid rework system, complete, with HYBRID TOOL (31RHR100A-01), Vac-Pen vacuum pipette (0VPO20), 3 hybrid adapters, adapter changer, HYBRID TOOL holder and IR heating plate with PCB holder
<b>11RHR100AHPA67</b>	HR 100 with heating plate, 115 V version
<b>01RHR-ST050</b>	Hybrid rework tripod, complete

### Technical Data

Station	Rating/Voltage	Heated area	Weight*
<b>HR 100</b>	200 W/230 V respectively 115 V, 50 – 60 Hz		
<b>HYBRID TOOL</b>		6 x 6 mm to 20 x 20 mm	300 g
<b>Heating plate</b>	200 W, 800 W/230 V respectively 115 V, 50 – 60 Hz	125 x 125 mm	2.5 kg

\*without cable





Component is lifted off the print stencil

# DIP&PRINT STATION

## For Erska rework systems

### Technical highlights:

- Easy solder paste printing on the component
- Component dip-in for solder paste or flux
- Fits for every Erska rework system
- Easy stencil exchange
- Easy cleaning



Flux application in a dip stencil

The user of an Erska rework system can prepare components (application of solder paste or flux) in an easy, reliable and reproducible manner with the Erska **Dip&Print Station**.

Optionally available dip stencils permit – using defined parameters – to

immerse the components into flux or solder paste, building up a defined depot on the contacts to be soldered. This method is suitable for BGAs and for most fine-pitch components. Using a component specific print stencil, solder paste depots can be easily and precisely be added on QFN/MLF pins, for example, and on pins of other SMD components.

In the printing process, the solder paste is applied from below onto the component fixed in the print stencil. The component is then lifted off the stencil with the placement unit and positioned on the board.

A fitting frame fixation is available for every Erska rework system to install the Dip&Print Station's stencil frame on the placement unit.



Dip&Print Station with accessories

### Order information:

Order no.	Description
OPR100	Dip&Print Station
OPR100-PL550	Frame fixation for PL 550
OPR100-PL650	Frame fixation for PL 650
OPR100-D001	Dip stencil, 40 x 40 mm/300 µm
OPR100-D002	Dip stencil, 20 x 20 mm/150 µm
OPR100-D003	Dip stencil, 20 x 20 mm/100 µm

Customized and further stencils on request

# EASY ARM FOR THE WORKBENCH.



GLOBAL. AHEAD. SUSTAINABLE.

# SOLDER FUME EXTRACTIONS

## EASY ARM 1 and EASY ARM 2



### Technical highlights:

- Efficient 3-stage particle and gas filtering
- Super silent operation
- Independently adjustable suction power per arm
- Optical and acoustical filter exchange status
- Easy and fast filter exchange – without tools
- Identical filters for EASY ARM 1 and EASY ARM 2

Ersa solder fume extraction **EASY ARM 1** and **EASY ARM 2** stand out by a high suction power and an efficient filter performance combined with super silent operation. Exhaust volume per arm is 130 m<sup>3</sup>/h. Both are equipped with filters that clean the process air in three stages: The pre-filter absorbs dust and big particles. The combined filter separates micro particles which occur during soldering and absorbs dangerous gas molecules in the incorporated activated carbon filter.

The operator can choose between a system with one exhaust arm – the **EASY ARM 1** – and a unit with two exhaust arms – the **EASY ARM 2**. Both units can be mounted individually by means of their table clamp. Exhaust power is set independently for each extraction arm at the touch of a button. The **EASY ARM 1** and **EASY ARM 2** use an identical pre-filter

and combined filter. Optical and acoustical signals inform the operator when filters have to be exchanged.

A wide range of exhaust arms and nozzles for all applications are available so that the user will find the proper solution for his requirements.

For energy saving purposes and to extend filter lifetime, both units can be connected with Ersas i-CON soldering stations or a standby switch. In this way, the extraction unit is only working whilst the attached soldering station is in operation, stopping as soon as the soldering station goes into standby mode.















### Order information:

Order no.	Description	Dimensions (L x B x H)	Rating	Volume flow/ Vacuum	Noise level	Filter
OCA10-001	Ersa EASY ARM 1 filter unit, complete, with i-CON C interface	255 x 255 x 470 mm	40 W / 100 – 240 V 50 – 60 Hz	130 m <sup>3</sup> /h max. / 1,800 Pa	max. 50 dB (A)	HEPA activated carbon
OCA10-002	Ersa EASY ARM 2 filter unit, complete, with i-CON C interface	490 x 255 x 470 mm	80 W / 100 – 240 V 50 – 60 Hz	2 x 130 m <sup>3</sup> /h max. / 2 x 1,800 Pa	max. 50 dB (A)	HEPA activated carbon



# ACCESSORIES

## EASY ARM 1 and EASY ARM 2

	Order no.	Description		Order no.	Description
	<b>OCA10-4002</b>	Extraction arm Highflex, 1,000 mm, direct mount at the filter unit		<b>3CA10-9001</b>	Table clamp for EASY ARM 1
	<b>OCA10-4003</b>	Extraction arm Omniflex, 900 mm, direct mount at the filter unit		<b>3CA10-9002</b>	Table clamp for EASY ARM 2
	<b>OCA10-4001</b>	Hinged extraction arm, 500 mm, Highflex, table mount, incl. OCA10-2002		<b>OCA10-1001</b>	Combined filter, particle filter H13, gas filter activated carbon
	<b>OCA10-4004</b>	Hinged extraction arm, 600 mm, Omniflex, table mount, incl. OCA10-2002		<b>OCA10-1002/04</b>	Prefilter, particle filter F7 (4 pcs./packing unit)
	<b>OCA10-2002</b>	Connecting hose, 2,000 mm		<b>3CA10-2003</b>	Interface cable to connect soldering stations with interface
	<b>OCA10-9006</b>	Nozzle coupling Omniflex (only with extraction arms Omniflex and extraction nozzles 5001/5004)		<b>3CA10-2004</b>	Standby switch



	Order no.	Description		Order no.	Description
	<b>OCA10-5001*</b>	Extraction nozzle, metallic, antistatic, 60 mm ø		<b>OCA10-9004</b>	Appliance coupling
	<b>OCA10-5002</b>	Extraction nozzle, round, ø 118 mm, antistatic		<b>3CA10-9008</b>	Cover lid for EA 2
	<b>OCA10-5003</b>	Extraction nozzle, rectangular, 155 mm x 90 mm, antistatic		<b>OCA10-4005</b>	Table duct Omniflex incl. OCA10-2002
	<b>OCA10-5004*</b>	Extraction nozzle Plus, 230 mm x 85 mm, transparent		<b>291405</b>	Table duct with extraction arm Omniflex, 600 mm, incl. OCA10-2002
	<b>OCA10-5005*</b>	Extraction nozzle, plastic antistatic, 60 mm ø		<b>290763</b>	Table duct with extraction arm Highflex, 500 mm, incl. OCA10-2002

\*In combination with an Omniflex arm, nozzle coupling Omniflex OCA10-9006 is required.

# ACCESSORIES AND PROCESS MATERIALS.



GLOBAL. AHEAD. SUSTAINABLE.

# INFRARED HEATING PLATES

## IRHP 200 and IRHP 100 A


The Erska **IRHP 200** is a compact and ergonomically designed heating plate to preheat all SMD components as well as assemblies and substrates during the hand soldering process. It can also be used to reflow solder one-sided SMD boards and for reballing BGAs.

The IR emitters' even heat distribution ensures non-contact, gentle heating of the assembly. Thus the IRHP 200 is perfectly suited for lead-free applications.

The control station can be placed independently from the heating plate on the workbench in an ergonomically favorable way.



*Electronically temperature-controlled infrared rework heating plate IRHP 200 with integrated thermocouple, incl. control station ORA4500D*



*Infrared rework heating plate IRHP 100, controlled in 6 stages via the optional i-CON 1C control station*

The Erska **IRHP 100 A** infrared heating plate offers bottom-side PCB preheating for hand soldering, desoldering and touch-up applications. The safe and powerful wavelength IR heating technology offers a tremendous benefit to today's workbench.

Working temperatures of the soldering tools can be greatly reduced. Lower tip temperatures decrease the risk of PCB damage while at the same time greatly increasing tip lifetime. The heating plate is controlled by either the i-CON 1C or the i-CON 2C.

### Order information:

Order no.	US-Version 115 V	Description	Heated area (L x B)	Dimensions (L x B x H)	Rating/ Voltage	Weight*
<b>OIRHP200</b>		IRHP 200 infrared rework heating plate with control station ORA4500D	260 x 135 mm	300 x 250 x 90 mm	max. 800 W/ 230 V~, 50 – 60 Hz	approx. 4 kg
<b>OIRHP100A-03</b>	<b>OIRHP100A-04</b>	IRHP 100 A infrared rework heating plate	125 x 125 mm	200 x 260 x 53.5 mm	250 W (Stufe 6) 230 V~(115 V~), 50 – 60 Hz	approx. 2.6 kg

\*without cable

# SOLDER BATHS



Solder bath T 04



Solder bath T 07



Solder bath T 11



Solder bath T 50 S



Ersa solder baths are electrically heated melting pots for solders. The high-capacity ceramic heating elements are exchangeable and mounted on the pot. They are thermally insulated from the external sheet metal housing.

The **T 02**, **T 03**, **T 04**, **T 05**, **T 06** and **T 07** solder baths can be switched to half-power operation. Thanks to the high temperature of approximately 600 °C the T 02 and T 07 baths are especially suitable for tin plating enameled copper wires.

All solder baths are supplied with a 1.5 m connecting cable. To enhance solder quality as well as to reduce oxide formation, and for energy-saving reasons, we recommend the RA 4500 D temperature regulator together with one of the temperature sensors mentioned below.

The **T 50 S / T 10 S** mini solder baths are primarily used for tin-plating stranded wire braids, connecting leads and cable lugs. The heat-resistant special color (order no. 4HMFARBE1) can be applied to the crucible as a protection against corrosion and wetting.



Temperature regulator

## Order information:

Order no.	US-Version 115 V	Description	Rating/ Voltage	Temperature	Dimensions in mm (L x W x D)	Capacity	Weight	Heating elements
OT55		Solder bath T 50 S	65 W/230 V	300 °C	28 x 20 x 13	approx. 40 g	370 g	1 pc. 0051T001
OT56	1T5600A068	Solder bath T 10 S	130 W/230 V	340 °C	60 x 30 x 25	approx. 185 g	615 g	1 pc. 0151B0
OT02		Solder bath T 02	240 W/230 V	600 °C	25 Ø; 47 D	approx. 125 g	1,200 g	1 pc. 0241T0
OT03		Solder bath T 03 <sup>2</sup>	360 W/230 V	430 °C	100 x 30/15 <sup>1</sup> x 55	approx. 1,000 g	2,300 g	2 pcs. 05X100
OT04		Solder bath T 04	400 W/230 V	410 °C	52 x 52 x 84	approx. 1,900 g	3,900 g	4 pcs. 05X100A1
OT05		Solder bath T 05	500 W/230 V	440 °C	86 x 68/20 <sup>1</sup> x 90	approx. 2,850 g	3,400 g	2 pcs. 08X800
OT06		Solder bath T 06	1000 W/230 V	560 °C	120 x 80 x 60	approx. 4,800 g	5,200 g	6 pcs. 05X100P2
OT07		Solder bath T 07	1200 W/230 V	600 °C	90 x 90 x 100	approx. 6,400 g	5,500 g	4 pcs. 08X800A5
OT11		Solder bath T 11	1600 W/230 V	450 °C	300 x 60 x 50	approx. 7,500 g	8,000 g	8 pcs. 05X100A3

<sup>1</sup>Tapered solder pot. <sup>2</sup>VDE tested, all other solder baths are produced according to VDE standards.



# TEMPERATURE REGULATOR

## RA 4500 D

The **RA 4500 D** temperature regulator can be operated with various solder baths. The solder baths can be connected to the regulator through simple plug connectors. With its five operating programs, the RA 4500 D's easy program selection allows the user to change quickly between different solder baths.

The station can also be used for simple temperature measurements (Pr5) by

means of the temperature sensor (option). Its wide variety of features and great control precision (especially with Erska solder baths) makes the RA 4500 D especially suitable for production processes with high quality requirements.



RA 4500 D with optionally available temperature sensor F008

### Order information:

Order no.	Description	Connected load / voltage	Tolerance	Temperature range	Switch
<b>ORA4500D</b>	Temperature regulator RA 4500 D	3000 W/230 V, 50 – 60 Hz	max. ±2 %	50 – 600 °C	2-position with P-characteristics
<b>OF007</b>	Temperature sensor, 8 mm ø				
<b>OF008</b>	Longlife temperature sensor, 3 mm ø				

# TEMPERATURE MEASURING DEVICE

## DTM 100

In certified businesses and from a quality standpoint, regular checks of the soldering tip temperature are obligatory. Erska soldering stations are extremely temperature-stable over their entire service life.

Possible differences between the set and actual value due to differences in tips or to slight heating element tolerances in the RESISTRONIC control system can be easily ascertained with the **DTM 100**

Also available with calibration certificate

temperature measuring device and corrected easily and fast on nearly all Erska soldering stations.

The measurement is conducted by cleaning the heated soldering tip and wetting it with new solder. The soldering tip is then put on the sensor wires. As soon as the display has stabilized the temperature is determined.



The DTM 100 is equipped with a patented sensor unit (K-type) with sensor wires made of chromel and alumel. It provides exact temperatures of even finest soldering tips.

### Order information:

Order no.	Description	Measuring range	Operating temperature	Power supply	Dimensions without sensor unit	Weight
<b>ODTM100</b>	DTM 100 temperature measuring device, packed in a plastic case	-50 – 1.150 °C	0 – 45 °C	9 V flat battery 6F22	100 x 60 x 26 mm	approx. 134 g
<b>ODTM100P</b>	DTM 100 temperature measuring device with calibration certificate, packed in a plastic case	-50 – 1.150 °C	0 – 45 °C	9 V flat battery 6F22	100 x 60 x 26 mm	approx. 134 g

# DESOLDERING DEVICES

## VAC X and SOLDAPULLT AS 196



VAC X desoldering device

The **VAC X** desoldering device is distinguished by its high suction power and low-recoil desoldering. The antistatic design allows desoldering work on electrostatically endangered assemblies. Due to the long and

slim desoldering tips, the VAC X can also be used on densely populated PCBs.



SOLDAPULLT AS 196 desoldering device

The **SOLDAPULLT AS 196** model is distinguished by extremely good recoil damping and has proven its merit many times over in industry. The dual seal ring system guarantees constant suction power on a high level.

### Order information:

Order no.	Description	Desoldering tips	Suction capacity
0VACX	VAC X antistatic desoldering device	0VACX2 (2 pcs.)	11.3 cm <sup>3</sup>
0AS196	SOLDAPULLT AS 196 antistatic desoldering device	0LS197	34 cm <sup>3</sup>

# VACUUM PIPETTE

## SVP 100

The **SVP 100** vacuum pipette can be used to handle nearly all components, except MELFs and MINI-MELFs. This tool consists of a nickel-plated aluminum handle, sealed at the rear end by a plug.



Vacuum pipette SVP 100

When opened, replacement tips and suction cups can be stored here.

### Order information:

Order no.	Description	Length	ø Housing diameter	ø Cup diameters	Weight
0SVP100	SVP 100 vacuum pipette, complete, with bent tip 0SVP12K and 3 silicone cups 0SVP13A	150 mm	14 mm	4 mm, 6 mm, 9 mm	60 g

# TIP EXCHANGER

## 3ZT00164

For changing all internally heated soldering and desoldering tips as well as hot-air nozzles, we recommend tip exchanger **3ZT00164** with flat nose pliers and side cutter. These special pliers allow tips to be replaced safely and protectively, even when hot.

### Order information:

Order no.	Description
3ZT00164	Tip exchanger



# STACKING RACKS

## STR 100 and STR 200

The Ersa **STR 100** stacking rack can be used for combining two soldering stations, e.g. the DIG 2000 A electronic station with the vacuum unit in a practical and space-saving way.

The Ersa **STR 200** stacking rack can be used for combining two i-CON soldering stations or one i-CON station with any other Erska soldering station.



*Stacking racks for a well-organized workplace (delivery without soldering stations)*

STR 100

STR 200

### Order information:

Order no.	Description
<b>OSTR100</b>	STR 100 stacking rack to arrange soldering stations (except i-CON) in a safe and space-saving way on the workbench
<b>OSTR200</b>	STR 200 stacking rack to arrange the Erska i-CON soldering stations in a safe and space-saving way on the workbench

# SOLDER WIRE DISPENSER

## SR 100

The Erska **SR 100** Solder wire dispenser is extremely durable and can accept solder wire reels of up to 1,000 g.

Optimal unwinding of different reels is ensured by a conical centering nut.

The flexibly mounted solder wire guide is suitable for all current solder wire diameters and allows unwinding in the desired direction without having to change the location of the SR 100.

Available as an accessory and easily retrofitted, the Erska SR 101 kit allows simultaneous use of a second spool.



*Solder wire dispenser (delivery without solder wire)*



*Retrofit kit for a second solder wire spool, optionally available (delivery without solder wire and SR 100)*

### Order information:

Order no.	Description	Solder wire spools	Spool receiver diameter
<b>OSR100</b>	SR 100 solder wire dispenser for one spool	250 g, 500 g, 1,000 g	14 mm
<b>OSR101</b>	Retrofit kit SR 101 for a 2nd spool	250 g, 500 g, 1,000 g	14 mm

# TOOL HOLDERS AND CLEANING SPONGES

Soldering and desoldering devices are heating devices and, depending on the application, can attain high temperatures during operation. This equipment must never be operated without supervision;

during longer interruptions of work they should be switched off and always be stored in suitable tool holders.

Most of the **Ersa tool holders** are made

of metal or heat-resistant duroplastic, and most are antistatic. Most holders have a viscose or dry sponge for tip cleaning, as well as options for conveniently resting and storing soldering and desoldering tips.

## TOOL HOLDERS & CLEANING SPONGES

Order no.	Description	Order no.	Description
 <b>0A04</b>	Tool holder for soldering irons from 50 W – 150 W output; ISOTYP and 0185PZ soldering irons	 <b>0A55</b>	Tool holder for i-TOOL AIR S hot air iron
 <b>0A05</b>	Tool holder for medium-sized and small soldering irons	 <b>0A56</b>	Tool holder for X-TOOL VARIO desoldering iron
 <b>0A08MSET</b>	Dry sponge 0008M with container for dry cleaning of soldering tips (especially for lead-free)	 <b>0A57</b>	Tool holder for i-TOOL HP soldering iron
 <b>0A17</b>	Tool holder for soldering irons from 200 W to 550 W	 <b>0A58</b>	Tool holder for i-TOOL TRACE soldering iron
 <b>0A18</b>	Tool holder for soldering irons of the MULTI-TIP series; TIP 260 soldering iron	 <b>3N194/SB</b>	Rubber support disk for MULTI-TIP, MULTI-PRO, Ersa 30 S soldering irons
 <b>0A39</b>	Tool holder for RT 80 soldering iron	 <b>0SH03</b>	SMS soldering and desoldering tip holder for soldering and desoldering tips of the series 212, 422 und 452
 <b>0A42</b>	Tool holder for TIP TOOL, POWER TOOL, ERGO TOOL, MICRO TOOL and TECH TOOL soldering irons	 <b>0G156</b>	Sponge container G156 for INDEPENDENT 75 and INDEPENDENT 130 gas soldering irons
 <b>0A43</b>	Tool holder for CHIP TOOL	 <b>0003B/SB</b>	Viscose sponge, blue, 55 x 55 mm, for tool holders 0A09, 10, 13, 16, 24, 25, 28, 29, 30, 34, 35, 36, 39, 41 – 45, 48
 <b>0A45</b>	Universal holder for 832 tip series (C8 – C18, MD, QD, ZD models), solder wire feed unit and solder fume extraction	 <b>0004G/SB</b>	Viscose sponge, 34 x 65 mm for tool holders 0A05, 0A21 and 0A26
 <b>0A52</b>	Tool holder for i-TOOL, i-TOOL NANO soldering irons	 <b>0006G/SB</b>	Sponge, ø 36 mm for sponge container 0G156 for INDEPENDENT 75 and INDEPENDENT 130 gas soldering irons
 <b>0A53</b>	Tool holder for i-TOOL PICO soldering irons	 <b>0008M/10</b>	Dry sponge for dry sponge holder 0A08MSET
 <b>0A54</b>	Tool holder for CHIP TOOL VARIO desoldering tweezers		

# TIP HOLDER

## SMD 8015



SH 03 - tip holder, unequipped



SMD 8015 - tip holder OSH11 with adapter

The tip holder **SMD 8015** is equipped with the latest soldering tips or desoldering tip pairs, in particular for SMD technology.

Tips can be stored neatly arranged in a space-saving way for quick access.

All soldering tips and desoldering tip pairs are manufactured according to the ERSA-DUR process. They have excellent thermal conductance and a long service life.


### Order information:

Order no.	Description	Equipped with ERSA-DUR soldering tips	Equipped with ERSA-DUR desoldering tips
OSH03	Tip holder SH 03, unequipped	none	none
OSMD8015	Tip holder SMD 8015, complete	0102PDLF04, ...PDLF10, ...CDLF24, ...WDLF23, ...ADLF40, ...SDLF06L and tip fastener 3IT1045-00 (green version) for i-TOOL, complete	0742ED0819H, ...1023H, ...1225H, 0462SDLF002 and 0462CDLF018, 0472BR, ...CR, ...DR and ...ER

# SPECIAL TOOLS

## ERSA 185 PZ

The Ersas **185 PZ** plastics welding device can be used to cut, weld and seal thermoplastic foil, fabric and sealing sections. In cutting plastic cords, the Ersas **185 PZ** simultaneously welds the ends, to prevent untwisting.



### Order information:

Order no.	US-Version 115 V	Description	with welding blade	Rating/voltage	Heating time	Temperature range	Weight*
0185PZ	1185PZA068	Ersa 185 PZ plastics welding device	0182PZ004	150 W/230 V	approx. 5 min	approx. 370 °C	370 g

\*without cable

# SOLDER BARS

Ersa **solder bars**, like solder wire, is recovered from initial melt solder. It is primarily used for filling solder baths. For easier melting, it can be supplied as required in 50 mm sections. In combination with soldering irons of greater power and with suitable flux, solder bar is also used for soldering cable lugs of larger cross-sections and in sheet metal work.



Lead-free  
Bleifrei  
SAFE ersa

High-quality solder bars recovered from initial melt solder to refill solder baths.

## Order information:

Order no.	Alloy	Melting temperature	Delivered in
4LOT230GAG3.5CU0.7	Sn95.8Ag3.5Cu0.7	217 – 218 °C	Bars of approx. 230 g
4LOT230G64B	Sn64Pb36	183 °C	Bars of approx. 230 g

# SOLDER WIRE

Ersa **solder wire** consists exclusively of high-quality raw materials. Manufactured on state-of-the-art machines, the wire meets all quality requirements. It is manufactured in different dimensions and with different alloys, to meet all practical requirements. Different types of "flux cores" allow individual adaptation to all soldering needs, especially in electronics and the electronic industry.

Please refer to the Ersa price list or to [www.ersa.com](http://www.ersa.com) for a detailed list including wire diameters, further information and order numbers.



Lead-free  
Bleifrei  
SAFE ersa

Available in different alloys and drum sizes in order to meet various fields of application.

## Order information:

Solder alloy according to DIN EN 29453	Flux according to DIN EN ... % flux share	Melting temperature
Sn96.5Ag3.0Cu0.5	29453, J-STD-004A/EN61190-1-1: ROLO, halogen-free, 3.5 %	217 °C
Sn96.5Ag3.0Cu0.5	29453, J-STD-004A/EN61190-1-1: RELO, halogen-free, 1.6 %	217 °C – 219 °C
Low-residue, halogen-free No-Clean solder wire. Especially adapted to the requirements in electronic production. The flux stands out by high temperature resistance, and it does not spray while melting. The light, solid flux residues are neither corrosive nor electrically conductive. Consequently it is not necessary to remove them from the solder joint.		
Sn60Pb40	29453, J-STD-004A/EN61190-1-1: ROM1, 2.2 %	183 °C – 190 °C
Sn60Pb40	29453, J-STD-004A/ EN61190-1-1: RELO, 1.4 %	183 °C – 190 °C
Sn63Pb37	29453, J-STD-004A/EN61190-1-1: ROLO, halogen-free, 0.9 %	183 °C

Subject to changes

# DESOLDERING WICKS

Ersa **desoldering wicks** are saturated with halogen-free No-Clean flux. They are suitable for protectively removing excess solder and old solder, especially from boards carrying SMD components. A fine

copper fabric with high capillary power ensures optimal desoldering results. The additional use of a flux cream may be appropriate under certain circumstances.



## Order information:

Order no.	Description	Package size*
<b>0WICKNC1.5/10</b>	No-Clean wicks, length 1.5 m, width 1.5 mm	10 pcs.
<b>0WICKNC2.2/10</b>	No-Clean wicks, length 1.5 m, width 2.2 mm	10 pcs.
<b>0WICKNC2.7/10</b>	No-Clean wicks, length 1.5 m, width 2.7 mm	10 pcs.
<b>0WICKNC4.9/10</b>	No-Clean wicks, length 1.5 m, width 4.9 mm	10 pcs.

\*single-piece package.also available

# FLUX AND FLUX REMOVERS



Ersa No-Clean flux creams available in different quantities



FLUX-REMOVER



FLUX-PEN

Ersa **No-Clean flux and flux cream** have proven their merit especially in all repair processes in SMD technology. Like all Ersa consumables, they meet the appli-

cable standards and quality requirements. They can easily and precisely be applied by means of the FLUX-PEN or cartridge, supplied with plunger and needle.

Excess residue is removed, if necessary, by means of the FLUX-REMOVER with the aid of absorbent, non-pulping paper towels or specially offered ESD-safe products.

## Order information:

Order no.	Description	Quantities	Danger sign
<b>0FMKANC32-005</b>	No-Clean flux cream, EN 29454/1.1.3 C	5 ml cartridge	05; 07
<b>0FMKANC32-200</b>	No-Clean flux cream, EN 29454/1.1.3 C	200 ml can	05; 07
<b>4FMJF8300-005</b>	Flux gel 8300 for rework, EN 29454-1/1.2.3 C (F-SW33), resinous, halogen-free, low residues	5 ml cartridge	07
<b>4FMJF8300-030</b>	Flux gel 8300 for rework, EN 29454-1/1.2.3 C (F-SW33), resinous, halogen-free, low residues	30 ml cartridge	07
<b>0FMPEN</b>	FLUX-PEN without flux		
<b>4FMJF8001-PEN</b>	FLUX-PEN with IF 8001 flux, EN 29454/2.2.3 A (F-SW 34/DIN 8511)	7 ml	02; 08
<b>0FMIF8001-001</b>	IF 8001 flux, EN 29454/2.2.3 A	100 ml	02; 08
<b>4FMJF6000-PEN</b>	FLUX-PEN with IF 6000 flux, for lead-free rework, EN 29454/1.1.3 A, solid 7.5 %	7 ml	02; 07
<b>0FMIF6000-001</b>	IF 6000 flux for lead-free rework, EN 29454/1.1.3.A (F-SW 32), resinous, halogen-free, long activation time, low residues, solid 7.5 %	100 ml	02; 07
<b>0FMIF2005-002</b>	IF 2005 M low-solid No-Clean flux EN 29454/2.2.3 A	200 ml sprayer	02; 07; 08
<b>0FR400</b>	FLUX-REMOVER (0FR400), with brush 0FR202 and protective cap 0FR203	400 ml cartridge	02; 07; 09



# SOLDERING AND DESOLDERING TIPS.



GLOBAL. AHEAD. SUSTAINABLE.

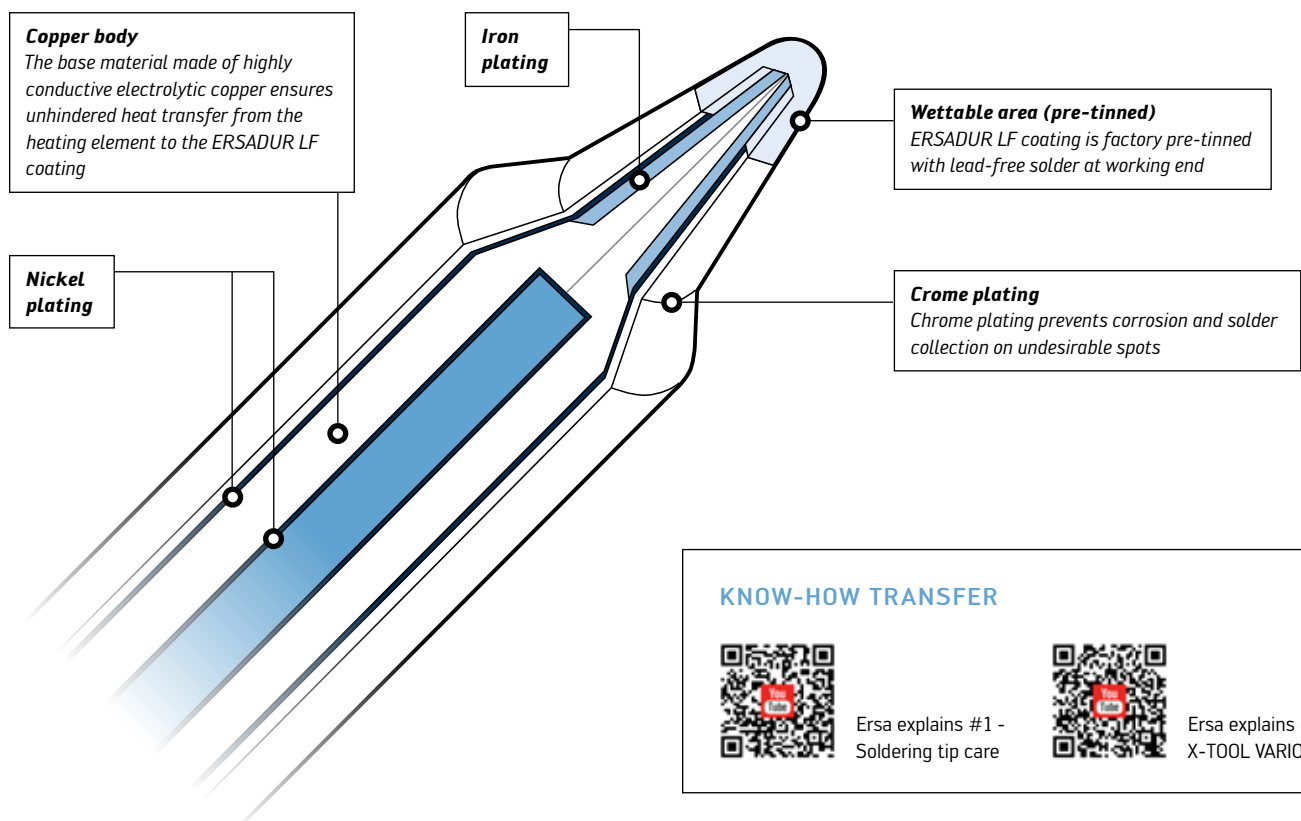




# ERSADUR LONGLIFE SOLDERING TIPS

The soldering tip is the “heart” of the soldering iron. Its job is to transfer the heat from the heating element via the solder to the solder joint. Depending on the soldering iron and the application, different types of tips are available. Prerequisites for good solder joints are a correct tip shape, perfect heat transfer, an excellent condition of the tip and a reliable stability. In addition, the soldering tip also has to convey the necessary amount of sensitivity back to the operator.

ERSADUR longlife tips are designed for continuous operation and for high-quality results. They are galvanically plated with an iron coating and protected against corrosion and oxidation by an additional chrome layer. This manufacturing process was developed and is used exclusively by Ersa. The ERSADUR tips' perfect thermal conductivity protects the heating element from overheating and premature wear. Ersa offers a comprehensive range of soldering and desoldering tips for the diverse requirements.



## KNOW-HOW TRANSFER



Ersa explains #1 -  
Soldering tip care



Ersa explains #2 -  
X-TOOL VARIO

# PROFESSIONAL TIP CARE

for optimal soldering quality and a long tip life

In the field of hand soldering a long tip lifetime with continuously good soldering results is essential for the users. Oxidized soldering tips can only slowly melt the solder, which decreases productivity.

A soldering tip needs care in order to ensure an efficient process.

Dry cleaning of soldering tips offers substantial advantages. The tips are not cooled abruptly and contaminated tips resulting from dirty sponges are avoided. Due to the slightly abrasive properties of the special wire mesh, passive layers that accumulated on the tip can easily be removed. Tip life is thus increased considerably in lead-free hand soldering.

## Dry cleaning with metal wool



340 – 360 °C for lead-free solder



Remove dirty metal wool and empty the solder collecting box




Just stick soldering tip into dry cleaner and turn




Add new solder after cleaning


## Cleaning with damp sponge



Sponge (0003B) must be damp



Carefully wipe off tip



DAMP – NOT WET!



Immediately add new solder

## PRODUCTS FOR TIP CARE



### Ersa Dry Sponge

The Ersa Dry Sponge (order no. 0008M) is an alternative to the wet sponge and can be beneficial, especially in lead-free soldering.



### Service tool for X-TOOL VARIO

Service tool for tip exchange and cleaning of the X-TOOL VARIO desoldering iron (order no. E074600).



### Cleaning kit for tip series 742H (X-TOOL VARIO)

The cleaning kit includes the fitting drill bits for the tips of the 742H series to remove residues in the suction channel of the tip (order no. E074700).



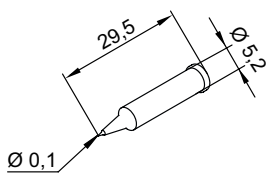
### Cleaning brush

Brush with brass bristles for gentle tip cleaning (order no. 3ZT00051). It can also be used to clean heating elements.

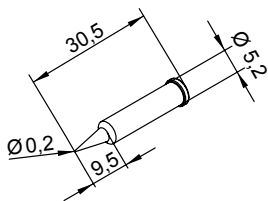
# SERIES 102 ERSADUR LONGLIFE SOLDERING TIPS

■ All i-CON stations with i-TOOL, i-TOOL NANO or i-TOOL PICO soldering iron

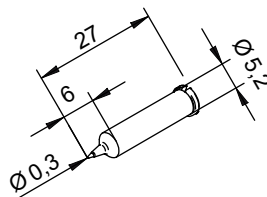
**0102PDLF01/SB**  
pencil point, recessed, 0.1 mm  $\varnothing$



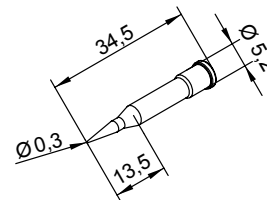
**0102PDLF02/SB**  
pencil point, 0.2 mm  $\varnothing$



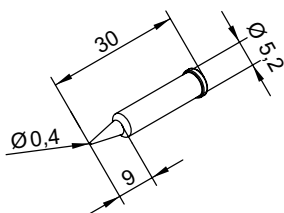
**0102PDLF03/SB**  
pencil point, recessed, 0.3 mm  $\varnothing$



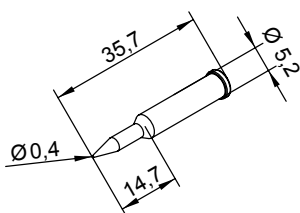
**0102PDLF03L/SB**  
pencil point, extended, 0.3 mm  $\varnothing$



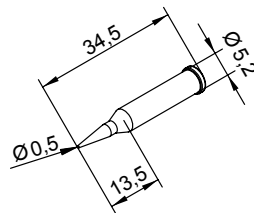
**0102PDLF04/SB**  
pencil point, 0.4 mm  $\varnothing$



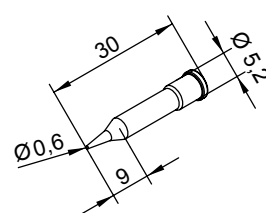
**0102PDLF04L/SB**  
pencil point, extended, 0.4 mm  $\varnothing$



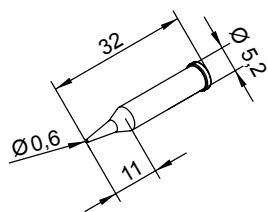
**0102PDLF05L/SB**  
pencil point, extended, 0.5 mm  $\varnothing$



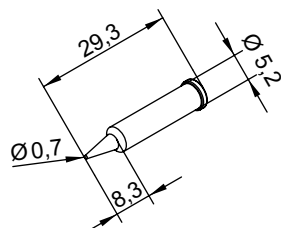
**0102PDLF06/SB**  
pencil point, extended, 0.6 mm  $\varnothing$



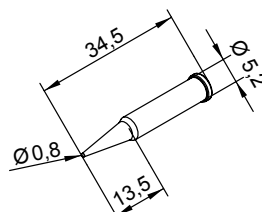
**0102PDLF06L/SB**  
pencil point, extended, 0.6 mm  $\varnothing$



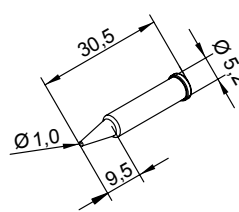
**0102PDLF07/SB**  
pencil point, 0.7 mm  $\varnothing$



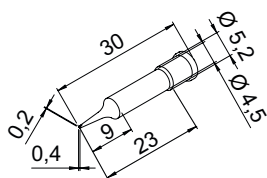
**0102PDLF08L/SB**  
pencil point, extended, 0.8 mm  $\varnothing$



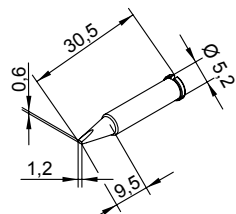
**0102PDLF10/SB**  
pencil point, 1.0 mm  $\varnothing$



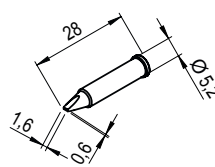
**0102CDLF04/SB**  
chisel-shaped, 0.4 mm



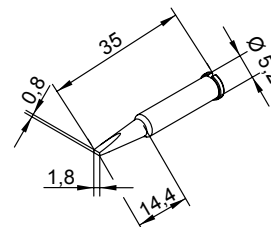
**0102CDLF12/SB**  
chisel-shaped, 1.2 mm



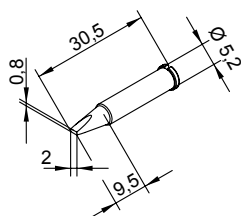
**0102CDLF16/SB**  
chisel-shaped, 1.6 mm



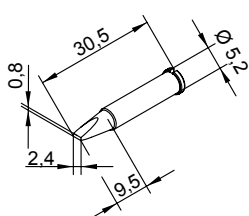
**0102CDLF18L/SB**  
chisel-shaped, extended, 1.8 mm



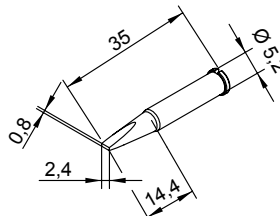
**0102CDLF20/SB**  
chisel-shaped, 2.0 mm



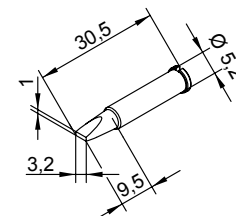
**0102CDLF24/SB**  
chisel-shaped, 2.4 mm



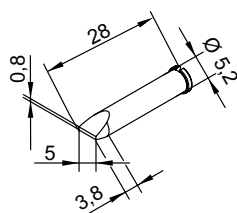
**0102CDLF24L/SB**  
chisel-shaped, 2.4 mm



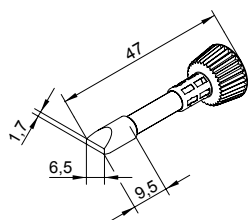
**0102CDLF32/SB**  
chisel-shaped, 3.2 mm



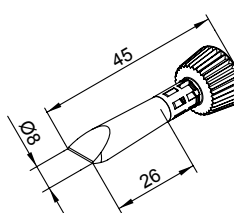
**0102CDLF50/SB**  
chisel-shaped, 5.0 mm



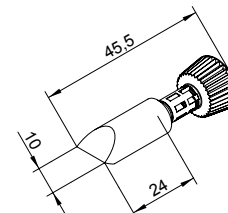
**0102CDLF65/SB**  
chisel-shaped, 6.5 mm



**0102CDLF080C/SB**  
chisel-shaped, conical, 8.0 mm



**0102CDLF100/SB**  
chisel-shaped, 10.0 mm

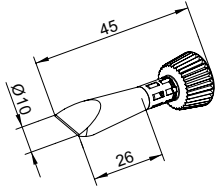


Dimensions without pre-tinning

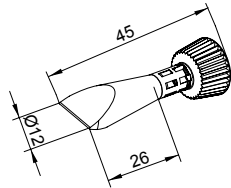
# SERIES 102 ERSADUR LONGLIFE SOLDERING TIPS

■ All i-CON stations with i-TOOL, i-TOOL NANO or i-TOOL PICO soldering iron

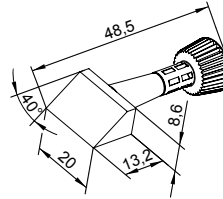
**0102CDLF100C/SB**  
chisel-shaped, conical, 10.0 mm



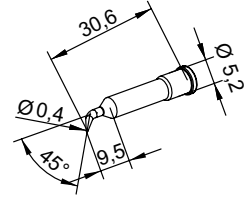
**0102CDLF120C/SB**  
chisel-shaped, conical, 12.0 mm



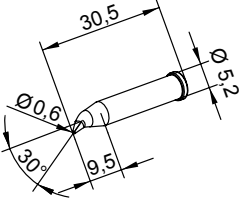
**0102CDLF200/SB**  
angled face, 20.0 mm



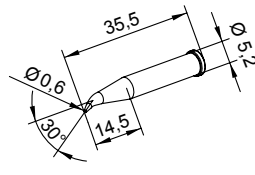
**0102SDLF04/SB**  
pencil point, bent, 0.4 mm  $\phi$



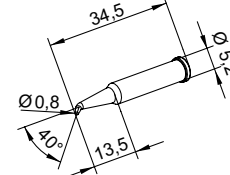
**0102SDLF06/SB**  
pencil point, bent, 0.6 mm  $\phi$



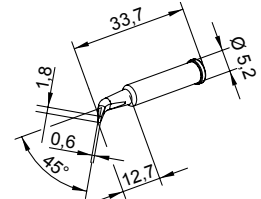
**0102SDLF06L/SB**  
pencil point, bent, extended, 0.6 mm  $\phi$



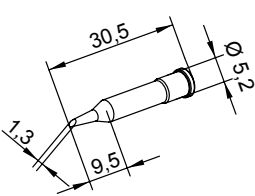
**0102SDLF08L/SB**  
pencil point, bent, extended, 0.8 mm  $\phi$



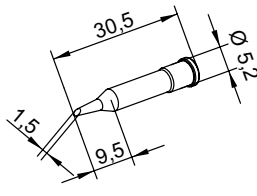
**0102SDLF18/SB**  
chisel-shaped, bent, 1.8 mm  $\phi$



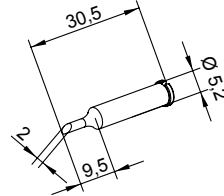
**0102ADLF13/SB**  
angled face, 1.3 mm  $\phi$



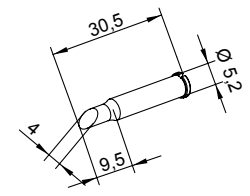
**0102ADLF15/SB**  
angled face, 1.5 mm  $\phi$



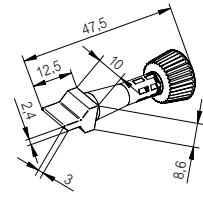
**0102ADLF20/SB**  
angled face, 2.0 mm  $\phi$



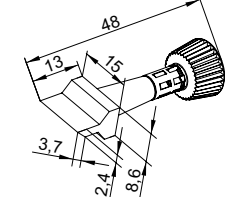
**0102ADLF40/SB**  
angled face, 4.0 mm  $\phi$



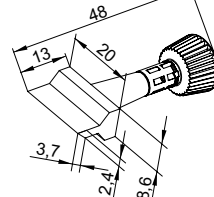
**0102ZDLF100/SB**  
WICK-TIP, 10.0 mm



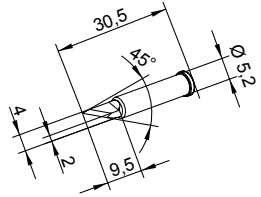
**0102ZDLF150/SB**  
WICK-TIP, 15.0 mm



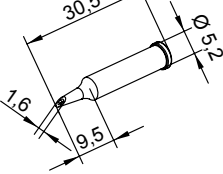
**0102ZDLF200/SB**  
WICK-TIP, 20.0 mm



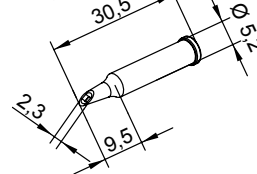
**0102BDLF20/SB**  
PLCC blade



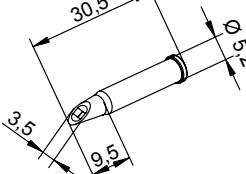
**0102WDLF16/SB**  
PowerWell with concave portion, 1.6 mm  $\phi$



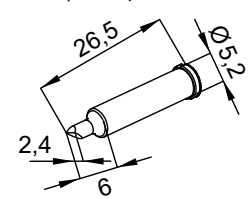
**0102WDLF23/SB**  
PowerWell with concave portion, 2.3 mm  $\phi$



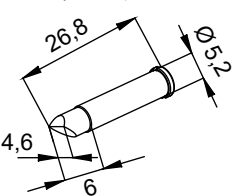
**0102WDLF35/SB**  
PowerWell with concave portion, 3.5 mm  $\phi$



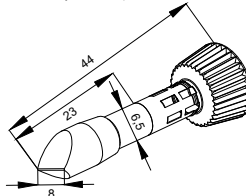
**0102CDLF24A/SB**  
chisel-shaped, asymmetric, 2.4 mm



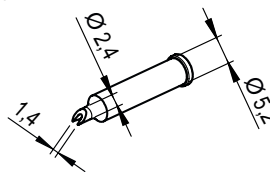
**0102CDLF46A/SB**  
chisel-shaped, asymmetric, 4.6 mm



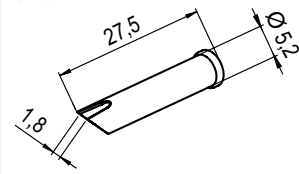
**0102CDLF80A/SB**  
chisel-shaped, asymmetric, 8.0 mm



**0102YDLF1224/SB**  
slotted, angled face, ID 1.2 mm, OD 2.4 mm



**0102YDLF1852**  
slotted, angled face, ID 1.8 mm, OD 5.2 mm



Dimensions without pre-tinning

# SERIES 142 ERSADUR LONGLIFE SOLDERING TIPS

■ i-CON TRACE with i-TOOL TRACE soldering iron



<p><b>0142PDLF01/SB</b> pencil point, recessed, 0.1 mm <math>\varnothing</math></p>	<p><b>0142PDLF03/SB</b> pencil point, recessed, 0.3 mm <math>\varnothing</math></p>	<p><b>0142PDLF03L/SB</b> pencil point, extended, 0.3 mm <math>\varnothing</math></p>	<p><b>0142PDLF05/SB</b> pencil point, 0.5 mm <math>\varnothing</math></p>
<p><b>0142PDLF08/SB</b> pencil point, 0.8 mm <math>\varnothing</math></p>	<p><b>0142PDLF08L/SB</b> pencil point, extended, 0.8 mm <math>\varnothing</math></p>	<p><b>0142PDLF10/SB</b> pencil point, 1.0 mm <math>\varnothing</math></p>	<p><b>0142CDLF04/SB</b> chisel-shaped, 0.4 mm</p>
<p><b>0142CDLF06/SB</b> chisel-shaped, 0.6 mm</p>	<p><b>0142CDLF08/SB</b> chisel-shaped, 0.8 mm</p>	<p><b>0142CDLF08A/SB</b> chisel-shaped, asymmetric, 0.8 mm</p>	<p><b>0142CDLF10/SB</b> chisel-shaped, 1.0 mm</p>
<p><b>0142CDLF12/SB</b> chisel-shaped, 1.2 mm</p>	<p><b>0142CDLF16/SB</b> chisel-shaped, 1.6 mm</p>	<p><b>0142CDLF16A/SB</b> chisel-shaped, asymmetric, 1.6 mm</p>	<p><b>0142CDLF18L/SB</b> chisel-shaped, extended, 1.8 mm</p>
<p><b>0142CDLF20/SB</b> chisel-shaped, 2.0 mm</p>	<p><b>0142CDLF24/SB</b> chisel-shaped, 2.4 mm</p>	<p><b>0142CDLF24A/SB</b> chisel-shaped, asymmetric, 2.4 mm</p>	<p><b>0142CDLF24L/SB</b> chisel-shaped, 2.4 mm</p>
<p><b>0142CDLF32/SB</b> chisel-shaped, 3.2 mm</p>	<p><b>0142CDLF46A/SB</b> chisel-shaped, asymmetric, 4.6 mm</p>	<p><b>0142CDLF50/SB</b> chisel-shaped, 5.0 mm</p>	<p><b>0142CDLF65/SB</b> chisel-shaped, 6.5 mm</p>
<p><b>0142CDLF080/SB</b> chisel-shaped, 8.0 mm</p>	<p><b>0142CDLF80A/SB</b> chisel-shaped, asymmetric, 4.6 mm</p>	<p><b>0142CDLF100/SB</b> chisel-shaped, 10.0 mm</p>	<p><b>0142CDLF120/SB</b> chisel-shaped, 12.0 mm</p>

Dimensions without pre-tinning

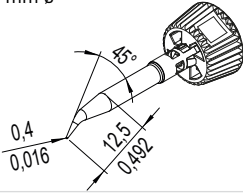
# SERIES 142 ERSADUR LONGLIFE SOLDERING TIPS

■ i-CON TRACE with i-TOOL TRACE soldering iron



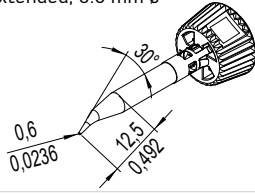
**0142SDLF04L/SB**

pencil point, bent, extended,  
0.4 mm  $\phi$



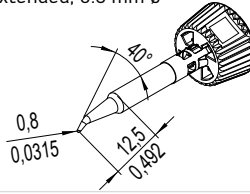
**0142SDLF06L/SB**

pencil point, bent,  
extended, 0.6 mm  $\phi$



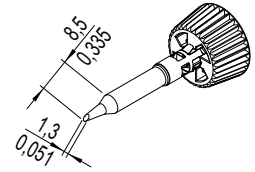
**0142SDLF08L/SB**

pencil point, bent,  
extended, 0.8 mm  $\phi$



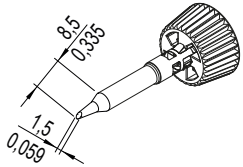
**0142ADLF13/SB**

angled face, 1.3 mm  $\phi$



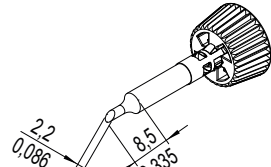
**0142ADLF15/SB**

angled face, 1.5 mm  $\phi$



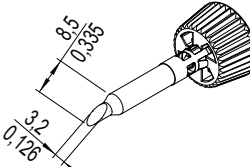
**0142ADLF22/SB**

angled face, 2.2 mm  $\phi$



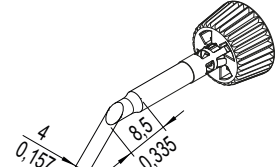
**0142ADLF32/SB**

angled face, 3.2 mm  $\phi$



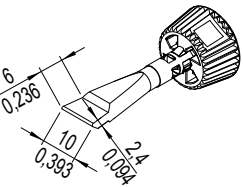
**0142ADLF40/SB**

angled face, 4.0 mm  $\phi$



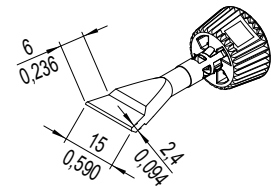
**0142ZDLF100/SB**

WICK-TIP, 10.0 mm



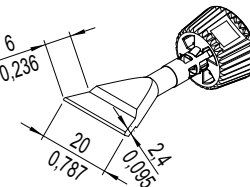
**0142ZDLF150/SB**

WICK-TIP, 15.0 mm



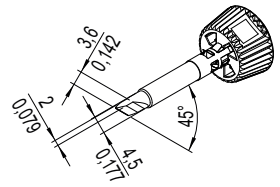
**0142ZDLF200/SB**

WICK-TIP, 20.0 mm



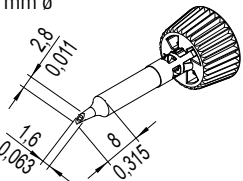
**0142BDLF20/SB**

PLCC blade



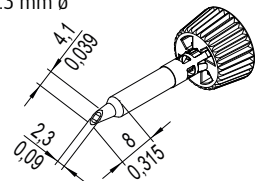
**0142WDLF16/SB**

PowerWell with concave portion,  
1.6 mm  $\phi$



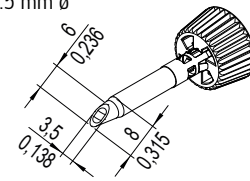
**0142WDLF23/SB**

PowerWell with concave portion,  
2.3 mm  $\phi$



**0142WDLF35/SB**

PowerWell with concave portion,  
3.5 mm  $\phi$



# SERIES 832, 842 & 852 ERSADUR LONGLIFE SOLDERING TIPS

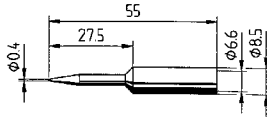
- ANALOG 60/60 A
- ANALOG 80/80 A
- DIGITAL 80 A

- DIGITAL 2000 A with POWER TOOL
- ELS 8000/M/D
- Ersa 15+ / 25+ / 35+

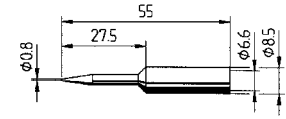
- MICRO-CON 60 iA with POWER TOOL
- MS 6000 / MS 8000/D
- MULTI-PRO/MULTI-SPRINT

- MULTI-TC/PTC 70
- RDS 80
- TWIN 80 A with ERGO TOOL

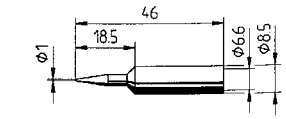
**0832UD/SB, 0832UDLF/SB**  
pencil point, extended, 0.4 mm  $\phi$



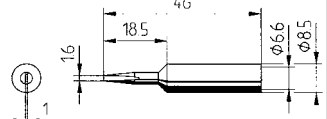
**0832SD/SB, 0832SDFL/SB**  
pencil point, extended, 0.8 mm  $\phi$



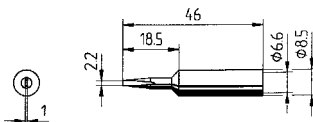
**0832BD/SB, 0832BDLF/SB**  
pencil point, 1.0 mm  $\phi$



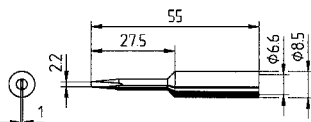
**0832YD/SB, 0832YDLF/SB**  
chisel-shaped, 1.6 mm



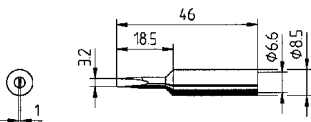
**0832CD/SB, 0832CDFL/SB**  
chisel-shaped, 2.2 mm



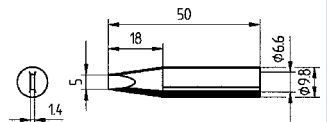
**0832KD/SB, 0832KDFL/SB**  
chisel-shaped, extended, 2.2 mm.



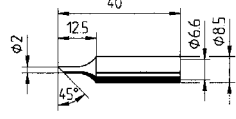
**0832ED/SB, 0832EDLF/SB**  
chisel-shaped, 3.2 mm



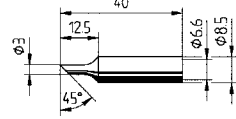
**0832VD/SB, 0832VDFL/SB**  
chisel-shaped, 5.0 mm



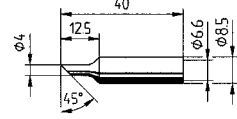
**0832FDLF/SB**  
angled face, 2.0 mm



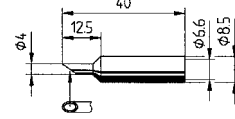
**0832TDLF/SB**  
angled face, 3.0 mm  $\phi$



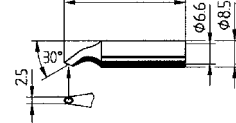
**0832NDFL/SB**  
angled face, 4.0 mm  $\phi$



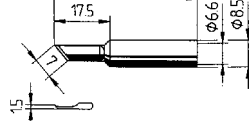
**0832PW/SB**  
PowerWell with concave portion



**0832HD/SB**  
SolderWell with concave portion bent



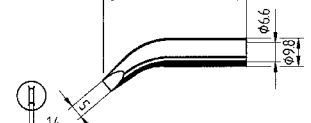
**0832AD/SB**  
PLCC blade, 1.5 mm



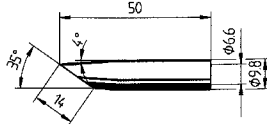
**0832WD/SB**  
chisel-shaped, bent, 2.5 mm



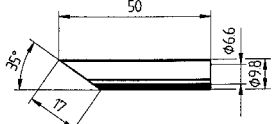
**0832RD/SB**  
chisel-shaped, bent, 5.0 mm



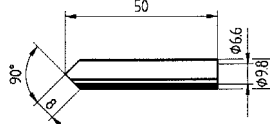
**0832GDLF/SB**  
angled face, 14 mm, 35°



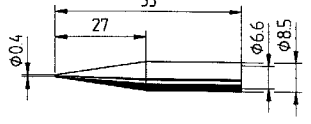
**0832LDFL/SB**  
angled face, 17 mm, 35°



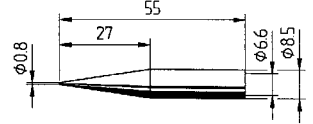
**0832MDLF/SB**  
angled face both sides, 8 mm



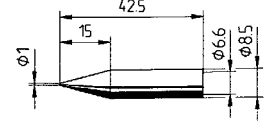
**0842UD/SB, 0842UDLF/SB**  
pencil point, extended, 0.4 mm  $\phi$



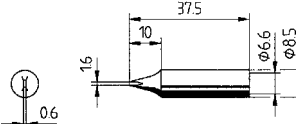
**0842SD/SB, 8042SDFL/SB**  
pencil point, 0.8 mm  $\phi$ , extended



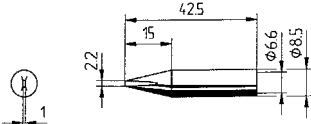
**0842BD/SB, 0842BDLF/SB**  
pencil point, 1.0 mm  $\phi$



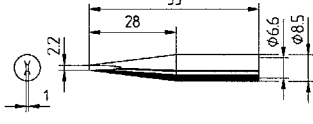
**0842YD/SB, 0842YDLF/SB**  
chisel-shaped, 1.6 mm



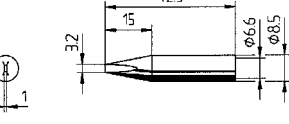
**0842CD/SB, 0842CDFL/SB**  
chisel-shaped, 2.2 mm



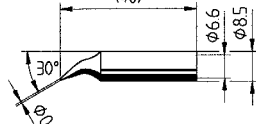
**0842KD/SB, 0842KDFL/SB**  
chisel-shaped, extended, 2.2 mm



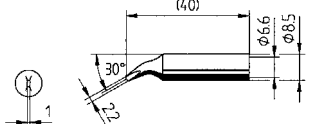
**0842ED/SB, 0842EDLF/SB**  
chisel-shaped, 3.2 mm



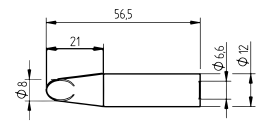
**0842ID/SB**  
pencil point, bent, 0.4 mm  $\phi$



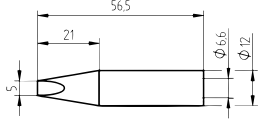
**0842JD/SB**  
chisel-shaped, bent, 2.2 mm



**0852GD/SB**  
angled face, 8.0 mm



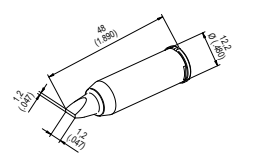
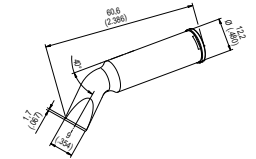
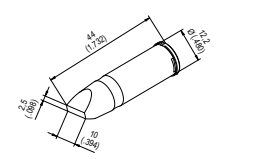
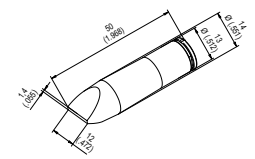
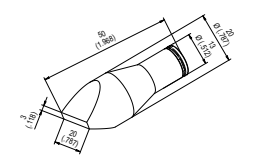
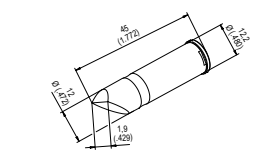
**0852VD/SB**  
chisel-shaped, 5.0 mm



Dimensions without pre-tinning

## SERIES 242 ERSADUR LONGLIFE SOLDERING TIPS

■ i-CON VARIO 2 and 4 with i-TOOL HP soldering iron

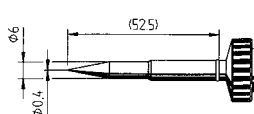
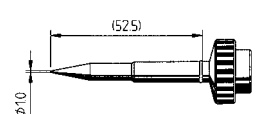
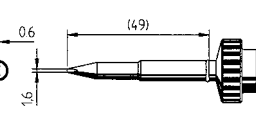
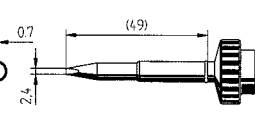
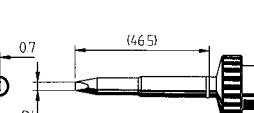
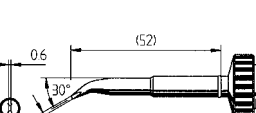
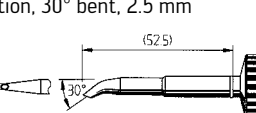
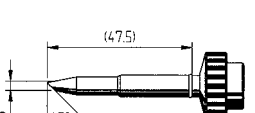
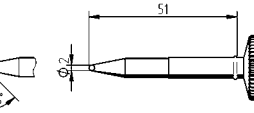
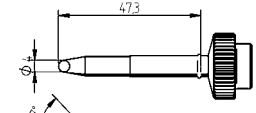
<p><b>0242CDLF50/SB</b> chisel-shaped, 5.0 mm</p> 	<p><b>0242SDLF90/SB</b> chisel-shaped, bent 40°, 9.0 mm</p> 	<p><b>0242CDLF100/SB</b> chisel-shaped, 10.0 mm</p> 	<p><b>0242CDLF120/SB</b> chisel-shaped, 12.0 mm</p> 
<p><b>0242CDLF200/SB</b> chisel-shaped, 20.0 mm</p> 	<p><b>0242CDLF109A/SB</b> chisel-shaped, asymmetric, 10.9 mm</p> 		

Dimensions without pre-tinning

## SERIES 612 ERSADUR LONGLIFE SOLDERING TIPS

■ CPS 60.10  
■ DIGITAL 60 A

■ DIGITAL 2000 A with TECH TOOL  
■ MICRO-CON 60 iA with TECH TOOL

<p><b>0612SDLF/SB</b> pencil point, 0.4 mm <math>\emptyset</math></p> 	<p><b>0612BDLF/SB</b> pencil point, 1.0 mm <math>\emptyset</math></p> 	<p><b>0612ADLF/SB</b> chisel-shaped, 1.6 mm</p> 	<p><b>0612KDLF/SB</b> chisel-shaped, 2.4 mm</p> 
<p><b>0612EDLF/SB</b> chisel-shaped, 3.2 mm <math>\emptyset</math></p> 	<p><b>0612JD/SB</b> chisel-shaped, bent 30°, 1.6 mm</p> 	<p><b>0612HD/SB</b> Ersa SolderWell with concave portion, 30° bent, 2.5 mm</p> 	<p><b>0612ND/SB</b> angled face, 45°, 3.0 mm</p> 
<p><b>0612FDLF/SB</b> angled face, 45°, 2.0 mm</p> 	<p><b>0612WDLF/SB</b> angled face, 45°, 4.0 mm</p> 		

Dimensions without pre-tinning

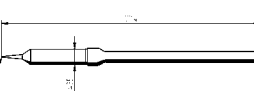
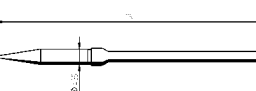
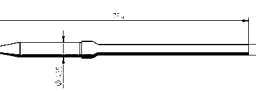
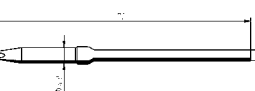
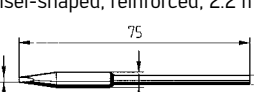
## SERIES 212 ERSADUR LONGLIFE SOLDERING TIPS

■ ANALOG 20 A  
■ DIGITAL 2000 A with MICRO TOOL

■ MICRO-CON 60 iA with MICRO TOOL  
■ REWORK 80

■ SMD 8000  
■ SMT UNIT 60 A/A5

■ TWIN 40 A/A5  
■ TWIN 80 A with MICRO TOOL

<p><b>0212SDLF/SB</b> pencil point, 0.2 mm <math>\emptyset</math></p> 	<p><b>0212BDLF/SB</b> pencil point, 0.4 mm <math>\emptyset</math></p> 	<p><b>0212CDLF/SB</b> chisel-shaped, 1.0 mm</p> 	<p><b>0212EDLF/SB</b> chisel-shaped, 1.8 mm</p> 
<p><b>0212FDLF/SB</b> chisel-shaped, reinforced, 2.2 mm</p> 			

Dimensions without pre-tinning

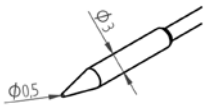


## SERIES 462 DESOLDERING TIPS

■ All i-CON stations with CHIP TOOL VARIO desoldering pincette

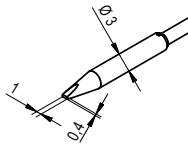
**0462PDLF005/SB**

pencil point, 0.5 mm  $\phi$



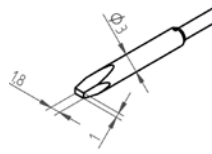
**0462CDLF010/SB**

chisel-shaped, 1.0 mm



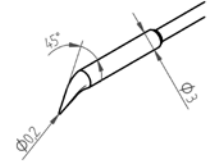
**0462CDLF018/SB**

chisel-shaped, 1.8 mm



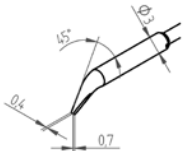
**0462SDLF002/SB**

pencil point, 0.2 mm  $\phi$ , bent



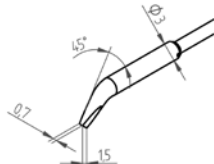
**0462MDLF007/SB**

chisel-shaped, bent, 0.7 mm



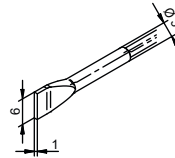
**0462MDLF015/SB**

chisel-shaped, bent, 1.5 mm



**0462FDLF060/SB**

desoldering tips, 6 mm



Dimensions without pre-tinning

## SERIES 722 ERSADUR DESOLDERING TIPS

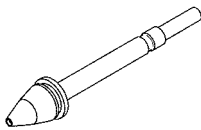
■ DIGITAL 2000 A with X-TOOL

■ X-TOOL KIT 1

■ All i-CON stations with X-TOOL

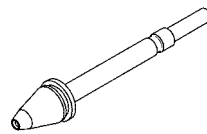
**0722ED0821/SB**

ID  $\phi$  0.8 mm, OD  $\phi$  2.1 mm




**0722ED1226/SB**

ID  $\phi$  1.2 mm, OD  $\phi$  2.6 mm



**0722ED1529/SB**

ID  $\phi$  1.5 mm, OD  $\phi$  2.9 mm



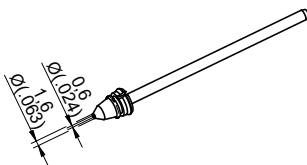
Dimensions without pre-tinning

## SERIES 742 DESOLDERING TIPS, ERSADUR, NICKEL-PLATED

■ All i-CON Stations with X-TOOL VARIO desoldering iron

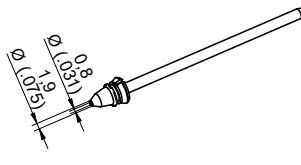
**0742ED0616H/SB**

ERSADUR desoldering tip, highly tin-plated



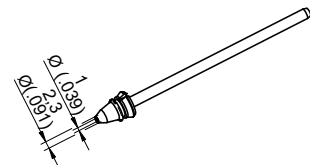
**0742ED0819H/SB**

ERSADUR desoldering tip, highly tin-plated



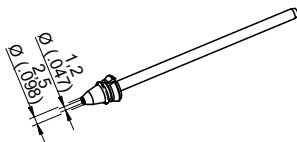
**0742ED1023H/SB**

ERSADUR desoldering tip, highly tin-plated



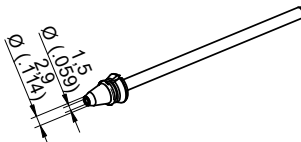
**0742ED1225H/SB**

ERSADUR desoldering tip, highly tin-plated



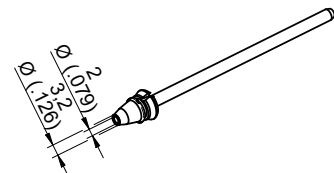
**0742ED1529H/SB**

ERSADUR desoldering tip, highly tin-plated



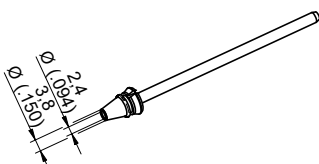
**0742ED2032H/SB**

ERSADUR desoldering tip, highly tin-plated



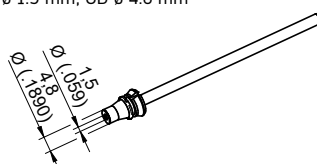
**0742ED2438H/SB**

ERSADUR desoldering tip, highly tin-plated



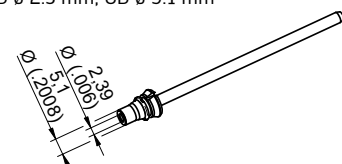
**0742ED1548H/SB**

ERSADUR desoldering tip, highly tin-plated  
ID  $\phi$  1.5 mm, OD  $\phi$  4.8 mm



**0742ED2351H/SB**

ERSADUR desoldering tip, highly tin-plated  
ID  $\phi$  2.3 mm, OD  $\phi$  5.1 mm



Dimensions without pre-tinning

# SERIES 422/452 ERSADUR DESOLDERING TIPS

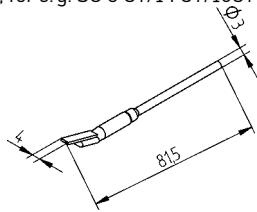
■ DIGITAL 2000 A with CHIP TOOL  
■ MICRO-CON 60 iA with  
 SMD DESOLDERING PINCETTE 40

■ SMT UNIT 60 AC/A with CHIP TOOL/  
 SMD DESOLDERING PINCETTE 40

■ All i-CON stations with CHIP TOOL  
■ REWORK 80 / SMD 8000

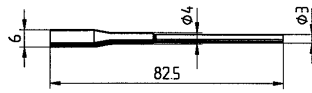
## 0452FDLF040/SB

4 mm, for e.g. SO 8 GT/14 GT/16GT



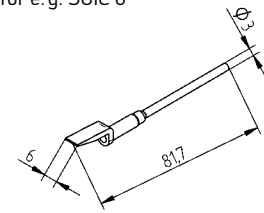
## 0422ED/SB

6 mm, for e.g. SOIC 8



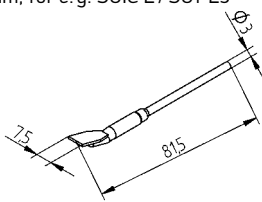
## 0452EDLF060/SB

6 mm, for e.g. SOIC 8



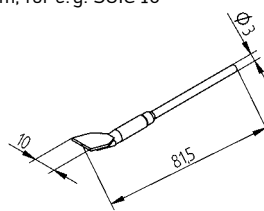
## 0452FDLF075/SB

7.5 mm, for e.g. SOIC 2/SOT 23



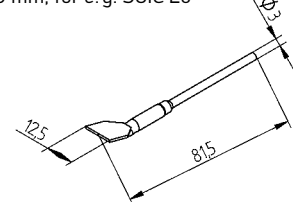
## 0452FDLF100/SB

10 mm, for e.g. SOIC 16



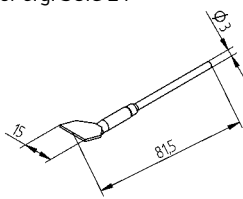
## 0452FDLF125/SB

12.5 mm, for e.g. SOIC 20



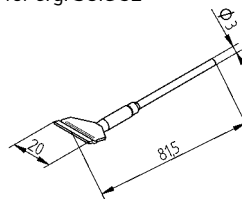
## 0452FDLF150/SB

15 mm, for e.g. SOIC 24



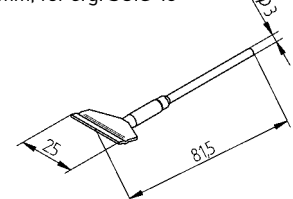
## 0452FDLF200/SB

20 mm, for e.g. SOIC 32



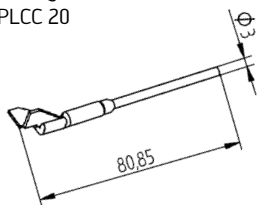
## 0452FDLF250/SB

25 mm, for e.g. SOIC 40



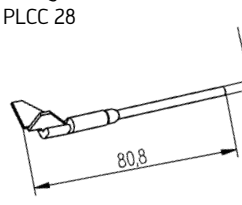
## 0452QDLF100/SB

90° angle, length 10 mm, for e.g. PLCC 20



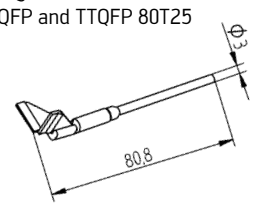
## 0452QDLF125/SB

90° angle, length 12.5 mm, for e.g. PLCC 28



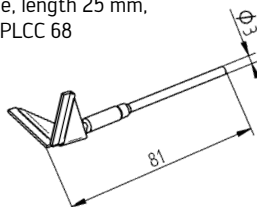
## 0452QDLF150/SB

90° angle, length 15 mm, for e.g. QFP, TQFP and TTQFP 80T25



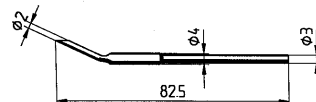
## 0452QDLF250/SB

90° angle, length 25 mm, for e.g. PLCC 68



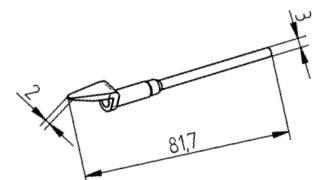
## 0422MD/SB

ellipse, for MELF and MINI-MELF



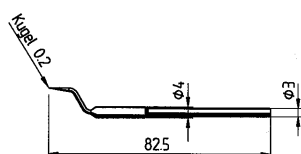
## 0452MDLF020/SB

ellipse, for MELF and MINI-MELF



## 0422SD/SB

for MICRO-MELF



### \*Please note:

Tips 0422SD must be used in combination with the tip turn protection set to ensure good results.

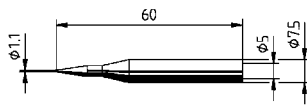
Tip turn protection set for TC 40 desoldering tweezers and DESOLDERING PINCETTE 40 on request.

## SERIES 172 ERSADUR LONGLIFE SOLDERING TIPS

■ MULTI-TIP C25

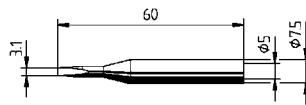
### 0172BD/SB

ERSADUR, pencil point, 1.1 mm  $\phi$



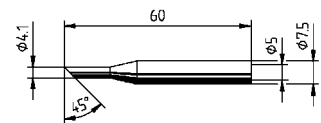
### 0172KD/SB

ERSADUR, chisel-shaped, 3.1 mm



### 0172LD/SB

ERSADUR, angled face 45°, 4.1 mm



Dimensions without pre-tinning

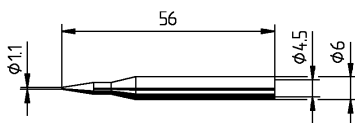
## SERIES 162 ERSADUR LONGLIFE SOLDERING TIPS

■ MULTI-TIP C15

■ TIP 260

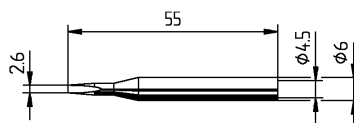
### 0162BD/SB

ERSADUR, pencil point, 1.1 mm  $\phi$



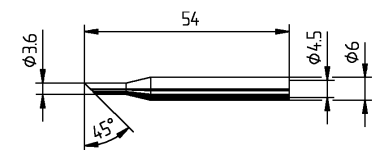
### 0162KD/SB

ERSADUR, chisel-shaped, 2.6 mm



### 0162LD/SB

ERSADUR, angled face, 45°, 3.6 mm

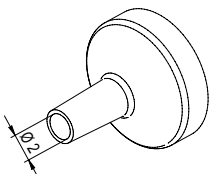


Dimensions without pre-tinning

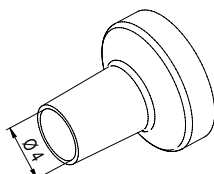
## SERIES 472 HOT-AIR NOZZLES

■ i-CON VARIO 2 and 4 with i-TOOL AIR S hot-air iron

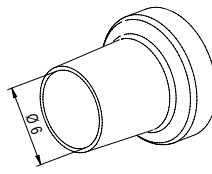
### 0472AR/SB



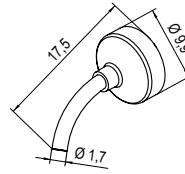
### 0472BR/SB



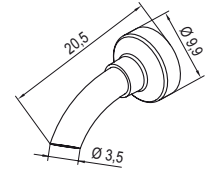
### 0472CR/SB



### 0472DR/SB



### 0472ER/SB



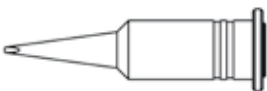
## SERIES G 072 & G 132 SOLDERING TIP

■ INDEPENDENT 75 gas soldering iron (series G 072)

■ INDEPENDENT 130 gas soldering iron (series G 132)

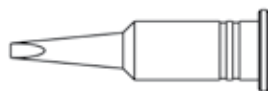
### 0G072CN/SB, 0G132CN/SB

chisel-shaped, 1.0 mm



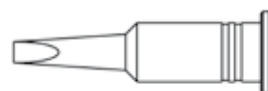
### 0G072KN/SB, 0G132KN/SB

chisel-shaped, 2.4 mm



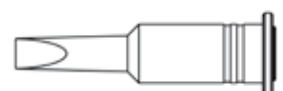
### 0G072AN/SB, 0G132AN/SB

chisel-shaped, 3.2 mm



### 0G072VN/SB, 0G132VN/SB

chisel-shaped, 4.8 mm



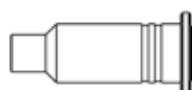
### 0G072BE/SB, 0G132BE/SB

flame nozzle



### 0G072HE/SB, 0G132HE/SB

hot gas nozzle



### 0G072RE/SB, 0G132RE/SB

deflector for hot gas nozzle  
0G072HE / 0G132HE to shrink  
heat shrinkable sleeves



### 0G072MN/SB, 0G132MN/SB

hot blade

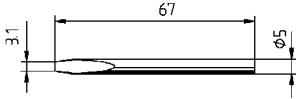


Dimensions without pre-tinning

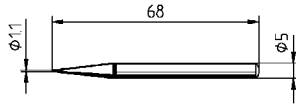
## SERIES 032 ERSADUR LONGLIFE SOLDERING TIPS

■ MULTI-TIP C25

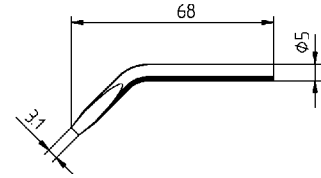
**0032KD**  
chisel-shaped, 3.1 mm



**0032BD**  
pencil point, 1.1 mm  $\phi$



**0032JD**  
chisel-shaped, bent, 3.1 mm

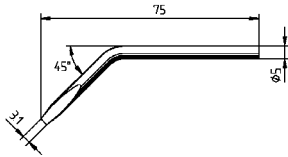


Dimensions without pre-tinning

## 052 ERSADUR LONGLIFE SOLDERING TIP

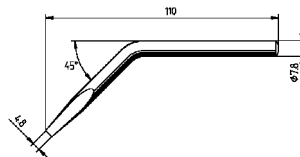
■ Ersä 50 S

**0052JD**  
chisel-shaped, bent, 3.1 mm

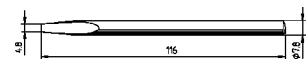


■ Ersä 80 S

**0082JD**  
chisel-shaped, bent, 4.8 mm



**0082KD**  
chisel-shaped, 4.8 mm

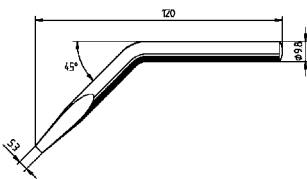


Dimensions without pre-tinning

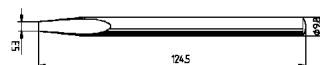
## SERIES 152 ERSADUR LONGLIFE SOLDERING TIPS

■ Ersä 50 S

**0152JD**  
chisel-shaped 5.3 mm, bent



**0152KD**  
chisel-shaped, 5.3 mm

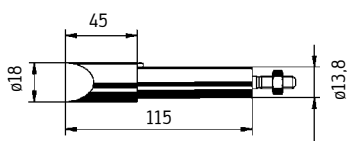


Dimensions without pre-tinning

## SERIES 202, 302 & 552 ERSADUR LONGLIFE SOLDERING TIP

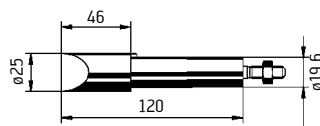
■ Ersä 200 (Series 202)

**0202MD**  
chisel-shaped, reinforced, 18 mm



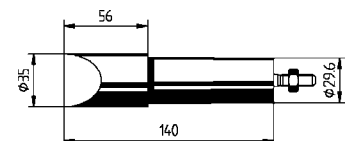
■ Ersä 300 (Series 302)

**0302MD**  
chisel-shaped, reinforced, 25 mm



■ Ersä 550 (Series 502)

**0552MD**  
chisel-shaped, reinforced, 35 mm



Dimensions without pre-tinning



# PERSONNEL QUALIFICATION AND SERVICES

For 100 years Erska has been the first address for all soldering needs. Erska equipment is designed for top performance – but for top soldering results the user also needs the latest tech knowledge. We provide you with the appropriate know-how to make your electronics production even better. Whatever your needs, our training program covers all aspects of professional soldering – from solder paste printing, reflow, selective and wave soldering to rework and hand soldering.

You can join any time! Our wide range of digital and on-site trainings certainly offers the fitting qualification measure for your needs.

Some examples:

- Process trainings and practical training courses
- Customer-specific technology days
- Operation and maintenance trainings
- WEBinERSA webinars
- Live demonstrations and test soldering

**WEBinERSA**

Current topics in the electronics industry.  
Substantial. Virtual. In real time.

## WEBinERSA WEBINAR PROGRAM

Our goal is to give all interested parties access to the desired soldering know-how – or in short: With the WEBinERSA we want to make your production even stronger!

Our webinars, each lasting 60 to 90 minutes, provide information on current topics in soldering technology and offer a wide variety: whether stencil printing, high-end soldering machines, rework and inspection systems or intelligent solutions in classical hand soldering – there is something for everyone.


In the field of rework and hand soldering for example, we'll be covering the basics as well as specific topics such as soldering of THDs and SMDs on high thermal mass assemblies or big board rework. Our current WEBinERSA program is available online at [www.webinar.erska.com](http://www.webinar.erska.com).

WEBinERSA webinars



# ERSA SOLDER SMART

## The Erska soldering robot



The Erska SOLDER SMART soldering robot is an alternative to classical hand soldering processes, especially in applications where machine soldering processes reach their limits: This is the case, for example, if cable strands are to be soldered on a PCB. In such a case one would normally resort to the hand soldering process, which is usually not permitted in the automotive industry or communications technology, however.

The SOLDER SMART is equipped with an i-TOOL soldering iron and features a high-precision, low-maintenance axis system which approaches the soldering position from any side. Programming of single solder joints, flow soldering with pre-tinned tip or drag soldering (line soldering) sequences is easy and intuitive. A camera monitors the single process steps and automatically saves them in the software so that they can be traced any time.

# ERSA INSPECTION SYSTEMS

## Optical BGA inspection for all budgets

For nearly fifteen years now, thousands of users worldwide have been benefiting from the ability to inspect hidden solder joints with the patented and award-winning ERSASCOPE inspection technology.


Industry experts, including the IPC, approve the great importance of using ERSASCOPE technology for the inspection of hidden solder joints. In combination with X-ray inspection equipment, the ERSASCOPE systems provide the most complete view of potential problems in the production process. ERSASCOPE remains to be the undisputed industry standard for optically inspecting BGAs and other hidden solder joints!

Whether for inspection under Flip-Chips or for inspection where other microscopes cannot see, ERSASCOPE technology offers a significant added value to any quality assurance program.



### ERSASCOPE M plus

Powerful external LED light source including gooseneck light guide for an optimal inspection of low-profile components such as Flip Chips,  $\mu$ BGAs and CSPs



*Erska inspection systems*

# ERSA REWORK SYSTEMS

For the most demanding applications

Over the past two decades, rework and repair of electronic assemblies has been one of the most exciting and challenging undertakings in the industry. The PCBs' increasing complexity as well as the advancements in packages has put additional demands on both rework specialists and their equipment. Applications-oriented, innovative solutions are the key to success in this demanding field.

Ersa took on the rework challenge almost twenty years ago when it introduced its first patented medium wavelength infrared rework system, the Ersa IR 500. Today, we are proud to boast one of the world's largest installed equipment bases of several thousand systems ranging from smaller benchtop units to larger semi-automated machines. Ersa rework systems have proven themselves to be the undisputed leaders in handling the largest variety of rework applications. From the smallest 0201 up to large SMT connectors, from SMT Flip-Chips to THT Pin Grid Arrays, from BGA on flex circuit to stacked BGAs and from metal shields to plastic processor sockets, the safe IR technology handles it all.

The market leader's complete range of rework products is introduced and described in the Ersa "Rework and Inspection Catalog".



Ersa HRSoft – comfortable software for process control and documentation

## HR 600 XL hybrid rework system

Developed for large board sizes of up to 625 x 625 mm. Safe handling of components with a size of up to 60 x 60 mm. Innovative IR Matrix Heater™ and 16 kW heating power for assemblies with high thermal demands.



## HR 550 hybrid rework system

High-performance rework for specialists – the new Ersa rework platform



## HR 600/2 hybrid rework system

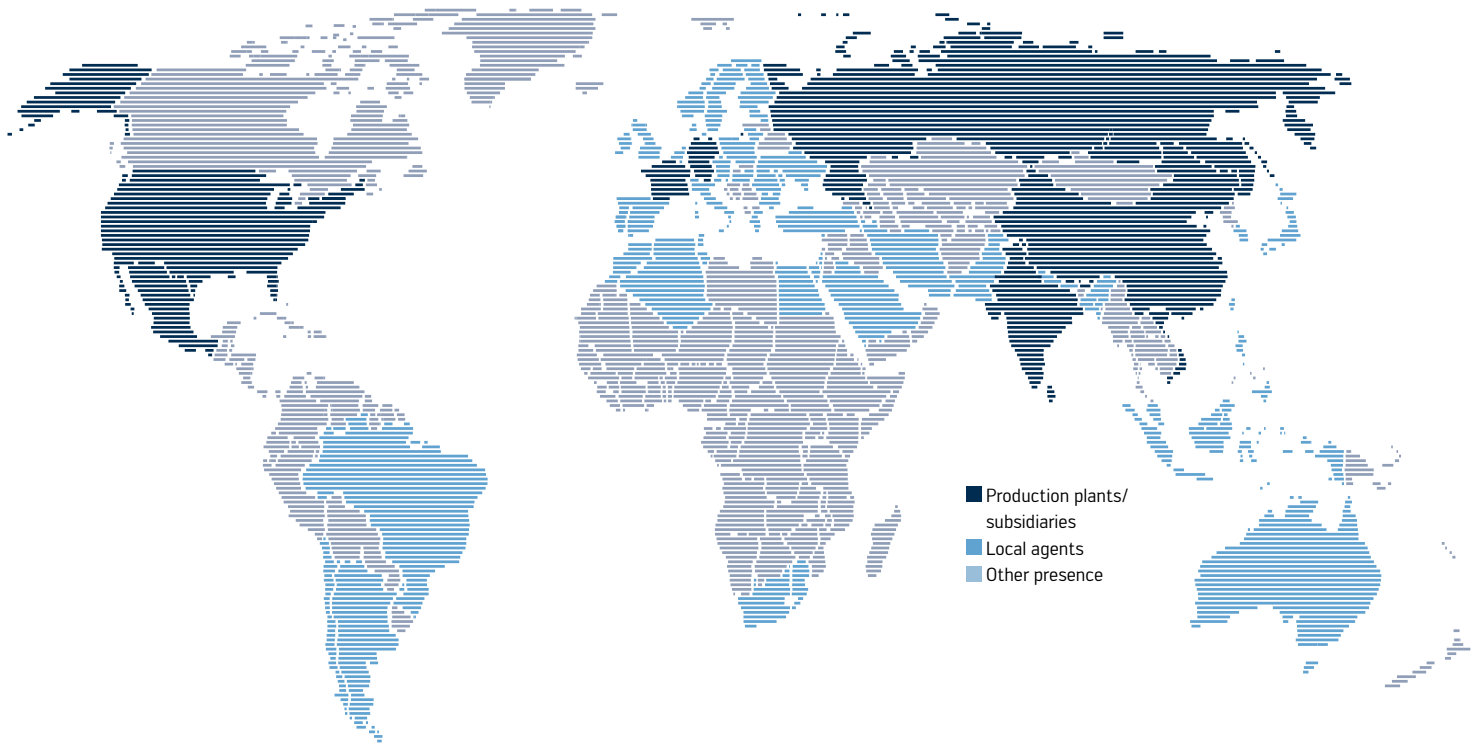
Redefined repair of assemblies – flexible, efficient, automated, safe! The new flagship of Ersa's rework product line with innovative technology



Ersa rework systems

# ELECTRONICS PRODUCTION EQUIPMENT

Worldwide presence



## America

Kurtz Ersa, Inc.  
1779 Pilgrim Road  
Plymouth, WI 53073  
USA  
Phone +1 920 893 3772  
aus den US: 1 800 363 3772  
usa@kurtzersa.com  
www.ersa.com

## Mexico

Kurtz Ersa, S.A. de C.V.  
Av. Lopez Mateos Sur Núm. 1450 Int. 7  
Col. Las Villas (Plaza las Villas)  
Tlajomulco de Zúñiga, Jalisco  
C.P. 45643  
México  
Phone +52 33 15 93 18 63  
info-kmx@kurtzersa.com  
www.ersa.com

## Asia

Kurtz Ersa Asia Ltd.  
Unit 03-05, 8th Floor  
One Island South  
No. 2 Heung Yip Road  
Wong Chuk Hang  
Hongkong  
China  
Phone +852 2331 2232  
asia@kurtzersa.com  
www.ersa.com

## China

Ersa Shanghai  
Room 720, Tian Xiang Building  
No. 1068 Mao Tai Rd.,  
Shanghai 200336  
China  
Phone +86 213126 0818  
info-esh@kurtzersa.com  
www.ersa.com

## Vietnam

Kurtz Ersa Vietnam Company Limited  
B916 Road 3, Kizuna 2 Factory Area, Lot  
B4-3-7-8, Tan Kim IP, Can Giuoc Dist.  
Long An Province, Vietnam  
Phone +84 2723 733 682  
info-kev@kurtzersa.com  
www.ersa.com

## India

Kurtz Ersa India  
Smart Production Technologies  
Private Limited  
Plot Nr 18, Survey No. 43  
KA 560100 Bangalore  
Telefon: +91 973 954 5461  
india@kurtzersa.com  
www.kurtzersa.com

## France

Kurtz Ersa FRANCE  
2, Avenue de Wissembourg  
67500 Haguenau  
France  
Phone: +33 6 07 78 01 87  
kefrance@kurtzersa.com  
www.ersa.com

Ersa GmbH  
Leonhard-Karl-Str. 24  
97877 Wertheim/Germany

Phone +49 9342 800-0  
Fax +49 9342 800-127  
info@ersa.de  
www.ersa.com

 **kurtz ersa**