



# SOLDERING TOOLS 2023/24

Expertise for more than 100 years

Ersa Soldering Irons  
Soldering and Desoldering Stations  
Solder Fume Extractions  
Hybrid Rework Equipment  
and Accessories

GLOBAL. AHEAD. SUSTAINABLE.

# CONTENT

## Soldering & Desoldering Stations

### Classic Soldering Stations

Analogue classic soldering stations	
ANALOG 60/ANALOG 60 A . . . . .	5
Universal digital soldering station RDS 80 . . . . .	6
Digital soldering station DIGITAL 2000 A . . . . .	7
Compact digital soldering station i-CON PICO MK2 . . . . .	8

### Industry and IoT Soldering Stations

Patented Tip'n'Turn soldering tip technology . . . . .	10
The new i-TOOL MK2 technology . . . . .	11
Compact soldering station for the industry	
i-CON NANO MK2 . . . . .	12
Digital soldering stations for the industry	
i-CON 1 MK2/i-CON 1V MK2 . . . . .	13
Double channel soldering/desoldering station	
i-CON 2V . . . . .	14
i-CON with interface . . . . .	15
IoT soldering station i-CON TRACE . . . . .	16 – 19

### High-End- and Rework Stations

The tools of the i-CON VARIO MK2 series . . . . .	21
Multichannel soldering and desoldering station	
i-CON VARIO 2 MK2 . . . . .	22
Multichannel soldering and desoldering station	
i-CON VARIO 4 MK2 . . . . .	23
i-CON matrix . . . . .	24
Flexible rework station HR 100 . . . . .	25
Compact rework station HR 200 . . . . .	26

## Solder Fume Extractions

### Extractions for the workbench

Ersa EASY ARM 1 + 2 . . . . .	28 – 29
-------------------------------	---------



i-CON TRACE

## Soldering Irons and Sets

### Universal soldering irons

Ersa 30 S, MULTI-TIP . . . . .	31
--------------------------------	----

### Standard soldering irons

Ersa 50 S, 80 S, 150 S . . . . .	32
----------------------------------	----

# TIP'N' TURN



**NEW: patented Tip'n'Turn soldering tip technology**

Tip exchange in record time and 20 % more power

Refer to pages 10 and 11

### High-speed soldering iron

MULTI-SPRINT . . . . .	32
------------------------	----

### Temperature-controlled soldering irons

PTC 70, MULTI-TC . . . . .	33
----------------------------	----

### Gas soldering irons

INDEPENDENT 75/130 . . . . .	34 – 35
------------------------------	---------

## Accessories and Process Materials

### Accessories

IRHP 100 A heating plate . . . . .	37
DTM 110 temperature measuring device . . . . .	37
SOLDAPULLT AS 196 desoldering tool . . . . .	38
SVP 100 vacuum pipette . . . . .	38
Multifunctional tip exchanger . . . . .	38
STR 200 stacking rack . . . . .	39
SR 100 solder wire dispenser . . . . .	39
Tool holders and cleaning sponges . . . . .	40
Tip holder SH 11 . . . . .	41

### Process materials

Solder wire . . . . .	41
Desoldering wicks and fluxes . . . . .	42

## Tips and Nozzles

ERSADUR soldering tips . . . . .	44
Professional tip care . . . . .	45

### Longlife soldering tips

142 series . . . . .	46 – 47
102 series . . . . .	48 - 49
832, 842, 852 series . . . . .	50
242, 612, 212 series . . . . .	51

### Desoldering tips

462, 722, 742 series . . . . .	52
422, 452 series . . . . .	53

### Soldering tips and hot-air nozzles

172, 162, 472, G 072, G 132 series . . . . .	54
032, 052, 082, 152, 202, 302, 552 series . . . . .	55

## Further solutions

SR 500 soldering robot . . . . .	56
Inspection systems . . . . .	56
Rework systems, Dip&Print Station . . . . .	57
Training and services . . . . .	58 – 59

# QUICKFINDER

Order no.	Page
00	
0003B/SB	40
0004G/SB	40
0008M/10	40, 45
0008M/SB	45
0032BD/SB	55
0032JD/SB	55
0032KD/SB	55
0052JD/SB	55
0055JD	32
0082JD/SB	55
0082KD/SB	55
0085JD	32
01	
0102... tips	49
0105CDJ	11, 13-14
0125CDK	11, Dez
0135CDK	8, 11
0140CDJ	11, 19
0142... tips	47
0152... tips	55
0155JD	32
0162... tips	54
0172... tips	54
02	
0212... tips	51
0240CDJ	21
0242... tips	51
03	
0330KD	31
0340KD	31
04	
0422... tips	53
0450MDJ	7
0452... tips	53
0460MDJ	11
0462... tips	52
0470ERJ	21
0472... nozzles	54
06	
0612... tips	51
0670CDJ	5
0680CDJ	5
07	
0710CD	33
0740EDJ	21

Order no.	Page
0742... tips	52
0760CD	33
08	
0832... tips	50
0840CDJ	7
0842... tips	50
0852... tips	50
0890CDJ	6
09	
0910BD	31
0920BD	31
0960ED	32
0A	
0A tool holders	40
0ANA60	5
0ANA60A	5
0AS196	38
0C	
0CA10 CLEAN-AIR	28
0D	
0DIG20A45	7
0DIG20A84	7
0DTM110	37
0DTM110C	37
0F	
0FMIF6000-001	42
0FMIF8001-001	42
0FMKANC32-005	42
0FMKANC32-200	42
0FMPEN	42
0FR202	42
0FR400	42
0G	
0G072... tips	54
0G07400041	34
0G07400141	34
0G132... tips	54
0G13400041	35
0G13400141	35
0H	
0HR200	26
0HR200-HP	26
0I	
0IC1105A	13
0IC1105A0C	13
0IC1105V	13

Order no.	Page
0IC1105V0C	13
0IC1205A	12
0IC1305	8
0IC2205V	14
0IC2205V0C	14
0IC2205VC	14
0IC2205VIT	14
0ICT1000A	19
0ICT125	19
0ICV2000HP	21
0ICV2005A	22
0ICV2005AC	22
0ICV2005AI	22
0ICV2005AXV	22
0ICV2005HP	22
0ICV2005XV	22
0ICV2005XVI	22
0ICV2035A	22
0ICV2035AP	22
0ICV2035HP	22
0ICV2035X	22
0ICV4005AI	23
0ICV4005AIC	23
0ICV4005AICXV	23
0ICV4035A	23
0IRHP100A	37
0IRHP100A-03	37
0IRHR100A	25
0IRHR100A-14	25
0IRHR100A-24	25
0IRHR100A-HP	25
0IRHR-ST050	25
0L	
0LS197	38
0P	
0PR100	57
0PR100-D001	57
0PR100-D002	57
0PR100-D003	57
0PR100-PL550	57
0PR100-PL650	57
0R	
0RDS80	6
0S	
0SH11	41
0SR100	39

Order no.	Page
0SR101	39
0STR200	39
0SVP100	38
0SVP12K	38
0SVP13A	38
0W	
0WICKNC1.5/10	42
0WICKNC2.2/10	42
0WICKNC2.7/10	42
0WICKNC4.9/10	42
1	
1055JDA068	32
1085JDA068	32
1155JDA068	32
1330KDA068	31
1340KDA068	31
1710CDA068	33
1960EDA068	32
1HR2000000A67	26
1HR200-HP0A67	26
1IC1105A00A67	13
1IC1205A00A67	12
1IC1305000A67	8
1IC2205V00A67	14
1ICT1000A00A67	19
1IRHR100A0A67	25
1IRHR100AHPA67	25
1RDS800000A67	6
2	
290763	29
291405	29
3	
3CA10 CLEAN AIR	29
3IRHR100A	25
3IRHR100A-01	25
3IT1040-00	41
3ZT00051	45
3ZT00164	5-6, 38
4	
4FMJF6000-PEN	42
4FMJF8001-PEN	42
4FMJF8300-005	42
4FMJF8300-030	42
E	
E074600	45
E074700	45

Soldering & Desoldering Stations

# Classic Soldering Stations



GLOBAL. AHEAD. SUSTAINABLE.

# ANALOG 60/ANALOG 60 A

Reliable soldering with industry-proven technology



## Order information

Order no.	Description
0ANA60	ANALOG 60 soldering station, complete, with BASIC TOOL 60 soldering iron (0670CDJ), with soldering tip 0832CDLF and tool holder 0A42 with sponge 0003B



ANALOG 60 with BASIC TOOL 60 soldering iron. Soldering tip series 832 and 842 see page 50.

The electronically temperature-controlled Ersa **ANALOG 60** soldering station is the basic model of the Ersa soldering station series.

It has the tried and proven Ersa RESISTRONIC temperature control technology, with the ceramic PTC heating element serving as the temperature sensor. The high initial power enables fast heat-up.

The large selection of soldering tips allows a broad range of applications. The internal heating provides high thermal efficiency. A front-installed socket with integrated, high-impedance allows potential equalization between the soldering tip and the workplace.

The device is primarily used for smaller and medium-sized solder joints. The low-voltage operated soldering iron BASIC TOOL 60 has a highly flexible, heat-resistant connecting cable.



## Order information

Order no.	Description
0ANA60A	ANALOG 60 A soldering station, complete, with ERGO TOOL soldering iron (0680CDJ), with soldering tip 0832CDLF and tool holder 0A42 with sponge 0003B



ANALOG 60 A with ERGO TOOL soldering iron. Soldering tip series 832 and 842 see page 50.

The electronically temperature-controlled Ersa **ANALOG 60 A** soldering station is antistatic according to the MIL-SPEC/ESA standard and has all the positive features of the Ersa ANALOG 60. The light and slim ERGO TOOL soldering iron has a highly flexible, heat-resistant and antistatic connecting cable.

The ANALOG 60 A soldering station is especially suitable for producing small and medium-sized solder joints. For tip exchange we recommend to use the tip exchanger 3ZT00164 with an additional flat nose pliers and side cutter (see page 38).

## Technical data

Station	Rating/Voltage	Temperature	Soldering iron	Rating/Voltage	Heating time	Weight*
ANALOG 60	60 W/230 V, 50 – 60 Hz/24 V	150 – 450 °C	BASIC TOOL 60	60 W (350 °C)	approx. 60 s (280 °C)	approx. 60 g
ANALOG 60 A	60 W/230 V, 50 – 60 Hz/24 V	150 – 450 °C	ERGO TOOL	60 W (350 °C)	approx. 60 s (280 °C)	approx. 60 g

\*without cable

# RDS 80

The universal, digital soldering station of Erska

## Order information

Order no.	Description
0RDS80	RDS 80 soldering station, complete, with RT 80 soldering iron (0890CDJ), soldering tip 0842CD and tool holder 0A39 with sponge 0003B
1RDS800000A67	RDS 80, 115 V version



RDS 80 with RT 80 soldering iron, Erska RESISTRONIC control system. Soldering tip series 832 and 842 see page 50.



The Erska **RDS 80** digital soldering station with the proven Erska RESISTRONIC temperature control provides **80 W** heating power. The ceramic PTC heating element (positive temperature coefficient) acts as the temperature sensor in this control system and ensures extremely fast heating thanks to the high initial output. High heating power and the large selection of soldering tips allow a very wide range of applications. The heating system with the internally heated soldering tips has a high thermal efficiency.

Great price-performance ratio

Besides the arbitrary temperature selection between 150 °C and 450 °C, three fixed temperatures or two fixed temperatures and one standby temperature can be programmed.

In addition to a power bar graph display the station also has a calibrating and power-off feature. The potential equalization socket (with an integrated 220 kΩ resistor) allows the soldering tip to be equalized with the workplace potential.


The redesigned ergonomic handle, the housing design and the large, digital multifunctional display do not leave much to be desired.

The RT 80 soldering iron has a sprayed-on, flexible PVC connecting cable. For tip exchange we recommend to use the tip exchanger 3ZT00164 (see page 36).

## Technical data

Station	Rating/Voltage	Temperature	Soldering iron	Rating/Voltage	Heating time	Weight*
RDS 80	80 W/230 V, 50 – 60 Hz/24 V or 80 W/115 V, 50 – 60 Hz/24 V	150 – 450 °C	RT 80	105 W (280 °C)	approx. 40 s (280 °C)	approx. 130 g

\*without cable



Application example



Multifunctional display

# DIGITAL 2000 A

Proven many times over: the universal, robust industrial soldering station



CE PTC

## Order information

Order no.	Description
0DIG20A84	DIGITAL 2000 A electronic station, complete, with POWER TOOL soldering iron (0840CDJ) with soldering tip 0842CDLF and tool holder 0A42 with dry sponge 0008M
0DIG20A45	DIGITAL 2000 A electronic station, complete, with CHIP TOOL desoldering tweezers (0450MDJ), with tips 0452MDLF020 and tool holder 0A43 with dry sponge 0008M



DIGITAL 2000 A with POWER TOOL soldering iron and Ersa SENSOTRONIC control. Soldering tip series 832 and 842 see page 50; Fig. with 0A08MSET.

Ersa **DIGITAL 2000 A** is a microprocessor controlled soldering station distinguished by its flexibility and multifunctionality. It is antistatic according to the MIL-SPEC/ESA standard and designed for industrial use where high quality is demanded as well as for repairs and laboratory applications. The station can alternatively be operated with the POWER TOOL soldering iron or the CHIP TOOL desoldering tweezers, whereas the station auto-

matically detects the tools when inserted and adapts the control characteristics accordingly. The soldering and desoldering tips are connected with high impedance to the front-installed potential equalization socket.

By just three buttons and a simple menu guide, the desired temperatures, the unit of temperature (°C/°F), the standby time, a tip offset and calibration feature and a three-character password-controlled lock can all be set.



POWER TOOL with Ersa SENSOTRONIC control. Soldering tip series 832 and 842 see page 50.

The calibration feature allows the actual soldering tip temperature to be precisely adjusted to the temperature shown in the LC display. For this purpose, a suitable soldering tip temperature measuring device, such as the Ersa DTM 110 (see page 37), is required.



CHIP TOOL with Ersa RESISTRONIC control. Desoldering tip series 422/452 see page 53.

The Ersa DIGITAL 2000 A soldering station regulates the temperature through a digital PID algorithm, optimized for very precise and fast temperature control.

All connectable soldering and desoldering devices have enormous power reserves thanks to the PTC heating elements located inside the tips.

## Technical data

Station	Rating/Voltage	Temperature	Soldering iron	Rating/Voltage	Heating time	Weight*
DIGITAL 2000 A	80 W/230 V, 50–60 Hz/24 V	50 – 450 °C	POWER TOOL	80 W (350 °C)	approx. 40 s (280 °C)	approx. 50 g
DIGITAL 2000 A	80 W/230 V, 50–60 Hz/24 V	150 – 450 °C	CHIP TOOL	2 x 20 W (350 °C)	tip dependent	approx. 75 g

\*without cable

# i-CON PICO MK2

The entry into professional soldering



**Small footprint:  
only 145 mm x 80 mm!**

*i-CON PICO MK2 with i-TOOL PICO MK2 soldering iron.  
Soldering tip series 142 see pages 46/47.*

Fast, efficient and good value for money - these requirements are met by the **i-CON PICO MK2** - the entry-level station for professional soldering within Ersa's i-CON soldering station series. It suits semi-professional and ambitious users in the DIY sector who can do without ESD capability.

In addition to the continuously variable temperature control via the two buttons next to the easy-to-read LC display, three fixed temperatures and three energy levels can be individually set via PC software and microSD card so that the user can quickly switch between the parameters depending on the soldering job. The standby function protects the soldering tip and significantly increases its service life. Another highlight: the soldering station can also be locked for other users via the microSD card.

Weighing only 30 g, the **i-TOOL PICO MK2** soldering iron is extremely ergonomic, making it a pleasure to work with. Heat-up from room temperature to operating temperature only takes

9 seconds. The integrated temperature sensor reacts immediately and accurately, ensuring a constant temperature for safe soldering, even with sensitive components.

With the 142 series, a comprehensive range of cost-effective soldering tips featuring the new Tip'n'Turn technology (see page 10) is available for a wide variety of applications.

## Order information

Order no.	Description
01C1305	i-CON PICO MK2 soldering station, complete, with i-TOOL PICO MK2 (0135CDK) soldering iron with soldering tip 0142CDLF16 and holder 0A60 with dry sponge 0008M
11C1305000A67	i-CON PICO MK2, 115 V-Version

## Technical data

Station	Rating/Voltage	Temperature	Soldering iron	Rating/Voltage	Heating time	Weight*
i-CON PICO MK2	max. 80 W/230 V (115 V), 50 Hz	150 – 450 °C	i-TOOL PICO MK2	max. 80 W/16.5 V	approx. 9 s (350 °C)	approx. 30 g

\*without cable



Soldering & Desoldering Stations

# Industry and IoT Soldering Stations



GLOBAL. AHEAD. SUSTAINABLE.

# TIP'N' TURN

## Patented soldering tip technology

Tip exchange in record time and 20 % more power

The latest i-TOOL generation providing 20% more soldering power is one of the smallest and most powerful soldering irons in the market. It increases not only quality and productivity in hand soldering, but also reduces operating costs tremendously.

In contrast to cartridge tips, only the soldering tip is changed – quickly, easily and without any additional tool required. The expensive heating element remains in place which renders the i-TOOL tip technology sustainable both ecologically and

economically. A comprehensive range of standard and customized tips provides an unrivalled flexibility, even with difficult and unusual soldering jobs.

The high-performance heating element supplies 150 W of heating power ensuring fastest heat-up and recovery so that the i-TOOL never runs out of energy, even during heat-intensive soldering. At the same time, at 30 g and a compact 150 mm overall length, it is very comfortable to hold.



New i-TIP tip series: Thermally optimized soldering tip design, fast tip change, QR code on each soldering tip, low overall cost.

### Tip'n'Turn concept

Due to the patented Tip'n'Turn concept with its bayonet lock, tip exchange is effected within record time. Tips are exchanged with a simple turn either by hand or using tool holder OA58. The i-TOOL MK2 handle remains cool and convinces also during permanent operation.

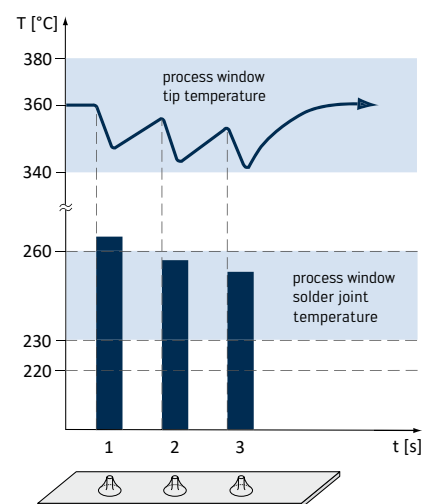
### Process window and alarm

The i-TOOL MK2 recovers so fast that all solder joints can be made with nearly the same temperature. The sensor measures

the actual tip temperature very close to the tip extremity. The i-CON stations signal the operator if the temperature leaves the pre-set process window.

### Automatic standby

As soon as the soldering tool is not used, the temperature drops to the set standby temperature after the preselected standby time.



Super fast tip change: by hand or using the OA58 tool holder which is compatible with i-TOOL TRACE and all i-TOOL MK2 series soldering irons.

# The new i-TOOL MK2 technology

now available for all i-CON stations

## i-TOOL MK2 technology advantages at a glance



Fast heat-up/reheat and up to 20% more heating power



Fast tip exchange in record time via Tip'n'Turn



Retrofittable to preceding stations



Longer lifetime due to standby sensor



Experience increased efficiency in hand soldering now with the extremely lightweight and powerful soldering irons i-TOOL MK2, i-TOOL PICO MK2 as well as i-TOOL NANO MK2 and i-TOOL TRACE



### One soldering tip series for all tools

The 142 soldering tip series offers an extensive range of low-cost, long-life soldering tips (see pages 46/47).



tip identification by QR code

## CHIP TOOL VARIO

The CHIP TOOL VARIO stands out by its high power (2 x 40 W) and its very compact design. Thus, it is perfectly suited for working on very small and delicate SMD components. The heating element pairs are plug-in components. They can be aligned exactly in the handle, and exchanging them is quick and easy. Furthermore, the operating mode of this precision tool can be set from self-closing mode to self-opening mode with an integrated switch. The chip tool vario is equipped with the proven and reliable motion sensor to activate it out of standby.



Desoldering tip pairs, series 462 see page 52.

### Technical data soldering & desoldering tools

Order no.	Description	Rating/Voltage	Weight*
0135CDK	i-TOOL PICO MK2 soldering iron	80 W/16.5 V	approx. 30 g
0125CDK	i-TOOL NANO MK2 soldering iron	80 W/16.5 V	approx. 30 g
0105CDJ	i-TOOL MK2 soldering iron	150 W/24 V	approx. 30 g
0140CDJ	i-TOOL Trace soldering iron	150 W/24 V	approx. 30 g
0460MDJ	CHIP TOOL VARIO desoldering tweezers	2 x 40 W/24 V	approx. 30 g

Possible combination of tools and i-CON stations see page 24

\*without cable

# i-CON NANO MK2

Compact soldering station for the industry



**Small footprint:  
only 145 mm x 80 mm!**

*i-CON NANO MK2 with i-TOOL NANO MK2 soldering iron.  
Soldering tip series 142 see pages 46/47.*

The **i-CON NANO MK2** realizes ESD safety including potential equalization up to the soldering tip and is the ideal entry-level model for the professional sector and the industry. It is fast and efficient, and it provides good value for money.

An interesting feature for this product class is the configuration of the station via PC software and microSD card. In addition to the continuously variable temperature control, this allows three fixed temperatures and three energy levels to be programmed individually, so that it is possible to switch quickly between the parameters depending on the soldering job. The standby function protects the soldering tip and significantly increases its service life. The soldering station can also be locked for other users via the microSD card. Operation is effected via the two buttons next to the easy-to-read LC display.

Weighing only 30 g, the **i-TOOL NANO MK2** soldering iron is extremely ergonomic, making it a pleasure to work with. Heat-up

from room temperature to operating temperature only takes 9 seconds. The integrated temperature sensor reacts immediately and accurately, ensuring a constant temperature for safe soldering, even with sensitive components.

With the 142 series, a comprehensive range of cost-effective soldering tips is available for a wide variety of applications.

## Order information

Order no.	Description
01C1205A	i-CON NANO MK2 soldering station, complete, with i-TOOL NANO MK2 soldering iron (0125CDK)*, soldering tip 0142CDLF16 and holder 0A59 with dry sponge 0008M
11C1205A00A67	i-CON NANO MK2, 115 V-Version

## Technical data

Station	Rating/Voltage	Temperature	Soldering iron	Rating/Voltage	Heating time	Weight*
i-CON NANO MK2	max. 80 W / 230 V (115 V), 50 Hz	150 – 450 °C	i-TOOL NANO MK2	max. 80 W/16.5 V	approx. 9 s (350 °C)	approx. 30 g

\*without cable

# i-CON 1 MK2 & i-CON 1V MK2

Professional soldering station for industry, test field and development



## Order information

Order no.	Description
01C1105A	i-CON 1 MK2 electronic station, compl., with i-TOOL MK2 soldering iron (0105CDJ), soldering tip 0142CDLF16 and holder 0A59 with dry sponge 0008M
11C1105A00A67	i-CON 1 MK2, 115 V-Version
01C1105A0C	i-CON 1C MK2 soldering station with interface, compl., with i-TOOL MK2 soldering iron (0105CDJ), soldering tip 0142CDLF16 and holder 0A59 with dry sponge 0008M



*i-CON 1 MK2 with i-TOOL MK2. Soldering tip series 142 see pages 46/47.*

The **i-CON 1 MK2** is the popular and proven "workhorse" for electronics production. It comes with the lightweight and ergonomic 150 W **i-TOOL MK2** soldering iron - the perfect tool for all SMD and PTH applications. The comprehensive 142 tip series enables the i-TOOL MK2 to be perfectly set for each job.

The digital i-CON 1 MK2 control station features the modern "One-Touch" operating concept with iOp Control and large, backlit plain text display. i-CON 1C and i-CON 1VC, the versions with interface, provide for the connection of an IR heating plate and a solder fume extraction system.



## Order information

Order no.	Description
01C1105V	i-CON 1V MK2 soldering and desoldering station, with i-TOOL MK2 soldering iron(0105CDJ) with soldering tip 0142CDLF16 and holder 0A59 with dry sponge 0008M
01C1105V0C	i-CON 1VC MK2 soldering and desoldering station with interface with i-TOOL MK2 soldering iron (0105CDJ), with tip 0142CDLF16 and holder 0A59 with dry sponge 0008M



*i-CON 1V with i-TOOL MK2 soldering iron. Soldering tip series 142 see pages 46/47.*

Optional desoldering tweezers CHIP TOOL VARIO



In addition to the **i-TOOL MK2**, the i-CON 1V MK2 can also be used to operate existing tools, such as the **POWER TOOL** soldering iron and **CHIP TOOL VARIO** desoldering tweezers. This provides the user with soldering tools for a wide range of soldering and desoldering applications.

# i-CON 2V MK2

Double channel soldering and desoldering station – a plus in flexibility for professionals



The double channel soldering and desoldering station **i-CON 2V MK2** is a consistent further development of the well-known i-CON 2 based on the future-oriented Ersä VARIO platform.

The station utilizes an intelligent power management to shift dynamically its power between the attached tools. i-CON 2V MK2, like all other i-CON stations, convinces by its intuitive one-touch operation and the large multi-functional display. It meets the ESD requirements and is available in a version with interface (i-CON 2VC) to connect a fume extraction unit, a heating plate and a PC. If required, the i-CON 2V MK2 can be updated like the i-CON VARIO stations with a microSD memory card and thus is prepared for future necessities.

## Order information

Order no.	Description
01C2205V	i-CON 2V MK2 double channel soldering and desoldering station with i-TOOL MK2 soldering iron (0105CDJ) with thip 0142CDLF16 and holder 0A59 with dry sponge 0008M
11C2205V00A67	i-CON 2V MK2 with i-TOOL MK2, 115 V version
01C2205VC	i-CON 2V MK2 double channel soldering and desoldering station with i-TOOL MK2 soldering iron (0105CDJ) with tip 0142CDLF16, CHIP TOOL VARIO desoldering tweezers (0460MDJ) with thips 0462MDLF007, holders 0A59 and 0A54 with dry sponge 0008M
01C2205VIT	i-CON 2V MK2 double channel soldering and desoldering station with 2 i-TOOL MK2 soldering irons (0105CDJ) with thip 0142CDLF16 and 2 holders 0A59 with dry sponge 0008M
01C2205VOC	i-CON 2VC MK2 double channel soldering and desoldering station with interface, with i-TOOL MK2 (0105CDJ) soldering iron with tip 0142CDLF16, holder 0A59 with dry sponge 0008M

## Technical data i-CON 1 MK2/i-CON 1V MK2/i-CON 1VC MK2 and i-CON 2V MK2/ i-CON 2 VC MK2

Station	Rating/Voltage	115 V version	Temperature range
i-CON 1 MK2/i-CON 1C MK2	max. 150 W/230 V, 50 Hz	max. 150 W/115 V, 60 Hz	150 – 450 °C
i-CON 1V MK2/i-CON 1VC MK2	max. 80 W/230 V, 50 Hz	max. 150 W/115 V, 60 Hz	150 - 450 °C
i-CON 2V MK2/i-CON 2VC MK2	max. 150 W/230 V, 50 Hz	max. 150 W/115 V, 60 Hz	150 - 450 °C

## Technical data soldering & desoldering tools

Soldering iron	Rating/Voltage	Heating time	Weight*
i-TOOL MK2	150 W/24 V	approx. 9 s (350 °C)	approx. 30 g
CHIP TOOL VARIO	2 x 20 W (350 °C)/24 V	subject to tips	approx. 30 g

\*without cable



Fully equipped workplace with i-CON 2 VC MK2 station, i-TOOL MK2, CHIP TOOL VARIO and solder fume extraction.

## ***i-CON with interface***


**One control unit for preheating, soldering and fume extraction**

Fume extraction systems and heating plates are the two most important peripheral systems on the workbench. Ersa's i-CON C stations incorporate an interface to control Ersa IR heating plates and Ersa EASY ARM fume extraction systems.

Up to two i-CON 1C or i-CON 2VC stations can be combined with a filter unit EASY ARM 1 or EASY ARM 2 using an interface cable. The extraction unit is only working while at least one of the attached soldering stations is in operation. When both i-CON stations are in standby mode, the EASY ARM filter unit automatically switches off, which results in longer filter lifetime, lower energy costs and less noise.

The safe and powerful medium-wave IR heating plate technology offers enormous advantages in modern hand soldering: soldering iron, internally heated SMD desoldering tweezers and/or desoldering tool can be operated with considerably lower tip temperatures.

This reduces the risk of damage to the assembly while at the same time tip lifetime will substantially increase!



SMD desoldering with the Chip Tool desoldering tweezers. Bottom-side preheating of the PCB with a heating plate provides for gentle processes.

# THE MISSING LINK



## i-CON TRACE IoT Soldering Station



### 100 % Connectivity

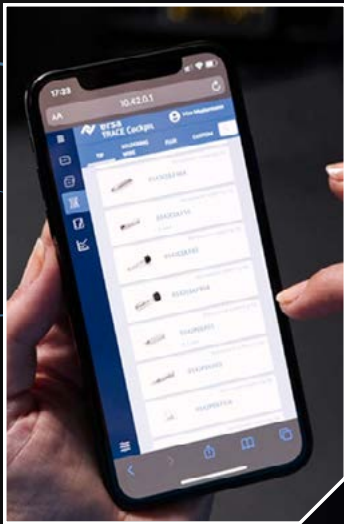
With the i-CON TRACE, Ersa is offering the first soldering station specifically designed for use in a digitally networked environment and for complete traceability in hand soldering. With integrated WLAN, Bluetooth and an upgradeable network card it offers an all-new connectivity.

The operating software Ersa TRACE COCKPIT is available free of charge as a download, and it is installed centrally, i.e. only once, on the customer's server. As soon as a soldering station is integrated into the company network, all mobile end devices (PC, tablet, smartphone) that are in the company network and have the appropriate authorization can access the soldering stations.

Access is via web browser, e.g. Google, Chrome, Firefox, Windows Explorer. The server-based communication concept decisively facilitates the administration of the individual soldering stations by means of connectivity: Firmware updates, calibration intervals and much more can be carried out and monitored centrally from one computer.

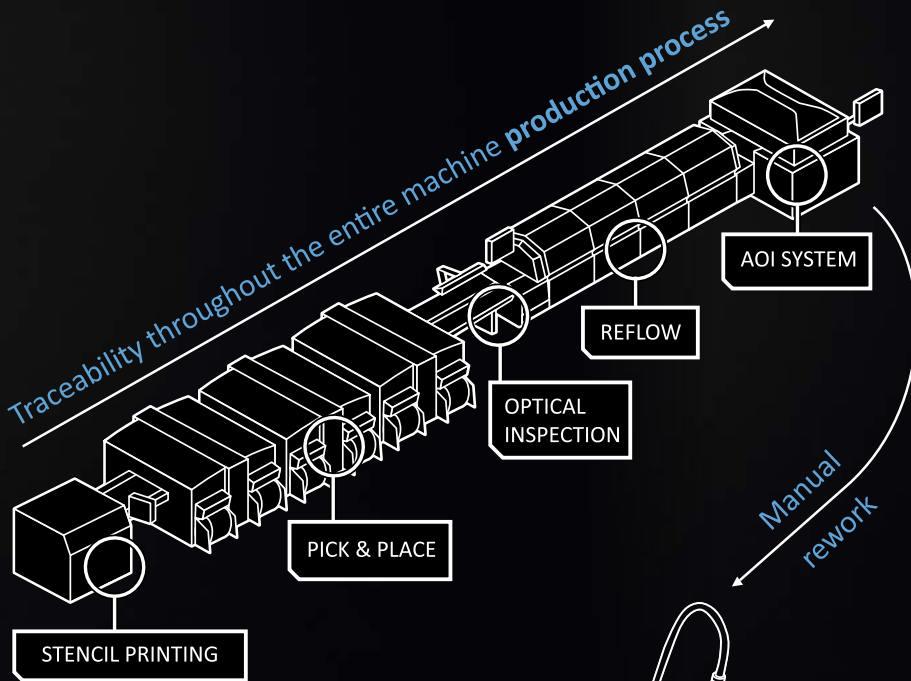




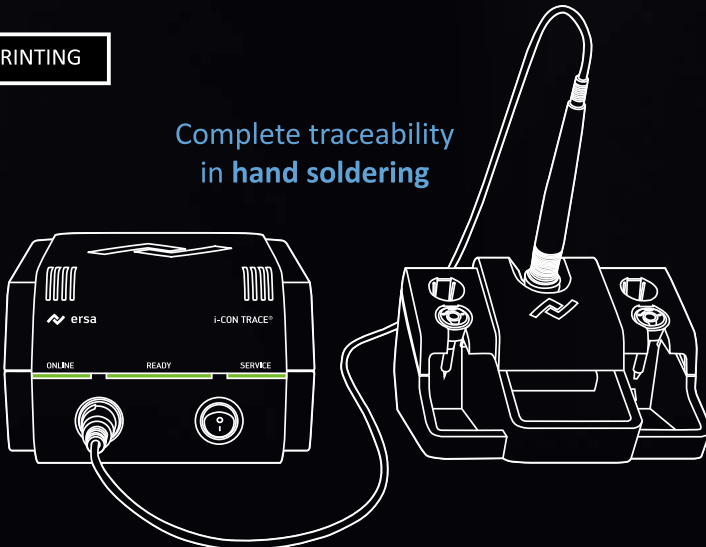


## Traceability

Specific soldering tasks can be centrally assigned to each soldering station – via MES, PC or mobile device. Thereby all essential parameters such as the soldering tip to be used, temperature, soldering wire and flux are set centrally by qualified personnel. This significantly increases process reliability: Each workpiece is soldered according to the predefined specifications. The operator can concentrate fully on soldering and the susceptibility to errors is reduced.



**Complete traceability  
in hand soldering**



## Fully comprehensive documentation/ MES connection

Seamless process data documentation is a key-feature of future electrical production. The i-CON TRACE closes the last gap in the manual soldering process and can be completely integrated into MES-controlled production processes. Thus it is already possible to download a recording of the entire soldering task via a desired file format and save this in a higher-level control system. In the future, even real-time communication between the soldering station and the customer's MES will be possible.

# GREEN MEANS GO!



Poka Yoke is a Japanese term meaning "error prevention" or "error-proofing". It is a method of designing a process or product to prevent defects from occurring in the first place. By using poka-yoke techniques in solder manufacturing, manufacturers can help improve product quality and increase efficiency and productivity.

i-CON TRACE is designed to minimize errors and defects during the soldering process.

## Usability

With only one on/off switch and three LEDs, the interface of the soldering station differs significantly from all other industrial soldering stations with their complex setting options and a display. The work for the personnel at the soldering station is significantly simplified. By means of a hand-held scanner the component, soldering tip, solder wire and flux used are recorded. In this way, the system „knows“ that all the conditions for the assigned soldering task are met. The LED interface then literally gives the user the green light as soon as the predefined temperature is reached at the soldering tip. An effective measure to ensure that each solder joint is soldered with the exact temperature and the right material. Any malfunctions (e.g. defective heating element, wrong solder-



ring tip in relation to the component) are detected by the system and reported to the operator. If all parameters are correct, the soldering process is authorized. During soldering, the i-CON TRACE records the process data. Every soldering process is precisely documented and traceable.

# PREMIUM PERFORMANCE. MINIMUM COST.



With 150 W heating power, the i-CON TRACE offers outstanding performance. It heats up very quickly, and reheats even faster, and thus ensures a stable temperature profile. Newly designed soldering tips transfer the heat to the solder joint with pinpoint accuracy.

The heating element and soldering tip can still be replaced separately. This saves resources and money, because each wearing part only needs to be replaced when it is really necessary. The i-CON TRACE is therefore not only an economic but also an ecological benefit for every electronics production.

Via a mobile app for smartphones and tablets, the i-CON TRACE can be used like a conventional stand-alone soldering station even without a connection to a company network. The program for controlling the soldering station runs on the mobile end device - relevant information such as set and actual temperature is displayed on a smart device via Bluetooth or WLAN and can also be changed there. This enables demand-oriented, smart operation for the user.

## Order information

Order No.	Description
0ICT1000A	i-CON TRACE soldering station, complete with soldering iron i-TOOL TRACE (0140CDJ) and holder 0A58 with dry sponge 0008M and sponge 0004G
1ICT1000A00A67	i-CON TRACE soldering station, complete 115 V version
0ICT125	Network card i-CON TRACE

## Technical data

Name	Nominal power/Voltage	Temperature	Soldering Tool	Rating/Voltage	Heat up time	Weight*
i-CON TRACE	Max. 150 W/230 V (115 V), 50/60 Hz	50 – 450 °C	i-TOOL TRACE	150 W/24 V	approx. 9 s	30 g


\*without cable

Soldering & Desoldering Stations

# High End and Rework Stations



GLOBAL. AHEAD. SUSTAINABLE.



# Experts for special soldering tasks

## Tools of i-CON VARIO 2 MK2 & i-CON VARIO 4 MK2

### i-TOOL AIR S

Ergonomic, handy, strong in performance – that is an apposite description of the i-TOOL AIR S. The slim and light handle holds a heating cartridge with 200 W power permitting the user to process a wide range of SMDs in a non-exhausting way. The hot-air volume can be adjusted very easily directly on the handle, and the set air volume (2 – 20 l/min) is clearly visible on the display of either the i-CON VARIO 2 or the i-CON VARIO 4. Various nozzle sizes are available for an optimal component heat-up.

Hot-air nozzle series 472  
see page 54.



**i-TOOL MK2 and  
CHIP TOOL VARIO**  
see page 11

### i-TOOL HP

The i-TOOL HP offers maximum power for high-mass solder joints. With 250 W and exchangeable soldering tips, it delivers HIGH POWER in manual soldering. This tool can be operated on all i-CON VARIO stations. For stand-alone operation, Ersa recommends the i-CON VARIO 2 HP (01CV2000HP) version.

Soldering tip series 242  
see page 51.



### X-TOOL VARIO

The X-TOOL VARIO convinces with highly efficient 150 W heating technology. The design of heating element and desoldering tip ensure an efficient thermal transfer and a fast evacuation of the extracted solder. For users the ergonomic handle means relaxed working with a healthy hand position. The slim shape of heating head and desoldering tip allow desoldering even on densely populated PCBs.

Desoldering tip series 742  
see page 52.



### Technical data soldering & desoldering tools

Order no.	Description	Rating/Voltage	Weight*
0470ERJ	i-TOOL AIR S hot-air iron	200 W/24 V	approx. 90 g
0740EDJ	X-TOOL VARIO desoldering iron	150 W/24 V	approx. 210 g incl. cable and desoldering iron
0240CDJ	i-TOOL HP high-performance soldering iron	250 W/24 V	approx. 110 g

\*without cable

# i-CON VARIO 2 MK2

## Multichannel soldering and desoldering station



i-CON VARIO 2 MK2 with i-TOOL AIR S and X-TOOL VARIO

### Connectable tools

- **i-TOOL AIR S** hot air iron (200 W)
- **i-TOOL MK2** soldering iron (150 W)
- **CHIP TOOL VARIO** desoldering tweezers (80 W)
- **X-TOOL VARIO** desoldering tool (150 W)
- **i-TOOL HP** high-power soldering iron (250 W)

For detailed descriptions please refer to pages 11 and 21.

The multichannel soldering and desoldering station **i-CON VARIO MK2** provides the professional user with two soldering tools that can be used simultaneously.

All functions, including the generation of the air and the vacuum required in the process are bundled in the supply unit, which is equipped with the easy to operate i-OP facility and its clearly arranged display. In addition, the soldering stations have interfaces for the Erska solder fume extraction units or infrared heating

plates, as well as an USB port. Via a micro-SD memory card, the stations can be quickly and safely configured. Therefore, they are optimally prepared for all applications in professional electronics manufacturing – including ESD protected zones.

The high-performance bushing A2 can be used to operate either the i-TOOL AIR S (200 W) or the i-TOOL HP (250 W). The station without the pumps is for users that want to use exclusively the i-TOOL HP and the i-TOOL.

### Technical data electronic stations

Order no.	Description	Rating/Voltage	Vacuum	Air Flow	Temperature range
01CV2035A	i-CON VARIO 2 MK2	max. 200 W/230 V, 50 Hz	—	2 – 20l/min	150 – 450 °C (50 – 550 °C – i-TOOL AIR S)
01CV2035AP	i-CON VARIO 2 MK2	max. 200 W/230 V, 50 Hz	max. 700 mbar	2 – 20l/min	150 – 450 °C (50 – 550 °C – i-TOOL AIR S)
01CV2035HP	i-CON VARIO 2 MK2	max. 200 W/230 V, 50 Hz	—	—	150 – 450 °C
01CV2035X	i-CON VARIO 2 MK2	max. 200 W/230 V, 50 Hz	max. 700 mbar	—	150 - 450 °C

### Configurations & compatibility

Order no.	Description	i-TOOL AIR S	i-TOOL MK2	CHIP TOOL VARIO	X-TOOL VARIO	i-TOOL HP
01CV2005A	i-CON VARIO 2 MK2	■	□	□		□
01CV2005AI	i-CON VARIO 2 MK2	■	■	□		□
01CV2005AC	i-CON VARIO 2 MK2	■	□	■		□
01CV2005AXV	i-CON VARIO 2 MK2	■	□	□	■	□
01CV2005HP	i-CON VARIO 2 MK2					■
01CV2005XV	i-CON VARIO 2 MK2		□	□	■	
01CV2005XVI	i-CON VARIO 2 MK2		■	□	■	

■ scope of supply, □ compatibility

# i-CON VARIO 4 MK2

## Multichannel soldering and desoldering station



The **i-CON VARIO 4 MK2** multichannel soldering and desoldering station meets the highest requirements in professional soldering and desoldering in every field of professional electronic manufacturing - including ESD protected zones. The high-end version of the i-CON family is based on the i-CON VARIO 2 MK2 and is the only soldering station in the world to provide the user with four soldering tools\* at the same time for demanding soldering tasks:

- The **i-TOOL AIR S** (200 W) hot air iron – flexible SMD soldering and desoldering with non-contact energy transfer
- The **i-TOOL MK2** (150 W) – efficient and powerful contact soldering with extensive tip selection
- The **CHIP TOOL VARIO** (80 W) – precise desoldering of finest SMD components

- The **X-TOOL VARIO** (150 W) desoldering iron – for safe and clean desoldering of PTH components
- The **i-TOOL HP** (250 W) – for large and high-mass solder joints

All functions, including the generation of air and vacuum, are bundled in the supply unit of the i-CON VARIO 4 which is also equipped with the easy to operate i-OP facility and its clearly arranged displays. In addition, the station has interfaces for solder fume extraction units or infrared heating plates as well as an USB port. Via a micro-SD memory card the stations can quickly and safely configured.

The high-performance bushing A2 can be used to operate either the i-TOOL AIR S (200 W) or the i-TOOL HP (250 W).

\*For detailed descriptions of the tools please refer to pages 11 and 21.

### Technical data electronic stations

Order no.	Description	Rating/Voltage	Vacuum	Air Flow	Temperature range
01CV4035A	i-CON VARIO 4 MK2 electronic station	max. 500W/230V, 50Hz	max. 700 mbar	2 – 20l/min	150 – 450 °C (50 – 550 °C – i-TOOL AIR S)






















### Configurations & compatibility

Order no.	Description	i-TOOL AIR S	i-TOOL MK2	CHIP TOOL VARIO	X-TOOL VARIO	i-TOOL HP
01CV4005AI	i-CON VARIO 4 MK2	■	■	□	□	□
01CV4005AIC	i-CON VARIO 4 MK2	■	■	■	□	□
01CV4005AICXV	i-CON VARIO 4 MK2	■	■	■	■	□

■ scope of supply, □ compatibility

# i-CON Matrix

Possible combinations of models, tools and peripherals

i-CON control stations	Tools and Accessories									
										
 i-CON PICO MK2	■									
 i-CON NANO MK2		■								
 i-CON 1 MK2				■						
 i-CON 1V MK2				■			■			
 i-CON 2V MK2				■			■			
 i-CON 1C MK2				■				■	■	
 1-CON 1 VC MK2				■			■	■	■	
 i-CON 2 VC MK2				■			■	■	■	
 i-CON TRACE			■							
 i-CON VARIO 2 MK2				■	■	■	■	■	■	■
 i-CON VARIO 4 MK2				■	■	■	■	■	■	■

All soldering tools are compatible with the respective preceding control stations.





# ERSA HR 100 & IRHP 100

## Combined handheld and tabletop rework station



CE



### Technical highlights

- HYBRID TOOL with 200 W heating element
- Positioning laser and LED display in the HYBRID TOOL handle
- Three exchangeable hybrid adapters
- Low-noise rework blower (below 40 db)
- Integrated vacuum pump and Vac-Pen
- Temperature recording via AccuTC thermocouple (K-type)
- PC interface via USB port
- HYBRID TOOL holder with height adjustment
- 800 W high-performance IR heating plate with glass cover
- Board holder (250 x 290 mm)
- Control via rotary push button and IR Soft

The **HR 100** uses Ersas's revolutionary and patented hybrid rework technology for safe removal and replacement of small SMDs. Safe, medium wave IR radiation combined with a gentle hot-air stream guarantees optimal energy transfer to the component.

The HYBRID TOOL delivers smooth and homogenous heat to components. Interchangeable hybrid adapters direct up to 200 W of targeted hybrid heat to the component - and adjacent areas are protected. The user-friendly operation allows for even non-experienced operators to handle the HR 100 safely and quickly.

The handle of Ersas's ergonomically designed HYBRID TOOL contains a positioning laser which helps the operator to focus the heat precisely throughout the entire process. Via the USB 2.0 port, the HR 100 can be connected to Ersas's top-of-the-line and well-established IR Soft rework software.

### Order information

Order no.	Description
<b>01RHR100A</b>	HR 100 hybrid rework system, complete, with HYBRID TOOL (31RHR100A-01), Vac-Pen vacuum pipette (0VPO20), hybrid adapters 01RHR100A-14, -15, -16 and adapter changer 01RHR100A-24
<b>11RHR100A0A67</b>	HR 100, 115 V version
<b>01RHR100A-HP</b>	HR 100 hybrid rework system, complete, with HYBRID TOOL (31RHR100A-01), Vac-Pen vacuum pipette (0VPO20), 3 hybrid adapters, adapter changer, HYBRID TOOL holder and IR heating plate with PCB holder
<b>11RHR100AHPA67</b>	HR 100 with heating plate, 115 V version
<b>01RHR-ST050</b>	Hybrid rework tripod, complete

### Technical data

Station	Rating/Voltage	Heated area	Weight*
<b>HR 100</b>	200 W/230 V respectively 115 V, 50 – 60 Hz		4.5 kg
<b>HYBRID TOOL</b>		6 x 6 mm to 20 x 20 mm	300 g*
<b>Heating plate</b>	200 W, 800 W/230 V respectively 115 V, 50 – 60 Hz	125 x 125 mm	2.5 kg

\*without cable

# HR 200

Rework out of the Box! Rework can be that simple today

## Technical highlights

- 400 W hybrid high-power heating element
- Optional 800 W IR heating plate
- Simple power selection in four levels
- Foot switch to activate the heating process
- Very compact and handy system (footprint 300 x 300 mm)
- Usage without software



## Easy parameter setup:

		Top Heat				Parameters
		smooth		intensive		
Time*		>180 s	180-120 s	120-90 s	90-60 s	
Power level		1	2	3	4	
Bottom Heat	smooth	1	ultra light weight	sensitive bottom side		
	intensive	2	sensitive top side	typical SMT-application		
3					intensive top	
4	intensive bottom		heavy duty caution			

\*Expectable soldering time, depending on application an preheating with bottom heater.

## Order information

Order no.	Description
0HR200	HR 200 hybrid rework system with foot switch, positioning laser and PCB holder
1HR200000A67	HR 200, 115 V version
0HR200-HP	HR 200 hybrid rework system with foot switch, positioning laser, PCB holder and heating plate
1HR200-HP0A67	HR 200 with heating plate, 115 V version

Unpack, setup, solder! It's as simple as that to rework a PCB nowadays. The Ersa **HR 200** hybrid rework system contains a 400 W hybrid highpower heating element to desolder and solder SMT components up to 30 x 30 mm.

As an option, the system can operate a powerful 800 W infrared heating plate. This bottom heater guarantees ideal preheating of the assembly to rework.

The operator selects the required power for top and bottom heating with a control knob, each with four levels. A foot switch activates the heating process. The operator's hands are free to remove the desoldered component with appropriate tools.

Depending on the assembly and the preselected power, a typical soldering time for components can range from 60 to 180 s (1 - 3 min). During working breaks,

the bottom heater switches back to standby level. The integrated PCB holder positions the assembly in optimum working distance to top and bottom heater. Ersa recommends an optional cooling fan, a thermocouple sensor and a temperature measuring instrument to complete the workplace. Additional accessories including a Reflow Process Camera to observe the soldering processes round off the equipment.

## Technical data

Station	Rating/Voltage	Heated area	Weight*
HR 200	400 W/230 V respectively 115 V, 50 – 60 Hz	30 x 30 mm	3.7 kg
Heating plate	800 W/230 V respectively 115 V, 50 – 60 Hz	125 x 125 mm	2.5 kg

\*without cable

# Fume Extractions EASY ARM



GLOBAL. AHEAD. SUSTAINABLE.

# EASY ARM 1 AND EASY ARM 2

For a healthy work environment



## Technical highlights

- Efficient 3-stage particle and gas filtering
- Super silent operation
- Independently adjustable suction power per arm
- Optical and acoustical filter exchange status
- Easy and fast filter exchange – without tools
- Identical filters for EASY ARM 1 and EASY ARM 2


Ersa solder fume extraction **EASY ARM 1** and **EASY ARM 2** stand out by a high suction power and an efficient filter performance combined with super silent operation. Exhaust volume per arm is 100 m<sup>3</sup>/h. Both are equipped with filters that clean the process air in three stages: The pre-filter absorbs dust and big particles. The combined filter separates micro particles which occur during soldering and absorbs dangerous gas molecules in the incorporated activated carbon filter.

The operator can choose between a system with one exhaust arm – the **EASY ARM 1** – and a unit with two exhaust arms – the **EASY ARM 2**. Both units can be mounted individually by means of their table clamp. Exhaust power is set independently for each extraction arm at the touch of a button. The **EASY ARM 1** and **EASY ARM 2** use an identical pre-filter

and combined filter. Optical and acoustical signals inform the operator when filters have to be exchanged.

A wide range of exhaust arms and nozzles for all applications are available so that the user will find the proper solution for his requirements.

For energy saving purposes and to extend filter lifetime, both units can be connected with Ersa i-CON soldering stations or a standby switch. In this way, the extraction unit is only working whilst the attached soldering station is in operation, stopping as soon as the soldering station goes into standby mode.






















## Order information

Order no.	Description	Dimensions (L x B x H)	Rating	Volume flow/ Vacuum	Noise level	Filter
OCA10-001	Ersa EASY ARM 1 filter unit, complete, with i-CON C interface	255 x 255 x 470 mm	40 W / 100 – 240 V 50 – 60 Hz	100 m <sup>3</sup> /h max. / 1,800 Pa	max. 50 dB (A)	HEPA activated carbon
OCA10-002	Ersa EASY ARM 2 filter unit, complete, with i-CON C interface	490 x 255 x 470 mm	80 W / 100 – 240 V 50 – 60 Hz	2 x 100 m <sup>3</sup> /h max. / 2 x 1,800 Pa	max. 50 dB (A)	HEPA activated carbon



# ACCESSORIES

## EASY ARM 1 and EASY ARM 2

	Order no.	Description		Order no.	Description
	OCA10-4002	Extraction arm Highflex, 1,000 mm, direct mount at the filter unit		3CA10-9001	Table clamp for EASY ARM 1
	OCA10-4003	Extraction arm Omniflex, 900 mm, direct mount at the filter unit		3CA10-9002	Table clamp for EASY ARM 2
	OCA10-4001	Hinged extraction arm, 500 mm, Highflex, table mount, incl. OCA10-2002		OCA10-1001	Combined filter, particle filter H13, gas filter activated carbon
	OCA10-4004	Hinged extraction arm, 600 mm, Omniflex, table mount, incl. OCA10-2002		OCA10-1002/04	Prefilter, particle filter F7 (4 pcs./packing unit)
	OCA10-2002	Connecting hose, 2,000 mm		3CA10-2003	Interface cable to connect soldering stations with interface
	OCA10-9006	Nozzle coupling Omniflex (only with extraction arms Omniflex and extraction nozzles 5001/5004)		3CA10-2004	Standby switch
	OCA10-5001*	Extraction nozzle, metallic, antistatic, 60 mm ø		OCA10-9004	Appliance coupling
	OCA10-5002	Extraction nozzle, round, ø 118 mm, antistatic		3CA10-9008	Cover lid for EA 2
	OCA10-5003	Extraction nozzle, rectangular, 155 mm x 90 mm, antistatic		OCA10-4005	Table duct Omniflex incl. OCA10-2002
	OCA10-5004*	Extraction nozzle Plus, 230 mm x 85 mm, transparent		291405	Table duct with extraction arm Omniflex, 600 mm, incl. OCA10-2002
	OCA10-5005*	Extraction nozzle, plastic antistatic, 60 mm ø		290763	Table duct with extraction arm Highflex, 500 mm, incl. OCA10-2002

\*In combination with an Omniflex arm, nozzle coupling Omniflex OCA10-9006 is required.

# Soldering irons and sets



# UNIVERSAL SOLDERING IRONS

## Ersa 30 S and MULTI-TIP

**Ersa 30 S** stands out by its sturdiness and longevity and is available with **30 W** and **40 W**. It can be used in a variety of ways for soldering tasks in handicrafts, service and hobbies. Delivery includes a practical, easy to mount rubber stick-on support disk.

The **MULTI-TIP** irons cover a wide range of applications and stand out by low weight and compact design. The handle stays relatively cool while soldering. The MULTI-TIP is available with 15 W and 25 W and suitable for micro-soldering joints and medium-sized soldering. Internally heated soldering tips and long-life PTC heating elements provide high efficiency and a constant tip temperature.



*Ersa 30 S universal soldering iron. Soldering tip series 032 see page 55. Also available with heat resistant cable, order number 0330KD0028.*




*Micro soldering iron MULTI-TIP C15. Soldering tip series 162 see page 54.*

*Micro soldering iron MULTI-TIP C25. Soldering tip series 172 see page 54.*

### Order information

Order no.	US version 115 V	Description	With soldering tip	Rating/ Voltage	Heating time	Max. tip temperature	Weight*
0330KD	1330KDA068	Ersa 30 S soldering iron	0032KD, ERSADUR	30 W/230 V	approx. 2 min	approx. 380 °C	80 g
0340KD	1340KDA068	Ersa 30 S soldering iron	0032KD, ERSADUR	40 W/230 V	approx. 2 min	approx. 420 °C	80 g
0910BD		MULTI-TIP C15 soldering iron	0162BD, ERSADUR	15 W/230 V	approx. 120 s	approx. 350 °C	28 g
0920BD		MULTI-TIP C25 soldering iron	0172BD, ERSADUR	25 W/230 V	approx. 90 s	approx. 450 °C	34 g

\*without cable



# STANDARD SOLDERING IRONS

## Ersa 50 S, Ersa 80 S and Ersa 150 S

The soldering irons **Ersa 50 S/80 S/150 S** are designed for soldering operations with a greater heat requirement, as, for example, on copper conductors with a cross-section of 2.5 mm<sup>2</sup> (Ersa 50 S, 50 W) to 6 mm<sup>2</sup> (Ersa 150 S, 150 W).

The devices are supplied with an angled soldering tip as standard. Thanks to their elaborately generated "protective coating", ERSADUR tips have a long service life.

Other areas of application include soldering thin sheet metal and lead glazing (Ersa 150 S).



Standard soldering iron Ersa 50 S. Soldering tip series 052 see page 55.



Standard soldering iron Ersa 80 S. Soldering tip series 082 see page 55.



Standard soldering iron Ersa 150 S. Soldering tip series 152 see page 55.



### Order information

Order no.	US version 115 V	Description	With soldering tip	Rating/ Voltage	Heating time	Max. tip temperature	Weight*
0055JD	1055JDA068	Ersa 50 S soldering iron	0052JD, ERSADUR	50 W/230 V	approx. 3 min	approx. 400 °C	160 g
0085JD	1085JDA068	Ersa 80 S soldering iron	0082JD, ERSADUR	80 W/230 V	approx. 3 min	approx. 410 °C	220 g
0155JD	1155JDA068	Ersa 150 S soldering iron	0152JD, ERSADUR	150 W/230 V	approx. 3 min	approx. 450 °C	245 g

\*without cable

# HIGH-SPEED SOLDERING IRONS

## MULTI-SPRINT solder gun


The Ersa **MULTI-SPRINT** is an extremely light, transformer-independent solder gun with a heat-up rating of up to 150 W and an ergonomic design.

In combination with the internally heated ERSADUR longlife soldering tip, the MULTI-SPRINT's PTC (Positive Temperature Coefficient) heating element offers especially high performance. The short heat-up time makes it ideal for high-speed series soldering.

The MULTI-SPRINT is heated only as long as the button is pressed.

The large selection of tips of the 832 / 842 series affords a wide range of applications, and not just in service and repairs.

MULTI-SPRINT high-speed solder gun. Soldering tip series 832/842 see page 50.



Wide range of soldering tips



PTC

### Order information

Order no.	US version 115 V	Description	With soldering tip	Rating/ Voltage	Heating time	Max. tip temperature	Weight*
0960ED	1960EDA068	MULTI-SPRINT solder gun	0832EDLF, ERSADUR	150/75 W/ 230 V, 50 – 60 Hz	approx. 15 s	subject to how long the button is pressed	100 g

\*without cable



# TEMPERATURE CONTROLLED IRONS

## PTC 70 and MULTI-TC



PTC 70 - power soldering iron with temperature control. Soldering tip series 832/842 see page 50.

The Ersa **PTC 70** is a powerful and sturdy universal soldering iron with Ersa RESISTRONIC temperature control. This proven temperature control system together with the ceramic PTC heating element provides

unusually fast heat-up and heat recovery. Due to the accurate temperature control and the wide range of ERSADUR longlife tips of the 832 and 842 series, the PTC 70 is a perfect tool for both very small solder

joints as well as for applications with medium heat requirements. The PTC 70 is supplied with the soldering tip 0832CDLF.

### Order information

Order no.	US version 115 V	Description	With soldering tip	Rating/ Voltage	Heating time	Max. tip temperature	Weight*
0710CD	1710CDA068	PTC 70 soldering iron	0832CDLF, ERSADUR	75 W (350 °C)/ 230 V AC	approx. 34 s (280 °C)	250 – 450 °C	approx. 60 g

\*without cable



MULTI-TC - power soldering iron with temperature control. Soldering tip series 832/842 see page 47.

The Ersa **MULTI-TC** is a powerful, sturdy, temperature-controlled universal soldering iron with a precise temperature sensor located directly under the internally heated soldering tip. This temperature sensor registers the actual temperature in the immediate vicinity of the solder joint. Consequently, the heating system with

internal PTC heating element immediately reacts to the heat loss and recovers very fast.

The high heating efficiency and the large selection of soldering tips and inserts serve filigree applications in electronics. The MULTI-TC can also be used for further

applications, for example classical lead glazing and Tiffany soldering.

By dispensing with a heavy transformer and thanks to its heat-resistant connecting cable, the Ersa MULTI-TC is especially suitable for mobile use in service, maintenance and repairs.

### Order information

Order no.	Description	With soldering tip	Rating/ Voltage	Heating time	Max. tip temperature	Weight*
0760CD	MULTI-TC soldering iron	0842CD, ERSADUR	75 W (350 °C) 230 V, 50 – 60 Hz	approx. 34 s (280 °C)	250 – 450 °C	60 g

\*without cable

# GAS SOLDERING IRON

## INDEPENDENT 75



### INDEPENDENT 75 PROFI-SET

- INDEPENDENT 75 gas soldering iron with soldering tip 0G072KN
- Soldering tips 0G072CN, 0G072AN and 0G072VN
- Flame nozzle 0G072BE
- Hot gas nozzle 0G072HE
- Hot blade 0G072MN
- Deflector 0G072RE to shrink heat-shrinkable sleeves
- Tool holder 0A20
- Cleaning sponge 0006G/SB and sponge container 0G156

Soldering tip series G072 see page 51.

Mobile power – wherever you want! Powerful, with comprehensive and top-quality equipment, small, handy and practically packed. The Erska **INDEPENDENT 75 BASIC-SET** and **PROFI-SET** gas soldering sets will meet your every need! The ergonomic, antistatic gas soldering iron with piezo ignition is ideal for service and maintenance work, especially if there is no power supply available! The continuously adjustable output of 15 – 75 W (compared with electrical soldering irons) allows maximum soldering tip temperatures

of up to 580 °C. The INDEPENDENT is powered by filtered butane gas. Operating time per gas filling is about 60 min.

Both sets come with a practical carrying case. Besides the standard **BASIC-SET** equipment, the **PROFI-SET** contains two additional soldering tips, a hot blade for cutting high-resistance foam, a hot-gas nozzle, a deflector for heat-shrinkable sleeves and a flame nozzle for micro-welding.



### INDEPENDENT 75 BASIC-SET

- INDEPENDENT 75 gas soldering iron with soldering tip 0G072KN
- Soldering tip 0G072CN
- Holder 0A20
- Cleaning sponge 0006G/SB and sponge container 0G156

#### Order information

Order no.	Description	With soldering tip	Rating/ Voltage	Heating time	Max. tip temperature	Weight
0G07400041	INDEPENDENT 75 BASIC-SET gas soldering set	...KN; ...CN	15 – 75 W	approx. 46 s (280 °C)	approx. 580 °C	73 g
0G07400141	INDEPENDENT 75 PROFI-SET gas soldering set	...KN; ...CN; ...AN; ...VN; ...BE; ...HE; ...MN; ...RE	15 – 75 W	approx. 46 s (280 °C)	approx. 580 °C	73 g

# GAS SOLDERING IRON

## INDEPENDENT 130



Soldering tip series G132 see page 51.

### INDEPENDENT 130 PROFI-SET

- INDEPENDENT 130 gas soldering iron with soldering tip OG132KN
- Soldering tips OG132CN, OG132AN and OG132VN
- Flame nozzle OG132BE
- Hot gas nozzle OG132HE
- Hot blade OG132MN
- Deflector OG132RE to shrink heat-shrinkable sleeves
- Cleaning sponge 0006G/SB and sponge container OG156

The “big” gas soldering device from Erska, the **INDEPENDENT 130**, can be applied wherever demanding soldering tasks have to be performed without a power supply.

Its broad range of continuously variable **25 – 130 W (compared with electrical soldering irons)** and its comprehensive range of soldering tips allow a wide variety of uses in service, installation, maintenance and repair work.

The integrated piezo ignition and powering by filtered butane gas ensure the easiest possible handling and great reliability. The operating time per gas filling is about 120 minutes, with a maximum tip temperature of about 580 °C.

Like its smaller mate, the INDEPENDENT 75, the INDEPENDENT 130 is also available in both set versions, namely as a **BASIC-SET** or **PROFI-SET**.



### INDEPENDENT 130 BASIC-SET

- INDEPENDENT 130 gas soldering iron with soldering tip OG132KN
- Soldering tip OG132CN
- Holder OA20
- Cleaning sponge 0006G/SB and sponge container OG156

#### Order information

Order no.	Description	With soldering tip	Rating/ Voltage	Heating time	Max. tip temperature	Weight
0G13400041	INDEPENDENT 130 BASIC-SET gas soldering set	..KN; ...CN	25 – 130 W	approx. 50 s (280 °C)	approx. 580 °C	121 g
0G13400141	INDEPENDENT 130 PROFI-SET gas soldering set	...KN; ...CN; ...AN; ...VN; ...BE; ...HE; ...MN; ...RE	25 – 130 W	approx. 50 s (280 °C)	approx. 580 °C	121 g

## Accessories and process materials



# INFRARED HEATING PLATES

## IRHP 100 A



Infrared rework heating plate IRHP 100, controlled in 6 stages via the optional i-CON 1C MK2 control station.

The Ersa **IRHP 100 A** infrared heating plate offers bottom-side PCB preheating for hand soldering, desoldering and touch-up applications. The safe and powerful medium wavelength IR heating technology offers a tremendous benefit to today's workbench.

Working temperatures of the soldering tools can be greatly reduced. Lower tip temperatures decrease the risk of PCB damage while at the same time greatly increasing tip lifetime. The heating plate is controlled by i-CON control stations which are equipped with the corresponding interface, see the i-CON Matrix in page 24.

### Order information

Order no.	US-Version 115 V	Description	Heated area (L x B)	Dimensions (L x B x H)	Rating/ Voltage	Weight*
OIRHP100A-03	OIRHP100A-04	IRHP 100 A infrared rework heating plate	125 x 125 mm	200 x 260 x 53.5 mm	250 W (Stufe 6) 230 V~(115 V~), 50 – 60 Hz	approx. 2.6 kg

\*without cable

# TEMPERATURE MEASURING DEVICE

## DTM 110

In certified businesses and from a quality standpoint, regular checks of the soldering tip temperature are obligatory. Ersa soldering stations are extremely temperature-stable over their entire service life.

Also available  
with calibration  
certificate

Possible differences between the set and actual value due to differences in tips or to slight heating element tolerances in the

RESISTRONIC control system can be easily ascertained with the **DTM 110** temperature measuring device and corrected easily and fast on nearly all Ersa soldering stations.

The measurement is conducted by cleaning the heated soldering tip and wetting it with new solder. The soldering tip is then put on the sensor wires. As soon as the display has stabilized the temperature is determined.



The DTM 110 is equipped with a patented sensor unit (K-type) with sensor wires made of chromel and alumel. It provides exact temperatures of even finest soldering tips.

### Order information

Order no.	Description	Measuring range	Operating temperature	Power supply	Dimensions without sensor unit	Weight
ODTM110	DTM 110 temperature measuring device, packed in a plastic case	-65 – 1,200 °C	-20 – 50 °C	2 x AA battery, 1.5 V	approx. 108 x 54 x 28 mm	approx. 125 g
ODTM100P	DTM 110 temperature measuring device with calibration certificate, packed in a plastic case	-65 – 1,200 °C	-20 – 50 °C	2 x AA battery, 1.5 V	approx. 108 x 54 x 28 mm	approx. 125 g

# DESOLDERING DEVICE

## SOLDAPULLT AS 196

The **SOLDAPULLT AS 196** model is distinguished by extremely good recoil damping and has proven its merit many times over in industry. The dual seal ring system guarantees constant suction power on a high level.



SOLDAPULLT AS 196 desoldering device

### Order information

Order no.	Description	Desoldering tips	Suction capacity
0AS196	SOLDAPULLT AS 196 antistatic desoldering device	0LS197	34 cm <sup>3</sup>

# VACUUM PIPETTE

## SVP 100

The **SVP 100** vacuum pipette can be used to handle nearly all components, except MELFs and MINI-MELFs. This tool consists of a nickel-plated aluminum handle, sealed at the rear end by a plug.



Vacuum pipette SVP 100

When opened, replacement tips and suction cups can be stored here.

### Order information

Order no.	Description	Length	Ø Housing diameter	Ø Cup diameters	Weight
0SVP100	SVP 100 vacuum pipette, complete, with bent tip 0SVP12K and 3 silicone cups 0SVP13A	150 mm	14 mm	4 mm, 6 mm, 9 mm	60 g

# TIP EXCHANGER

## 3ZT00164

For changing all internally heated soldering and desoldering tips as well as hot-air nozzles, we recommend tip exchanger **3ZT00164** with flat nose pliers and side cutter. These special pliers allow tips to be replaced safely and protectively, even when hot.

### Order information

Order no.	Description
3ZT00164	Tip exchanger



# STACKING RACKS

## STR 200

The Erska **STR 200** stacking rack can be used for combining two i-CON soldering stations or one i-CON station with any other Erska soldering station.



*Stacking racks for a well-organized workplace (delivery without soldering stations)*

### Order information

Order no.	Description
<b>OSTR200</b>	STR 200 stacking rack to arrange the Erska i-CON soldering stations in a safe and space-saving way on the workbench

# SOLDER WIRE DISPENSER


## SR 100

The Erska **SR 100** solder wire dispenser is extremely durable and can accept solder wire reels of up to 1,000 g.

Optimal unwinding of different reels is ensured by a conical centering nut.

The flexibly mounted solder wire guide is suitable for all current solder wire diameters and allows unwinding in the desired direction without having to change the location of the SR 100.

Available as an accessory and easily retrofitted, the Erska SR 101 kit allows simultaneous use of a second spool.



*Solder wire dispenser (delivery without solder wire)*

*Retrofit kit for a second solder wire spool, optionally available (delivery without solder wire and SR 100)*

### Order information

Order no.	Description	Solder wire spools	Spool receiver diameter
<b>OSR100</b>	SR 100 solder wire dispenser for one spool	250 g, 500 g, 1,000 g	14 mm
<b>OSR101</b>	Retrofit kit SR 101 for a 2nd spool	250 g, 500 g, 1,000 g	14 mm

# TOOL HOLDERS AND CLEANING SPONGES

Soldering and desoldering devices are heating devices and, depending on the application, can attain high temperatures during operation. This equipment must never be operated without supervision;

during longer interruptions of work they should be switched off and always be stored in suitable tool holders. Most of the **Ersa tool holders** are made of metal or heat-resistant duroplastic, and

most are antistatic. Most holders have a viscose or dry sponge for tip cleaning, as well as options for conveniently resting and storing soldering and desoldering tips.

## TOOL HOLDERS & CLEANING SPONGES

Order no.	Description	Order no.	Description
 <b>0A04</b>	Tool holder for soldering irons from 50 W – 150 W output; ISOTYP and 0185PZ soldering irons	 <b>0A56</b>	Tool holder for X-TOOL VARIO desoldering iron
 <b>0A05</b>	Tool holder for medium-sized and small soldering irons	 <b>0A57</b>	Tool holder for i-TOOL HP soldering iron
 <b>0A08MSET</b>	Dry sponge 0008M with container for dry cleaning of soldering tips (especially for lead-free)	 <b>0A58</b>	<b>TIP'N TURN</b> Tool holder with Tip'n Turn concept for i-TOOL TRACE soldering iron, also suitable for irons of the i-TOOL MK2 series
 <b>0A17</b>	Tool holder for soldering irons from 200 W to 550 W	 <b>0A59</b>	Tool holder for i-TOOL MK2, i-TOOL NANO MK2 soldering irons
 <b>0A18</b>	Tool holder for soldering irons of the MULTI-TIP series; TIP 260 soldering iron	 <b>0A60</b>	Tool holder for i-TOOL PICO MK2 soldering iron
 <b>0A39</b>	Tool holder for RT 80 soldering iron	 <b>3N194/SB</b>	Rubber support disk for MULTI-TIP, MULTI-PRO, Ersa 30 S soldering irons
 <b>0A42</b>	Tool holder for TIP TOOL, POWER TOOL, ERGO TOOL, MICRO TOOL and TECH TOOL soldering irons	 <b>0G156</b>	Sponge container G156 for INDEPENDENT 75 and INDEPENDENT 130 gas soldering irons
 <b>0A43</b>	Tool holder for CHIP TOOL	 <b>0003B/SB</b>	Viscose sponge, blue, 55 x 55 mm, for tool holders 0A09, 10, 13, 16, 24, 25, 28, 29, 30, 34, 35, 36, 39, 41 – 45, 48
 <b>0A45</b>	Universal holder for 832 tip series (C8 – C18, MD, QD, ZD models), solder wire feed unit and solder fume extraction	 <b>0004G/SB</b>	Viscose sponge, 34 x 65 mm for tool holders 0A05, 0A21 and 0A26
 <b>0A54</b>	Tool holder for CHIP TOOL VARIO desoldering tweezers	 <b>0006G/SB</b>	Sponge, ø 36 mm for sponge container 0G156 for INDEPENDENT 75 and INDEPENDENT 130 gas soldering irons
 <b>0A55</b>	Tool holder for i-TOOL AIR S hot air iron	 <b>0008M/10</b>	Dry sponge for dry sponge holder 0A08MSET

Check out our  
Ersa Webshop





# TIP HOLDER

## SH 11

The tip holder can be equipped with the latest soldering tips or desoldering tip pairs, in particular for SMD technology. In this way, tips can be stored neatly arranged in a space-saving way for quick access.



Tip holder 0SH11 with adapter (delivery without tips)

### Order information

Order no.	Description	Equipped with ERSADUR soldering tips	Equipped with ERSADUR desoldering tips
0SH11	SH 11 tip holder, unequipped	0102PDLF04, ...PDLF10, ...CDLF24, ...WDLF23, ...ADLF40, ...SDLF06L, tip fastener for i-TOOL 3IT1040-00	0742ED0819H, ...1023H, ...1225H, 0462SDLF002 and 0462CDLF018, 0472BR, ...CR, ...DR and ...ER

# SOLDER WIRE

Ersa **solder wire** consists exclusively of high-quality raw materials. Manufactured on state-of-the-art machines, the wire meets all quality requirements. It is manufactured in different dimensions and with different alloys, to meet all practical requirements. Different types of "flux cores" allow individual adaptation to all soldering needs, especially in electronics and the electronic industry.

Please refer to the Ersa webshop for a detailed list including wire diameters, further information and order numbers.



Available in different alloys and drum sizes in order to meet various fields of application.

### Order information

Solder alloy according to DIN EN 29453	Flux according to DIN EN ... % flux share	Melting temperature
Sn96.5Ag3.0Cu0.5	29453, J-STD-004A/EN61190-1-1: ROL0, halogen-free, 3.5 %	217 °C
Sn96.5Ag3.0Cu0.5	29453, J-STD-004A/EN61190-1-1: RELO, halogen-free, 1.6 %	217 °C – 219 °C
Low-residue, halogen-free No-Clean solder wire. Especially adapted to the requirements in electronic production. The flux stands out by high temperature resistance, and it does not spray while melting. The light, solid flux residues are neither corrosive nor electrically conductive. Consequently it is not necessary to remove them from the solder joint.		
Sn60Pb40	29453, J-STD-004A/ EN61190-1-1: RELO, 1.4 %	183 °C – 190 °C
Sn63Pb37	29453, J-STD-004A/EN61190-1-1: ROL0, halogen-free, 0.9 %	183 °C

Subject to changes

# DESOLDERING WICKS

Ersa **desoldering wicks** are saturated with halogen-free No-Clean flux. They are suitable for protectively removing excess solder and old solder, especially from boards carrying SMD components. A fine

copper fabric with high capillary power ensures optimal desoldering results. The additional use of a flux cream may be appropriate under certain circumstances.



## Order information

Order no.	Description	Package size*
<b>OWICKNC1.5/10</b>	No-Clean wicks, length 1.5 m, width 1.5 mm	10 pcs.
<b>OWICKNC2.2/10</b>	No-Clean wicks, length 1.5 m, width 2.2 mm	10 pcs.
<b>OWICKNC2.7/10</b>	No-Clean wicks, length 1.5 m, width 2.7 mm	10 pcs.
<b>OWICKNC4.9/10</b>	No-Clean wicks, length 1.5 m, width 4.9 mm	10 pcs.

\*single-piece package.also available

# FLUX AND FLUX REMOVERS



Ersa No-Clean flux creams available in different quantities



FLUX-REMOVER



FLUX-PEN

Ersa **No-Clean flux and flux cream** have proven their merit especially in all repair processes in SMD technology. Like all Ersa consumables, they meet the appli-

cable standards and quality requirements. They can easily and precisely be applied by means of the FLUX-PEN or cartridge, supplied with plunger and needle.

Excess residue is removed, if necessary, by means of the FLUX-REMOVER with the aid of absorbent, non-pulping paper towels or specially offered ESD-safe products.


## Order information

Order no.	Description	Quantities	Danger sign
<b>0FMKANC32-005</b>	No-Clean flux cream, EN 29454/1.1.3 C	5 ml cartridge	05; 07
<b>0FMKANC32-200</b>	No-Clean flux cream, EN 29454/1.1.3 C	200 ml can	05; 07
<b>4FMJF8300-005</b>	Flux gel 8300 for rework, EN 29454-1/1.2.3 C (F-SW33), resinous, halogen-free, low residues	5 ml cartridge	07
<b>4FMJF8300-030</b>	Flux gel 8300 for rework, EN 29454-1/1.2.3 C (F-SW33), resinous, halogen-free, low residues	30 ml cartridge	07
<b>0FMPEN</b>	FLUX-PEN without flux		
<b>4FMJF8001-PEN</b>	FLUX-PEN with IF 8001 flux, EN 29454/2.2.3 A (F-SW 34/DIN 8511)	7 ml	02; 08
<b>0FMIF8001-001</b>	IF 8001 flux, EN 29454/2.2.3 A	100 ml	02; 08
<b>4FMJF6000-PEN</b>	FLUX-PEN with IF 6000 flux, for lead-free rework, EN 29454/1.1.3 A, solid 7.5 %	7 ml	02; 07
<b>0FMIF6000-001</b>	IF 6000 flux for lead-free rework, EN 29454/1.1.3.A (F-SW 32), resinous, halogen-free, long activation time, low residues, solid 7.5 %	100 ml	02; 07
<b>0FMIF2005-002</b>	IF 2005 M low-solid No-Clean flux EN 29454/2.2.3 A	200 ml sprayer	02; 07; 08
<b>0FR400</b>	FLUX-REMOVER (0FR400), with brush 0FR202 and protective cap 0FR203	400 ml cartridge	02; 07; 09



# Soldering and desoldering tips



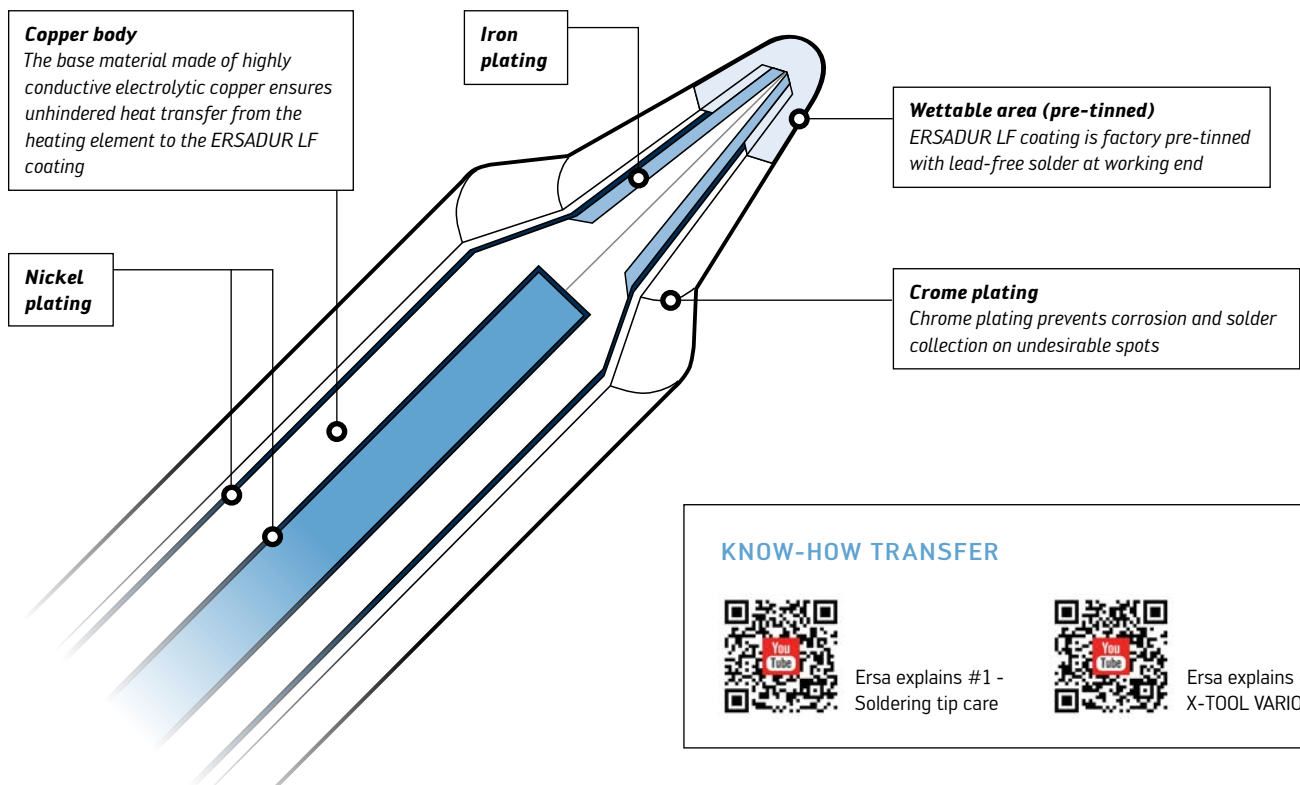


# ERSADUR

## Longlife soldering tips

The soldering tip is the “heart” of the soldering iron. Its job is to transfer the heat from the heating element via the solder to the solder joint. Depending on the soldering iron and the application, different types of tips are available. Prerequisites for good solder joints are a correct tip shape, perfect heat transfer, an excellent condition of the tip and a reliable stability. In addition, the soldering tip also has to convey the necessary amount of sensitivity back to the operator.

ERSADUR longlife tips are designed for continuous operation and for high-quality results. They are galvanically plated with an iron coating and protected against corrosion and oxidation by an additional chrome layer. This manufacturing process was developed and is used exclusively by Erska. The ERSADUR tips’ perfect thermal conductivity protects the heating element from overheating and premature wear. Erska offers a comprehensive range of soldering and desoldering tips for the diverse requirements.



### KNOW-HOW TRANSFER



Ersa explains #1 - Soldering tip care



Ersa explains #2 - X-TOOL VARIO

# Professional tip care

## for optimal soldering quality and a long tip life

In the field of hand soldering, a long tip lifetime with continuously good soldering results is essential for the users. Oxidized soldering tips can only slowly melt the solder, which decreases productivity. A soldering tip needs care in order to ensure an efficient process. Dry cleaning of soldering tips offers substantial advantages. The

tips are not cooled abruptly and contaminated tips resulting from dirty sponges are avoided. Due to the slightly abrasive properties of the special wire mesh, passive layers that accumulated on the tip can easily be removed. Tip life is thus increased considerably in lead-free hand soldering.

### Dry cleaning with metal wool



340 – 360 °C for lead-free solder



Remove dirty metal wool and empty the solder collecting box




Just stick soldering tip into dry cleaner and turn




Add new solder after cleaning


### Cleaning with damp sponge



Sponge (0003B) must be damp



Carefully wipe off tip



DAMP – NOT WET!



Immediately add new solder

## PRODUCTS FOR TIP CARE



### Ersa Dry Sponge

The Ersa Dry Sponge (order no. 0008M/SB, 0008M/10) is an alternative to the wet sponge and can be beneficial, especially in lead-free soldering.



### Service tool for X-TOOL VARIO

Service tool for tip exchange and cleaning of the X-TOOL VARIO desoldering iron (order no. E074600).



### Cleaning kit for tip series 742H (X-TOOL VARIO)

The cleaning kit includes the fitting drill bits for the tips of the 742H series to remove residues in the suction channel of the tip (order no. E074700).



### Cleaning brush

Brush with brass bristles for gentle tip cleaning (order no. 3ZT00051). It can also be used to clean heating elements.

# SERIES 142 ERSADUR LONGLIFE SOLDERING TIPS

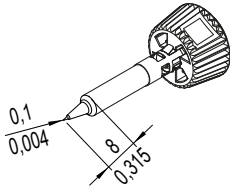
**TIP'N'TURN**



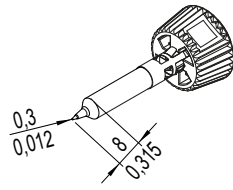
tip identification  
by QR code

■ i-CON TRACE with i-TOOL TRACE soldering iron, all i-CON MK2 stations with i-TOOL MK2, i-TOOL NANO MK2 or i-TOOL PICO MK2 soldering iron

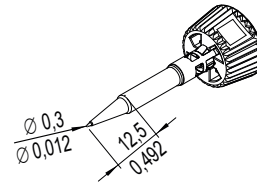
**0142PDLF01/SB**  
pencil point, recessed, 0.1 mm  $\varnothing$



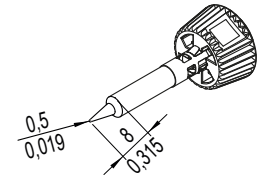
**0142PDLF03/SB**  
pencil point, recessed, 0.3 mm  $\varnothing$



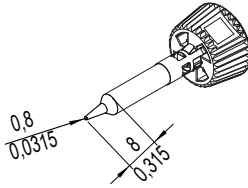
**0142PDLF03L/SB**  
pencil point, extended, 0.3 mm  $\varnothing$



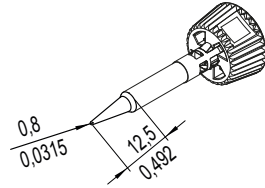
**0142PDLF05/SB**  
pencil point, 0.5 mm  $\varnothing$



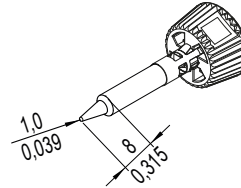
**0142PDLF08/SB**  
pencil point, 0.8 mm  $\varnothing$



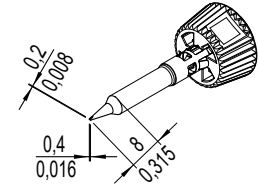
**0142PDLF08L/SB**  
pencil point, extended, 0.8 mm  $\varnothing$



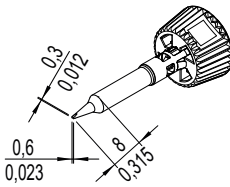
**0142PDLF10/SB**  
pencil point, 1.0 mm  $\varnothing$



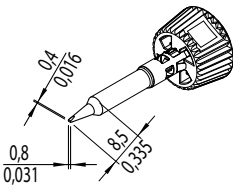
**0142CDLF04/SB**  
chisel-shaped, 0.4 mm



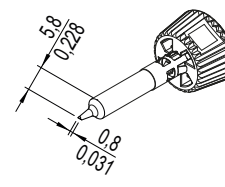
**0142CDLF06/SB**  
chisel-shaped, 0.6 mm



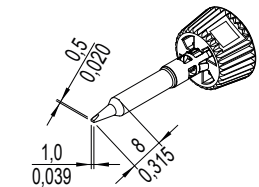
**0142CDLF08/SB**  
chisel-shaped, 0.8 mm



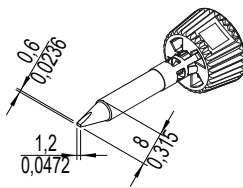
**0142CDLF08A/SB**  
chisel-shaped, asymmetric, 0.8 mm



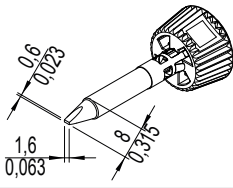
**0142CDLF10/SB**  
chisel-shaped, 1.0 mm



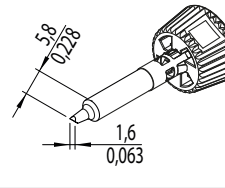
**0142CDLF12/SB**  
chisel-shaped, 1.2 mm



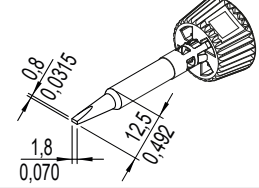
**0142CDLF16/SB**  
chisel-shaped, 1.6 mm



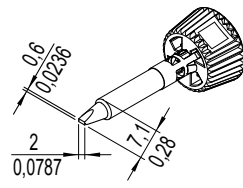
**0142CDLF16A/SB**  
chisel-shaped, asymmetric, 1.6 mm



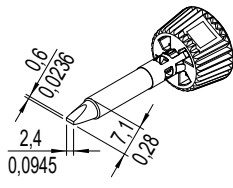
**0142CDLF18L/SB**  
chisel-shaped, extended, 1.8 mm



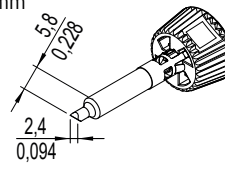
**0142CDLF20/SB**  
chisel-shaped, 2.0 mm



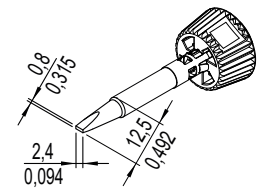
**0142CDLF24/SB**  
chisel-shaped, 2.4 mm



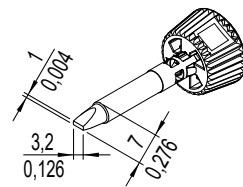
**0142CDLF24A/SB**  
chisel-shaped, asymmetric, 2.4 mm



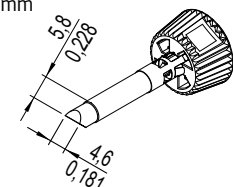
**0142CDLF24L/SB**  
chisel-shaped extended, 2.4 mm



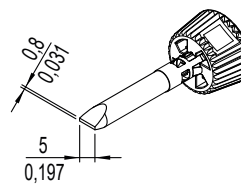
**0142CDLF32/SB**  
chisel-shaped, 3.2 mm



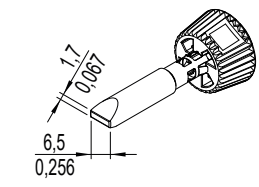
**0142CDLF46A/SB**  
chisel-shaped, asymmetric, 4.6 mm



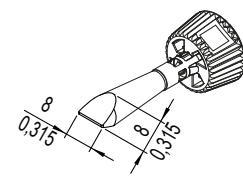
**0142CDLF50/SB**  
chisel-shaped, 5.0 mm



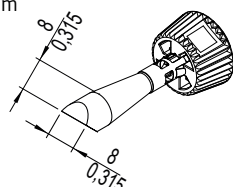
**0142CDLF65/SB**  
chisel-shaped, 6.5 mm



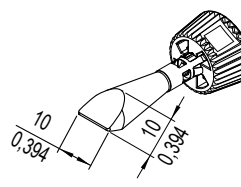
**0142CDLF080/SB**  
chisel-shaped, 8.0 mm



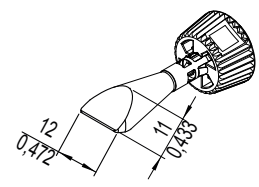
**0142CDLF80A/SB**  
chisel-shaped, asymmetric, 8 mm



**0142CDLF100/SB**  
chisel-shaped, 10.0 mm



**0142CDLF120/SB**  
chisel-shaped, 12.0 mm



Dimensions without pre-tinning

# SERIES 142 ERSADUR LONGLIFE SOLDERING TIPS

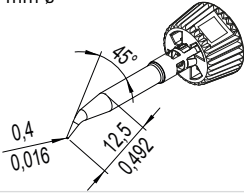
**TIP'N'TURN**



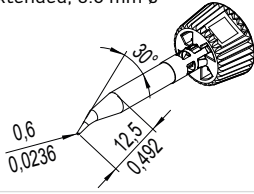
tip identification  
by QR code

■ i-CON TRACE with i-TOOL TRACE soldering iron, all i-CON MK2 stations with i-TOOL MK2, i-TOOL NANO MK2 or i-TOOL PICO MK2 soldering iron

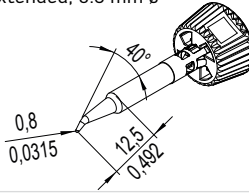
**0142SDLF04L/SB**  
pencil point, bent, extended,  
0.4 mm  $\varnothing$



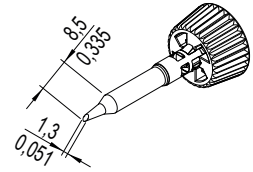
**0142SDLF06L/SB**  
pencil point, bent,  
extended, 0.6 mm  $\varnothing$



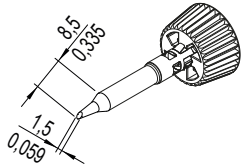
**0142SDLF08L/SB**  
pencil point, bent,  
extended, 0.8 mm  $\varnothing$



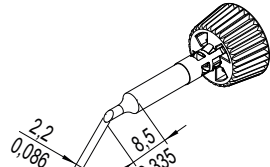
**0142ADLF13/SB**  
angled face, 1.3 mm  $\varnothing$



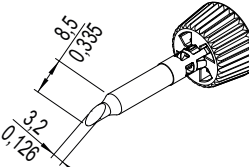
**0142ADLF15/SB**  
angled face, 1.5 mm  $\varnothing$



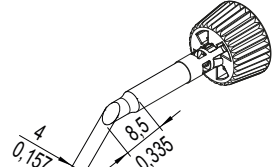
**0142ADLF22/SB**  
angled face, 2.2 mm  $\varnothing$



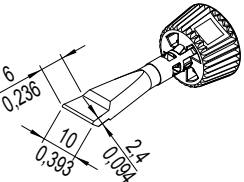
**0142ADLF32/SB**  
angled face, 3.2 mm  $\varnothing$



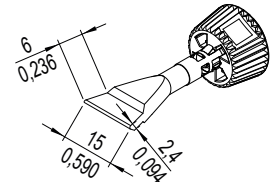
**0142ADLF40/SB**  
angled face, 4.0 mm  $\varnothing$



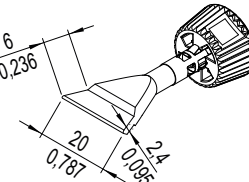
**0142ZDLF100/SB**  
WICK-TIP, 10.0 mm



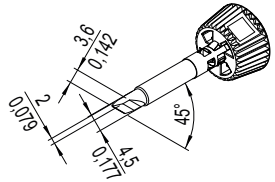
**0142ZDLF150/SB**  
WICK-TIP, 15.0 mm



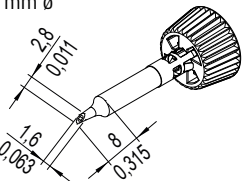
**0142ZDLF200/SB**  
WICK-TIP, 20.0 mm



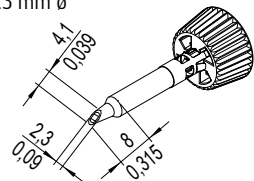
**0142BDLF20/SB**  
PLCC blade



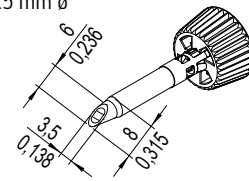
**0142WDLF16/SB**  
PowerWell with concave portion,  
1.6 mm  $\varnothing$



**0142WDLF23/SB**  
PowerWell with concave portion,  
2.3 mm  $\varnothing$



**0142WDLF35/SB**  
PowerWell with concave portion,  
3.5 mm  $\varnothing$

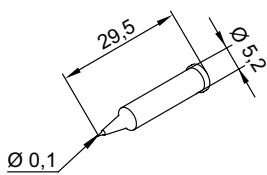


Dimensions without pre-tinning

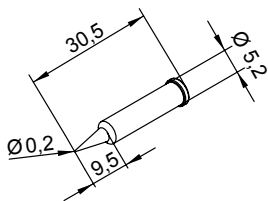
# SERIES 102 ERSADUR LONGLIFE SOLDERING TIPS

■ All i-CON stations with i-TOOL, i-TOOL NANO or i-TOOL PICO soldering iron

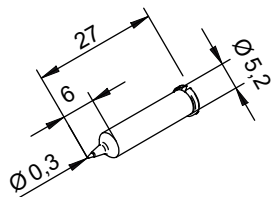
**0102PDLF01/SB**  
pencil point, recessed, 0.1 mm  $\varnothing$



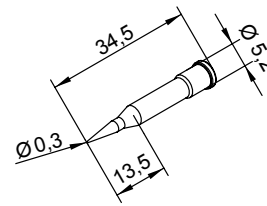
**0102PDLF02/SB**  
pencil point, 0.2 mm  $\varnothing$



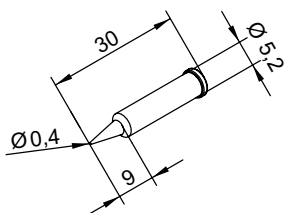
**0102PDLF03/SB**  
pencil point, recessed, 0.3 mm  $\varnothing$



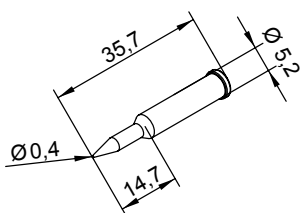
**0102PDLF03L/SB**  
pencil point, extended, 0.3 mm  $\varnothing$



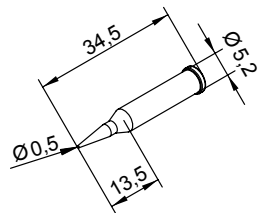
**0102PDLF04/SB**  
pencil point, 0.4 mm  $\varnothing$



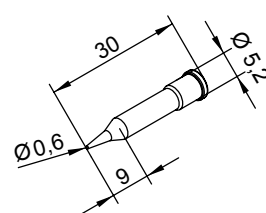
**0102PDLF04L/SB**  
pencil point, extended, 0.4 mm  $\varnothing$



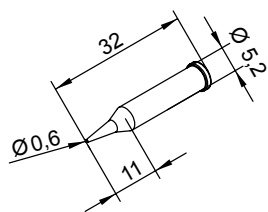
**0102PDLF05L/SB**  
pencil point, extended, 0.5 mm  $\varnothing$



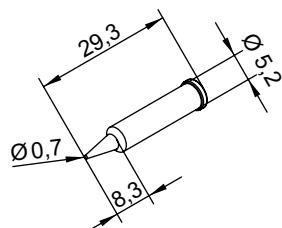
**0102PDLF06/SB**  
pencil point, extended, 0.6 mm  $\varnothing$



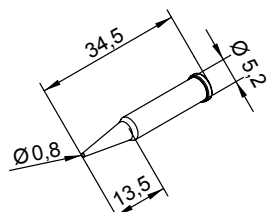
**0102PDLF06L/SB**  
pencil point, extended, 0.6 mm  $\varnothing$



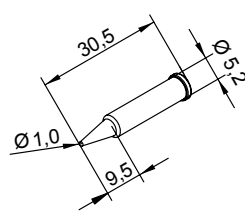
**0102PDLF07/SB**  
pencil point, 0.7 mm  $\varnothing$



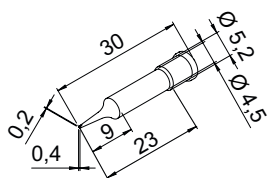
**0102PDLF08L/SB**  
pencil point, extended, 0.8 mm  $\varnothing$



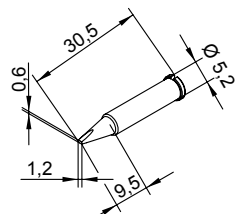
**0102PDLF10/SB**  
pencil point, 1.0 mm  $\varnothing$



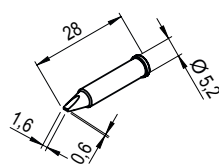
**0102CDLF04/SB**  
chisel-shaped, 0.4 mm



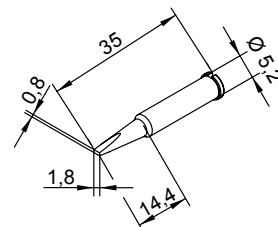
**0102CDLF12/SB**  
chisel-shaped, 1.2 mm



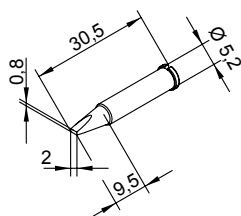
**0102CDLF16/SB**  
chisel-shaped, 1.6 mm



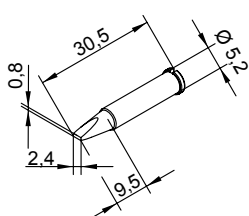
**0102CDLF18L/SB**  
chisel-shaped, extended, 1.8 mm



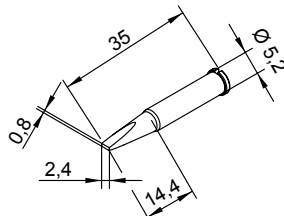
**0102CDLF20/SB**  
chisel-shaped, 2.0 mm



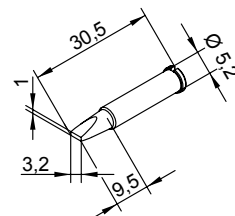
**0102CDLF24/SB**  
chisel-shaped, 2.4 mm



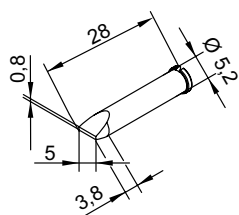
**0102CDLF24L/SB**  
chisel-shaped, 2.4 mm



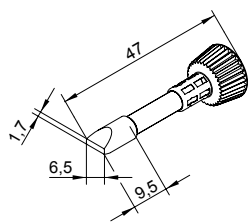
**0102CDLF32/SB**  
chisel-shaped, 3.2 mm



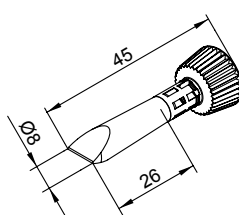
**0102CDLF50/SB**  
chisel-shaped, 5.0 mm



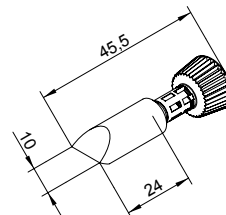
**0102CDLF65/SB**  
chisel-shaped, 6.5 mm



**0102CDLF080C/SB**  
chisel-shaped, conical, 8.0 mm



**0102CDLF100/SB**  
chisel-shaped, 10.0 mm



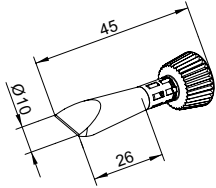
Dimensions without pre-tinning



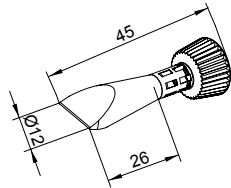
# SERIES 102 ERSADUR LONGLIFE SOLDERING TIPS

■ All i-CON stations with i-TOOL, i-TOOL NANO or i-TOOL PICO soldering iron

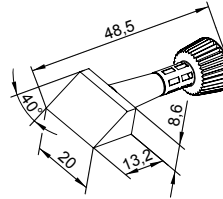
**0102CDLF100C/SB**  
chisel-shaped, conical, 10.0 mm



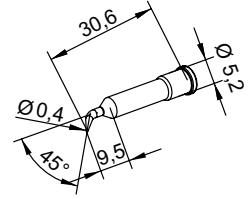
**0102CDLF120C/SB**  
chisel-shaped, conical, 12.0 mm



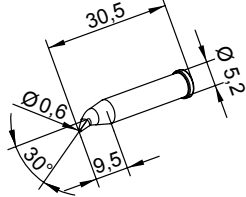
**0102CDLF200/SB**  
angled face, 20.0 mm



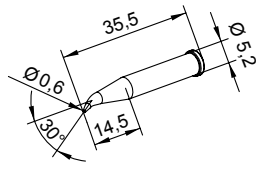
**0102SDLF04/SB**  
pencil point, bent, 0.4 mm ø



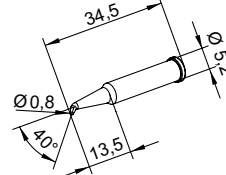
**0102SDLF06/SB**  
pencil point, bent, 0.6 mm ø



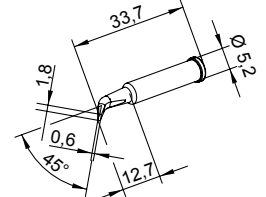
**0102SDLF06L/SB**  
pencil point, bent, extended, 0.6 mm ø



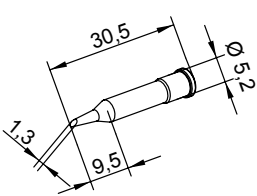
**0102SDLF08L/SB**  
pencil point, bent, extended, 0.8 mm ø



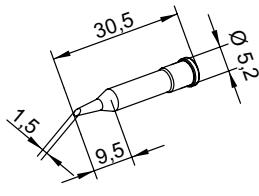
**0102SDLF18/SB**  
chisel-shaped, bent, 1.8 mm ø



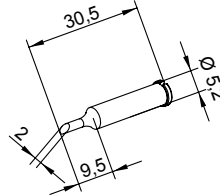
**0102ADLF13/SB**  
angled face, 1.3 mm ø



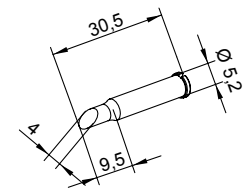
**0102ADLF15/SB**  
angled face, 1.5 mm ø



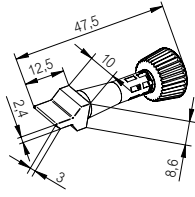
**0102ADLF20/SB**  
angled face, 2.0 mm ø



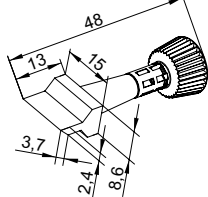
**0102ADLF40/SB**  
angled face, 4.0 mm ø



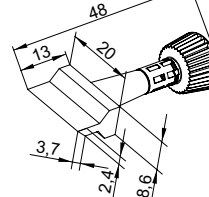
**0102ZDLF100/SB**  
WICK-TIP, 10.0 mm



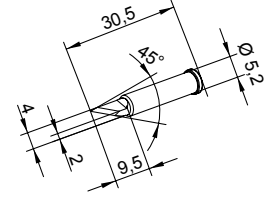
**0102ZDLF150/SB**  
WICK-TIP, 15.0 mm



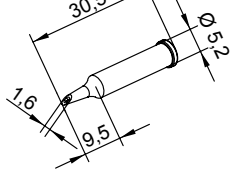
**0102ZDLF200/SB**  
WICK-TIP, 20.0 mm



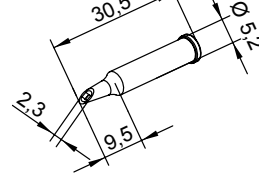
**0102BDLF20/SB**  
PLCC blade



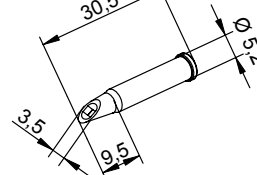
**0102WDLF16/SB**  
PowerWell with concave portion, 1.6 mm ø



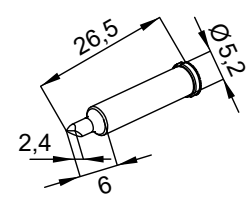
**0102WDLF23/SB**  
PowerWell with concave portion, 2.3 mm ø



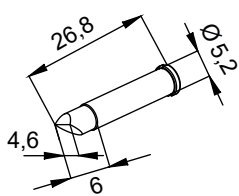
**0102WDLF35/SB**  
PowerWell with concave portion, 3.5 mm ø



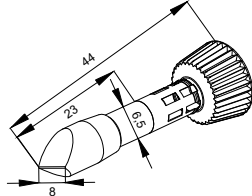
**0102CDLF24A/SB**  
chisel-shaped, asymmetric, 2.4 mm



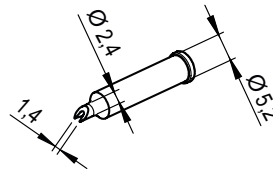
**0102CDLF46A/SB**  
chisel-shaped, asymmetric, 4.6 mm



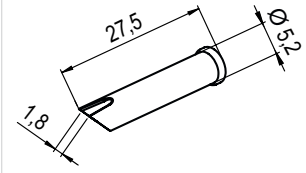
**0102CDLF80A/SB**  
chisel-shaped, asymmetric, 8.0 mm



**0102YDLF1224/SB**  
slotted, angled face, ID 1.2 mm, OD 2.4 mm



**0102YDLF1852**  
slotted, angled face, ID 1.8 mm, OD 5.2 mm



Dimensions without pre-tinning

# SERIES 832, 842 & 852 ERSADUR LONGLIFE SOLDERING TIPS

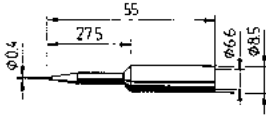
- ANALOG 60/60 A
- ANALOG 80/80 A
- DIGITAL 80 A

- DIGITAL 2000 A with POWER TOOL
- ELS 8000/M/D
- Ersa 15+ / 25+ / 35+

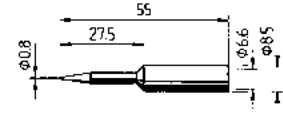
- MICRO-CON 60 iA with POWER TOOL
- MS 6000 / MS 8000/D
- MULTI-PRO/MULTI-SPRINT

- MULTI-TC/PTC 70
- RDS 80
- TWIN 80 A with ERGO TOOL

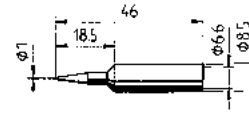
**0832UD/SB, 0832UDLF/SB**  
pencil point, extended, 0.4 mm  $\phi$



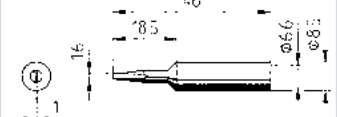
**0832SD/SB, 0832SDLF/SB**  
pencil point, extended, 0.8 mm  $\phi$



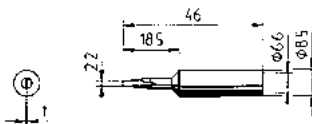
**0832BD/SB, 0832BDLF/SB**  
pencil point, 1.0 mm  $\phi$



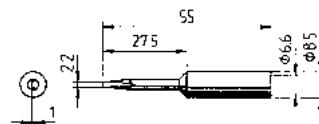
**0832YD/SB, 0832YDLF/SB**  
chisel-shaped, 1.6 mm



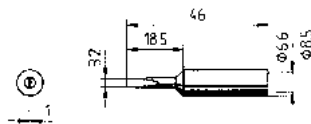
**0832CD/SB, 0832CDLF/SB**  
chisel-shaped, 2.2 mm



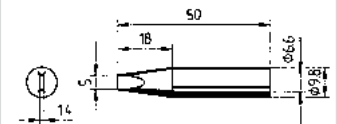
**0832KD/SB, 0832KDLF/SB**  
chisel-shaped, extended, 2.2 mm.



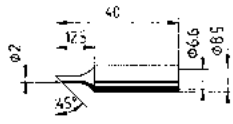
**0832ED/SB, 0832EDLF/SB**  
chisel-shaped, 3.2 mm



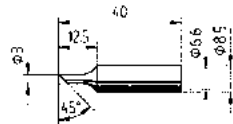
**0832VD/SB, 0832VDLF/SB**  
chisel-shaped, 5.0 mm



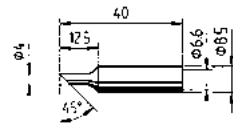
**0832FDLF/SB**  
angled face, 2.0 mm



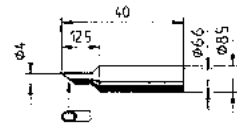
**0832TDLF/SB**  
angled face, 3.0 mm  $\phi$



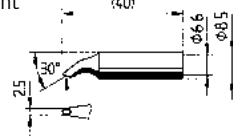
**0832NDLF/SB**  
angled face, 4.0 mm  $\phi$



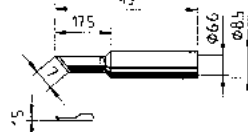
**0832PW/SB**  
PowerWell with concave portion



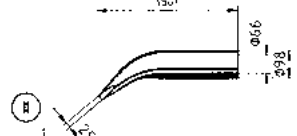
**0832HD/SB**  
SolderWell with concave portion bent



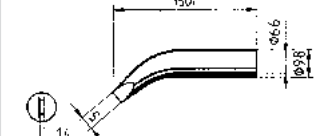
**0832AD/SB**  
PLCC blade, 1.5 mm



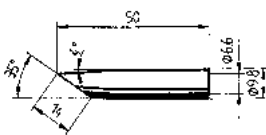
**0832WD/SB**  
chisel-shaped, bent, 2.5 mm



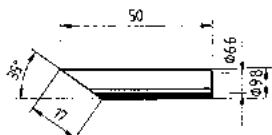
**0832RD/SB**  
chisel-shaped, bent, 5.0 mm



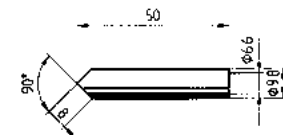
**0832GDLF/SB**  
angled face, 14 mm, 35°



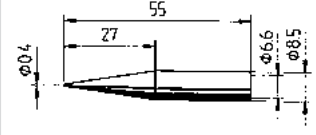
**0832LDLF/SB**  
angled face, 17 mm, 35°



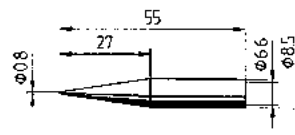
**0832MDLF/SB**  
angled face both sides, 8 mm



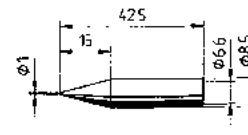
**0842UD/SB, 0842UDLF/SB**  
pencil point, extended, 0.4 mm  $\phi$



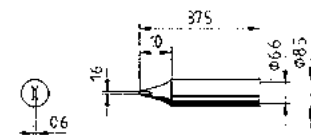
**0842SD/SB, 8042SDLF/SB**  
pencil point, 0.8 mm  $\phi$ , extended



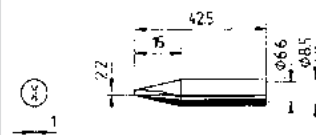
**0842BD/SB, 0842BDLF/SB**  
pencil point, 1.0 mm  $\phi$




**0842YD/SB, 0842YDLF/SB**  
chisel-shaped, 1.6 mm



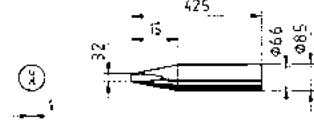
**0842CD/SB, 0842CDLF/SB**  
chisel-shaped, 2.2 mm



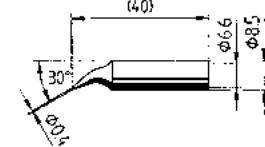
**0842KD/SB, 0842KDLF/SB**  
chisel-shaped, extended, 2.2 mm



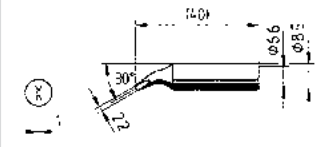
**0842ED/SB, 0842EDLF/SB**  
chisel-shaped, 3.2 mm



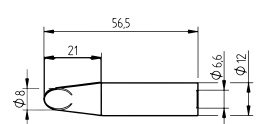
**0842ID/SB**  
pencil point, bent, 0.4 mm  $\phi$



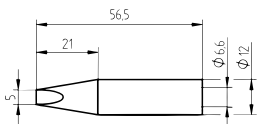
**0842JD/SB**  
chisel-shaped, bent, 2.2 mm



**0852GD/SB**  
angled face, 8.0 mm



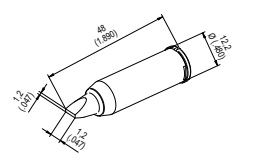
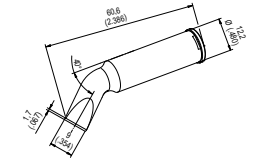
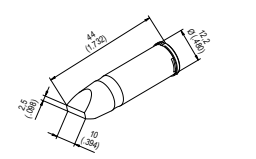
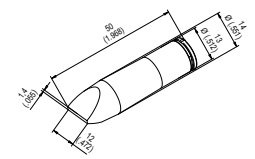
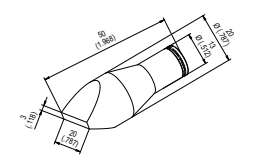
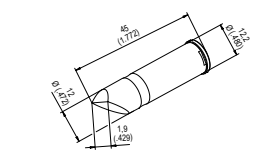
**0852VD/SB**  
chisel-shaped, 5.0 mm



Dimensions without pre-tinning

# SERIES 242 ERSADUR LONGLIFE SOLDERING TIPS

■ i-CON VARIO 2 and 4 with i-TOOL HP soldering iron

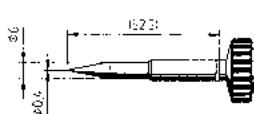
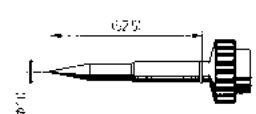
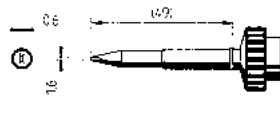
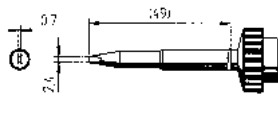
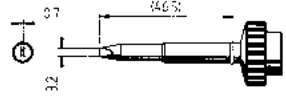
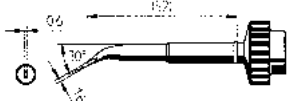
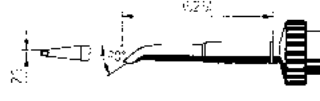
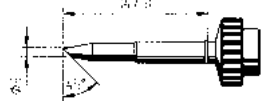
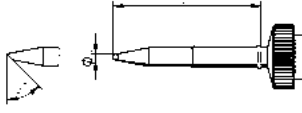
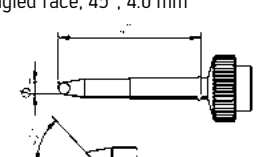
<p><b>0242CDLF50/SB</b> chisel-shaped, 5.0 mm</p> 	<p><b>0242SDLF90/SB</b> chisel-shaped, bent 40°, 9.0 mm</p> 	<p><b>0242CDLF100/SB</b> chisel-shaped, 10.0 mm</p> 	<p><b>0242CDLF120/SB</b> chisel-shaped, 12.0 mm</p> 
<p><b>0242CDLF200/SB</b> chisel-shaped, 20.0 mm</p> 	<p><b>0242CDLF109A/SB</b> chisel-shaped, asymmetric, 10.9 mm</p> 		

Dimensions without pre-tinning

# SERIES 612 ERSADUR LONGLIFE SOLDERING TIPS

■ CPS 60.10  
■ DIGITAL 60 A

■ DIGITAL 2000 A with TECH TOOL  
■ MICRO-CON 60 iA with TECH TOOL

<p><b>0612SDLF/SB</b> pencil point, 0.4 mm <math>\emptyset</math></p> 	<p><b>0612BDF/SB</b> pencil point, 1.0 mm <math>\emptyset</math></p> 	<p><b>0612ADLF/SB</b> chisel-shaped, 1.6 mm</p> 	<p><b>0612KDLF/SB</b> chisel-shaped, 2.4 mm</p> 
<p><b>0612EDLF/SB</b> chisel-shaped, 3.2 mm <math>\emptyset</math></p> 	<p><b>0612JD/SB</b> chisel-shaped, bent 30°, 1.6 mm</p> 	<p><b>0612HD/SB</b> Ersa SolderWell with concave portion, 30° bent, 2.5 mm</p> 	<p><b>0612ND/SB</b> angled face, 45°, 3.0 mm</p> 
<p><b>0612FDLF/SB</b> angled face, 45°, 2.0 mm</p> 	<p><b>0612WDLF/SB</b> angled face, 45°, 4.0 mm</p> 		

Dimensions without pre-tinning

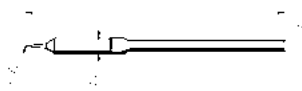
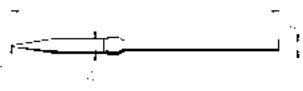
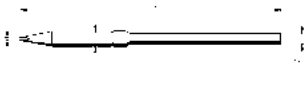
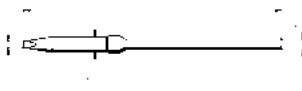
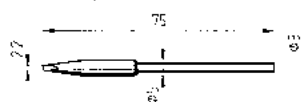
# SERIES 212 ERSADUR LONGLIFE SOLDERING TIPS

■ ANALOG 20 A  
■ DIGITAL 2000 A with MICRO TOOL

■ MICRO-CON 60 iA with MICRO TOOL  
■ REWORK 80

■ SMD 8000  
■ SMT UNIT 60 A/A5

■ TWIN 40 A/A5  
■ TWIN 80 A with MICRO TOOL

<p><b>0212SDLF/SB</b> pencil point, 0.2 mm <math>\emptyset</math></p> 	<p><b>0212BDF/SB</b> pencil point, 0.4 mm <math>\emptyset</math></p> 	<p><b>0212CDLF/SB</b> chisel-shaped, 1.0 mm</p> 	<p><b>0212EDLF/SB</b> chisel-shaped, 1.8 mm</p> 
<p><b>0212FDLF/SB</b> chisel-shaped, reinforced, 2.2 mm</p> 			

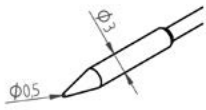
Dimensions without pre-tinning

## SERIES 462 DESOLDERING TIPS

■ All i-CON stations with CHIP TOOL VARIO desoldering pincette

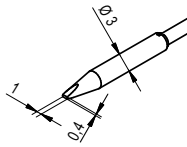
**0462PDLF005/SB**

pencil point, 0.5 mm  $\phi$



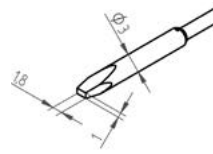
**0462CDLF010/SB**

chisel-shaped, 1.0 mm



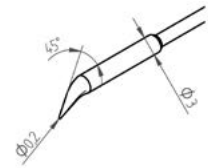
**0462CDLF018/SB**

chisel-shaped, 1.8 mm



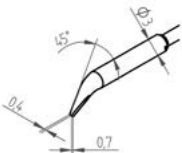
**0462SDLF002/SB**

pencil point, 0.2 mm  $\phi$ , bent



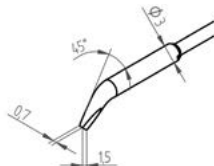
**0462MDLF007/SB**

chisel-shaped, bent, 0.7 mm



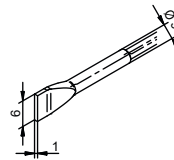
**0462MDLF015/SB**

chisel-shaped, bent, 1.5 mm



**0462FDLF060/SB**

desoldering tips, 6 mm



Dimensions without pre-tinning

## SERIES 722 ERSADUR DESOLDERING TIPS

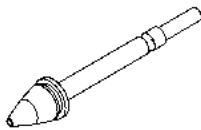
■ DIGITAL 2000 A with X-TOOL

■ X-TOOL KIT 1

■ All i-CON stations with X-TOOL

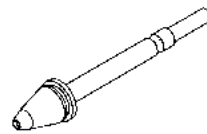
**0722ED0821/SB**

ID  $\phi$  0.8 mm, OD  $\phi$  2.1 mm



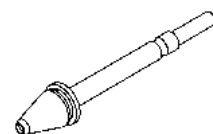
**0722ED1226/SB**

ID  $\phi$  1.2 mm, OD  $\phi$  2.6 mm



**0722ED1529/SB**

ID  $\phi$  1.5 mm, OD  $\phi$  2.9 mm



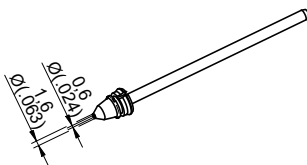
Dimensions without pre-tinning

## SERIES 742 DESOLDERING TIPS, ERSADUR, NICKEL-PLATED

■ All i-CON Stations with X-TOOL VARIO desoldering iron

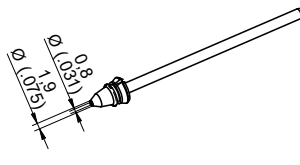
**0742ED0616H/SB**

ERSADUR desoldering tip, highly tin-plated



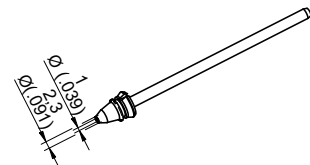
**0742ED0819H/SB**

ERSADUR desoldering tip, highly tin-plated



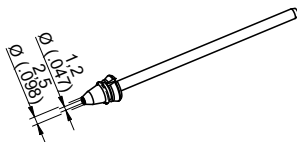
**0742ED1023H/SB**

ERSADUR desoldering tip, highly tin-plated



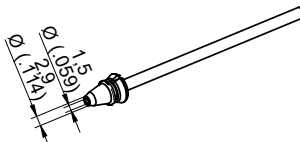
**0742ED1225H/SB**

ERSADUR desoldering tip, highly tin-plated



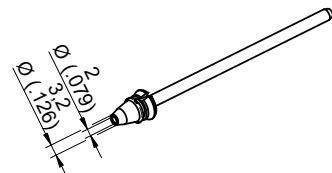
**0742ED1529H/SB**

ERSADUR desoldering tip, highly tin-plated



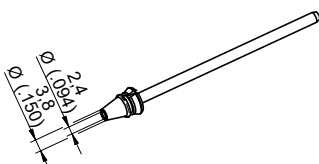
**0742ED2032H/SB**

ERSADUR desoldering tip, highly tin-plated



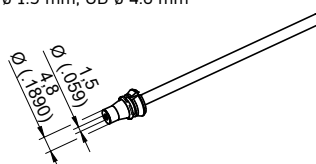
**0742ED2438H/SB**

ERSADUR desoldering tip, highly tin-plated



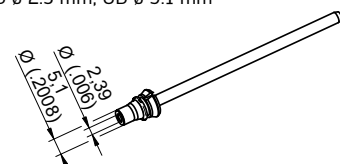
**0742ED1548H/SB**

ERSADUR desoldering tip, highly tin-plated  
ID  $\phi$  1.5 mm, OD  $\phi$  4.8 mm



**0742ED2351H/SB**

ERSADUR desoldering tip, highly tin-plated  
ID  $\phi$  2.3 mm, OD  $\phi$  5.1 mm



Dimensions without pre-tinning

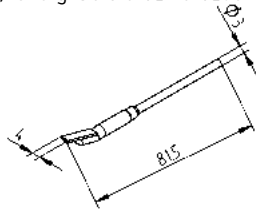
# SERIES 422/452 ERSADUR DESOLDERING TIPS

■ DIGITAL 2000 A with CHIP TOOL  
■ MICRO-CON 60 iA with  
 SMD DESOLDERING PINCETTE 40

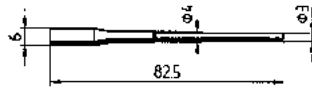
■ SMT UNIT 60 AC/A with CHIP TOOL/  
 SMD DESOLDERING PINCETTE 40

■ All i-CON stations with CHIP TOOL  
■ REWORK 80 / SMD 8000

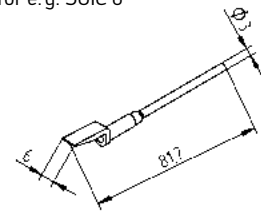
**0452FDLF040/SB**  
 4 mm, for e.g. SO 8 GT/14 GT/16GT



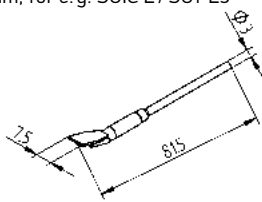
**0422ED/SB**  
 6 mm, for e.g. SOIC 8



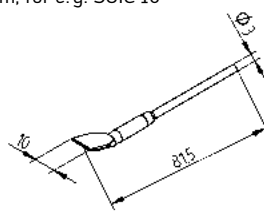
**0452EDLF060/SB**  
 6 mm, for e.g. SOIC 8



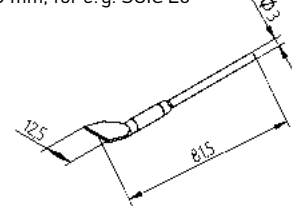
**0452FDLF075/SB**  
 7.5 mm, for e.g. SOIC 2/SOT 23



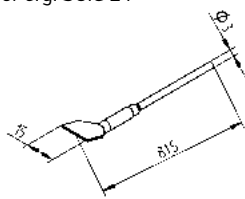
**0452FDLF100/SB**  
 10 mm, for e.g. SOIC 16



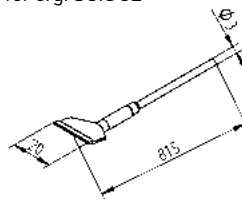
**0452FDLF125/SB**  
 12.5 mm, for e.g. SOIC 20



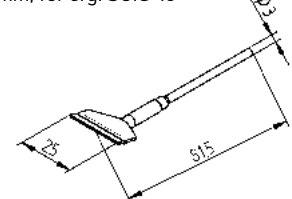
**0452FDLF150/SB**  
 15 mm, for e.g. SOIC 24



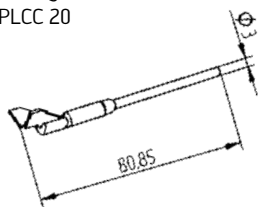
**0452FDLF200/SB**  
 20 mm, for e.g. SOIC 32



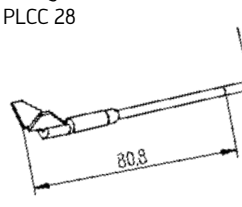
**0452FDLF250/SB**  
 25 mm, for e.g. SOIC 40



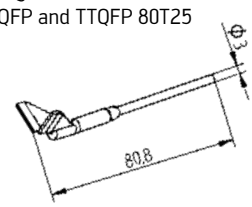
**0452QDLF100/SB**  
 90° angle, length 10 mm,  
 for e.g. PLCC 20



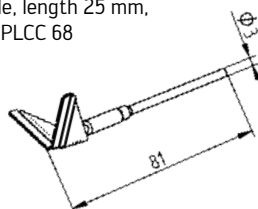
**0452QDLF125/SB**  
 90° angle, length 12.5 mm,  
 for e.g. PLCC 28



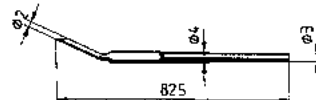
**0452QDLF150/SB**  
 90° angle, length 15 mm, for  
 e.g. QFP, TQFP and TTQFP 80T25



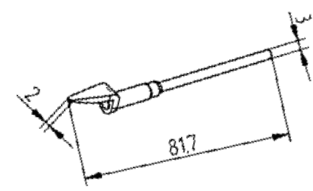
**0452QDLF250/SB**  
 90° angle, length 25 mm,  
 for e.g. PLCC 68



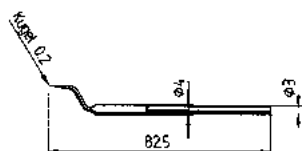
**0422MD/SB**  
 ellipse, for MELF and MINI-MELF



**0452MDLF020/SB**  
 ellipse, for MELF and MINI-MELF



**0422SD/SB**  
 for MICRO-MELF



**\*Please note:**

Tips 0422SD must be used in combination with the tip turn protection set to ensure good results.

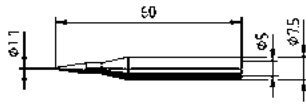
Tip turn protection set for TC 40 desoldering tweezers and DESOLDERING PINCETTE 40 on request.

## SERIES 172 ERSADUR LONGLIFE SOLDERING TIPS

■ MULTI-TIP C25

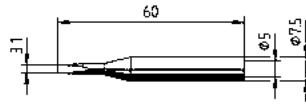
### 0172BD/SB

ERSADUR, pencil point, 1.1 mm  $\phi$



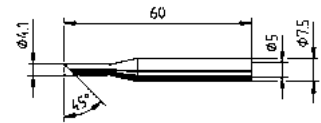
### 0172KD/SB

ERSADUR, chisel-shaped, 3.1 mm



### 0172LD/SB

ERSADUR, angled face 45°, 4.1 mm



Dimensions without pre-tinning

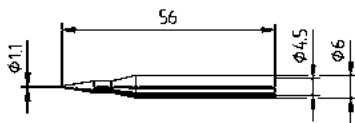
## SERIES 162 ERSADUR LONGLIFE SOLDERING TIPS

■ MULTI-TIP C15

■ TIP 260

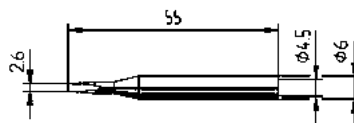
### 0162BD/SB

ERSADUR, pencil point, 1.1 mm  $\phi$



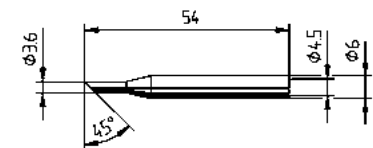
### 0162KD/SB

ERSADUR, chisel-shaped, 2.6 mm



### 0162LD/SB

ERSADUR, angled face, 45°, 3.6 mm

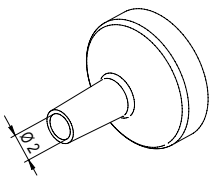


Dimensions without pre-tinning

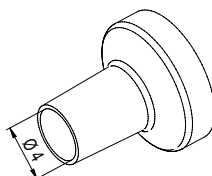
## SERIES 472 HOT-AIR NOZZLES

■ i-CON VARIO 2 and 4 with i-TOOL AIR S hot-air iron

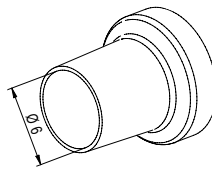
### 0472AR/SB



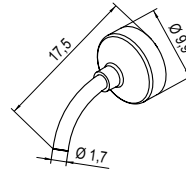
### 0472BR/SB



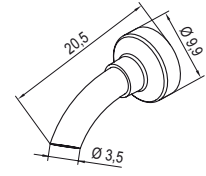
### 0472CR/SB



### 0472DR/SB



### 0472ER/SB



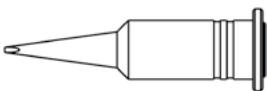
## SERIES G 072 & G 132 SOLDERING TIP

■ INDEPENDENT 75 gas soldering iron (series G 072)

■ INDEPENDENT 130 gas soldering iron (series G 132)

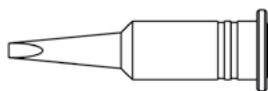
### 0G072CN/SB, 0G132CN/SB

chisel-shaped, 1.0 mm



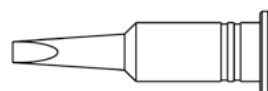
### 0G072KN/SB, 0G132KN/SB

chisel-shaped, 2.4 mm



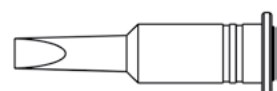
### 0G072AN/SB, 0G132AN/SB

chisel-shaped, 3.2 mm



### 0G072VN/SB, 0G132VN/SB

chisel-shaped, 4.8 mm



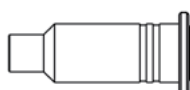
### 0G072BE/SB, 0G132BE/SB

flame nozzle



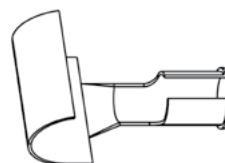
### 0G072HE/SB, 0G132HE/SB

hot gas nozzle



### 0G072RE/SB, 0G132RE/SB

deflector for hot gas nozzle  
0G072HE / 0G132HE to shrink  
heat shrinkable sleeves



### 0G072MN/SB, 0G132MN/SB

hot blade

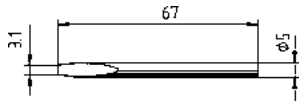


Dimensions without pre-tinning

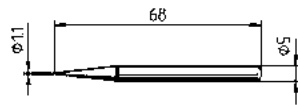
## SERIES 032 ERSADUR LONGLIFE SOLDERING TIPS

■ MULTI-TIP C25

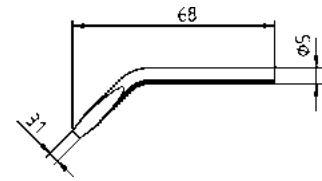
**0032KD**  
chisel-shaped, 3.1 mm



**0032BD**  
pencil point, 1.1 mm  $\phi$



**0032JD**  
chisel-shaped, bent, 3.1 mm

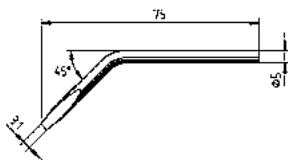


Dimensions without pre-tinning

## 052, ERSADUR LONGLIFE SOLDERING TIP

■ Ersa 50 S

**0052JD/SB**  
chisel-shaped, bent, 3.1 mm

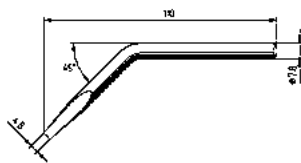


Dimensions without pre-tinning


## SERIES 082 ERSADUR LONGLIFE SOLDERING TIPS

■ Ersa 80 S

**0082JD/SB**  
chisel-shaped, bent, 4.8 mm



**0082KD/SB**  
chisel-shaped, 4.8 mm

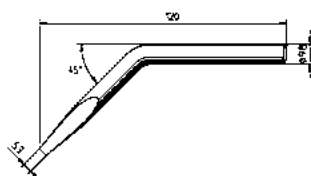


Dimensions without pre-tinning

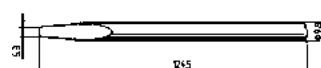
## SERIES 152 ERSADUR LONGLIFE SOLDERING TIPS

■ Ersa 50 S

**0152JD**  
chisel-shaped 5.3 mm, bent




**0152KD**  
chisel-shaped, 5.3 mm



Dimensions without pre-tinning

# SOLDERING ROBOT

## SR 500



The Ersa SR 500 soldering robot is an alternative to classical hand soldering processes, especially in applications where machine soldering processes reach their limits: This is the case, for example, if cable strands are to be soldered on a PCB. In such a case, one would normally resort to the hand soldering process, which is not admissible in some branches of industry, however.

The SR 500 is equipped with an i-TOOL soldering iron and features a high-precision, low-maintenance axis system which approaches the soldering position from any side. Programming of single solder joints, flow soldering with pre-tinned tip or drag soldering (line soldering) sequences is easy and intuitive. A camera monitors the single process steps and automatically saves them in the software so that they can be traced any time.



# INSPECTION SYSTEMS

## Optical inspection for hidden solder joints

For nearly fifteen years now, thousands of users worldwide have been benefiting from the ability to inspect hidden solder joints with the patented and award-winning ERSASCOPE inspection technology.


Industry experts, including the IPC, approve the great importance of using ERSASCOPE technology for the inspection of hidden solder joints. In combination with X-ray inspection equipment, the ERSASCOPE systems provide the most complete view of potential problems in the production process. ERSASCOPE remains to be the undisputed industry standard for optically inspecting BGAs and other hidden solder joints!

Whether for inspection under Flip-Chips or for inspection where other microscopes cannot see, ERSASCOPE technology offers a significant added value to any quality assurance program.



### ERSASCOPE M plus

Powerful external LED light source including gooseneck light guide for an optimal inspection of low-profile components such as Flip Chips,  $\mu$ BGAs and CSPs



Ersa inspection systems



# HYBRID REWORK SYSTEMS

For professional repair of electronic assemblies

Ersa has an unparalleled installed base of rework equipment worldwide, comprising several thousand systems – from smaller benchtop units to automated machines.

Ersa rework systems have proven themselves to be the undisputed leaders in handling the largest variety of rework applications. From the smallest 01005 chips up to large SMT connectors (120 mm), from SMT Flip-Chips to PTH Pin Grid Arrays, from BGA on flex circuit to stacked BGAs and from metal shields to plastic

processor sockets, the Ersa reworktechnology handles it all.

The market leader's complete range of rework products is introduced and described in the Ersa "Rework and Inspection Catalog".



Ersa rework systems




HRSoft 2 – comfortable software for process control and documentation



## HR 550

High-performance rework for specialists – the new Ersa rework platform.



## HR 600/2

Ersa's bestselling system: automated repair of electronic assemblies, flexible, efficient, safe!



## HR 600 XL

Developed for large board sizes of up to 625 x 625 mm. Safe handling of components with a size of up to 60 x 60 mm.


# DIP&PRINT STATION

Application of solder paste or flux – simple, reliable, reproducible

The Dip-in process is suitable for BGAs and many Fine-Pitch components.

The printing of solder paste directly on QFN/MLF components is effected using fitting stencils. After the print, the components are lifted from the stencil and positioned on the assembly.

Suitable for all Ersa rework systems.



Flux application in a dip stencil

### Order information

Order no.	Description
OPR100	Dip&Print Station
OPR100-PL550	Frame fixation for PL 550
OPR100-PL650	Frame fixation for PL 650
OPR100-D001	Dip stencil, 40 x 40 mm/300 µm
OPR100-D002	Dip stencil, 20 x 20 mm/150 µm
OPR100-D003	Dip stencil, 20 x 20 mm/100 µm

Customized and further stencils on request



# PERSONNEL QUALIFICATION AND SERVICES

For over 100 years, Erska has been the first address for all soldering needs. Erska equipment is designed for top performance – but for top soldering results the user also needs the latest tech knowledge. We provide you with the appropriate know-how to make your electronics production even better. Whatever your needs, our training program covers all aspects of professional soldering – from solder paste printing, reflow, selective and wave soldering to rework and hand soldering.

You can join any time! Our wide range of digital and on-site trainings certainly offers the fitting qualification measure for your needs.

## Some examples:

- Process trainings and practical training courses
- Customer-specific technology days
- Operation and maintenance trainings
- WEBinERSA webinars
- Live demonstrations and test soldering



Further information

## Your benefit

- Quality increase in the production of electronic assemblies
- Increased process safety due to higher efficiency of employees and more reliable hand and machine soldering processes
- Competitive advantages due to certified personnel
- Personal, modular certificate
- High training success due to small groups of participants
- Flexible due to modular training concept
- Up-to-date, standardized training materials
- Provides security for audits and verification requirements

# WEBinERSA WEBINAR PROGRAM

Our goal is to give all interested parties access to the desired soldering know-how – or in short: With the WEBinERSA we want to make your production even stronger!

Our webinars, each lasting 60 to 90 minutes, provide information on current topics in soldering technology and offer a wide variety: Whether stencil printing, high-end soldering machines, rework and inspection systems or intelligent solutions in classical hand soldering – there is something for everyone.

In the field of rework and hand soldering for example, we'll be covering the basics as well as specific topics such as soldering of PTHs and SMDs on high thermal mass assemblies or big board rework.

Our current WEBinERSA program is available online at [www.webinar.ersa.com](http://www.webinar.ersa.com).



WEBinERSA webinars

## Your benefit

- Worldwide and location-independent access to technology know-how
- Qualification of employees through digital system and process training
- Increased flexibility due to online trainings
- Exchange with experts on current topics in electronics production

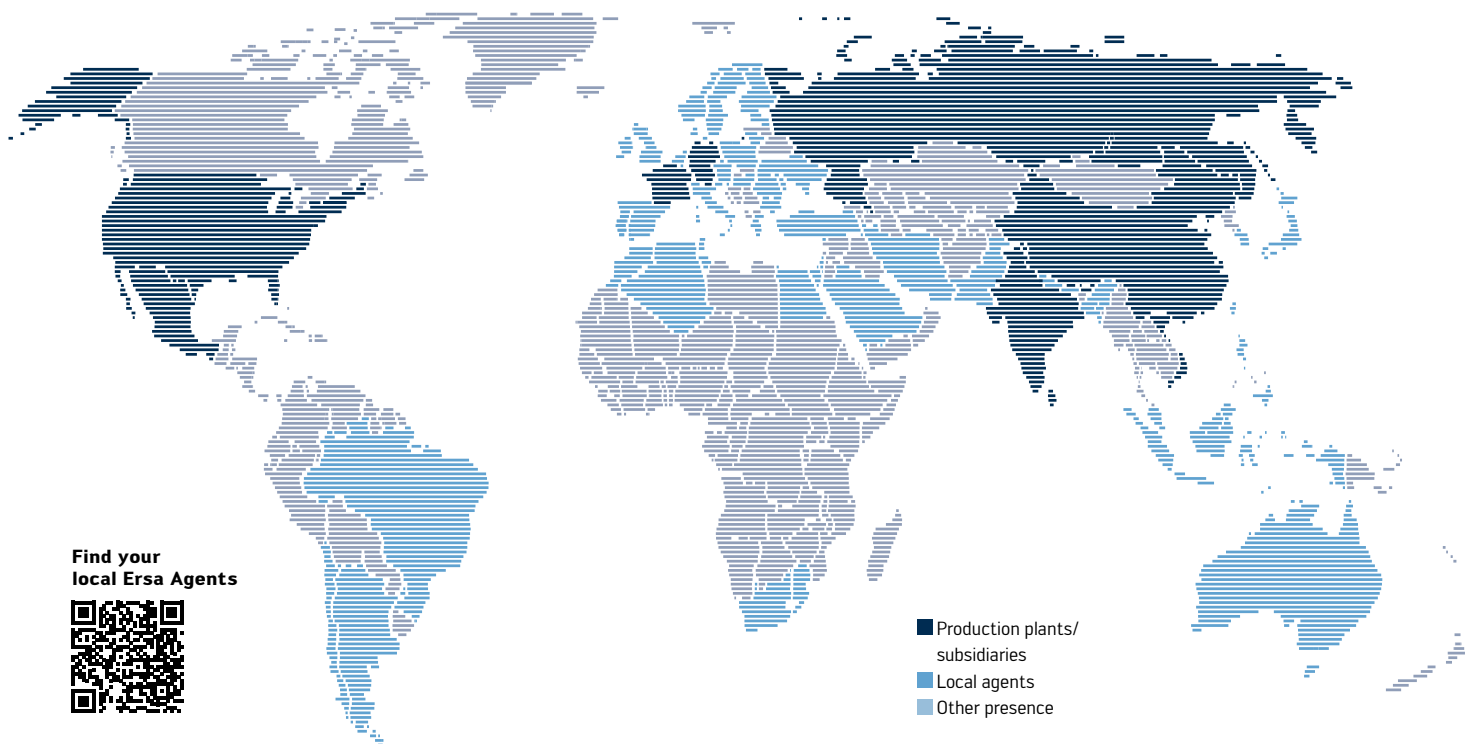
## THAT'S HOW IT WORKS

- Register via our homepage
- Receive confirmation and a link to access your WEBinERSA
- Dial in 5 minutes before the WEBinERSA starts
- Listen to the presentation and get directly in touch with the experts
- Note: The software does not have to be available in the company, it is a web link



# ELECTRONICS PRODUCTION EQUIPMENT

Worldwide presence



## America

Kurtz Ersa, Inc.  
1779 Pilgrim Road  
Plymouth, WI 53073  
USA  
Phone +1 920 893 3772  
aus den US: 1 800 363 3772  
usa@kurtzera.com  
www.ersa.com

## Mexico

Kurtz Ersa, S.A. de C.V.  
Av. Lopez Mateos Sur Núm. 1450 Int. 7  
Col. Las Villas (Plaza las Villas)  
Tlajomulco de Zúñiga, Jalisco  
C.P. 45643  
México  
Phone +52 33 15 93 18 63  
info-kmx@kurtzera.com  
www.ersa.com

## Asia

Kurtz Ersa Asia Ltd.  
Unit 03-05, 8th Floor  
One Island South  
No. 2 Heung Yip Road  
Wong Chuk Hang  
Hongkong  
China  
Phone +852 2331 2232  
asia@kurtzera.com  
www.ersa.com

## China

Ersa Shanghai  
Room 720, Tian Xiang Building  
No. 1068 Mao Tai Rd.,  
Shanghai 200336  
China  
Phone +86 213126 0818  
info-esh@kurtzera.com  
www.ersa.com

## Vietnam

Kurtz Ersa Vietnam Company Limited  
B916 Road 3, Kizuna 2 Factory Area, Lot  
B4-3-7-8, Tan Kim IP, Can Giuoc Dist.  
Long An Province, Vietnam  
Phone +84 2723 733 682  
info-kev@kurtzera.com  
www.ersa.com

## India

Kurtz Ersa India  
Smart Production Technologies  
Private Limited  
Plot Nr 18, Survey No. 43  
KA 560100 Bangalore  
Telefon: +91 973 954 5461  
india@kurtzera.com  
www.kurtzera.com

## France

Kurtz Ersa FRANCE  
2, Avenue de Wissembourg  
67500 Haguenau  
France  
Phone: +33 6 07 78 01 87  
kefrance@kurtzera.com  
www.ersa.com

Ersa GmbH  
Leonhard-Karl-Str. 24  
97877 Wertheim/Deutschland

Phone +49 9342 800-0  
Fax +49 9342 800-127  
info@ersa.de  
www.ersa.de

 **kurtz ersa**