

CORE™

TOP SHELF

TS-400 INTERIOR VIEW




Assortment of cable clamps included

3-Position adjustable rack depth

Fan option provides up to 110 watts of equipment cooling

50 lb. equipment capacity



TOP SHELF is a wall mounted enclosure intended to be installed at the ceiling and can accommodate up to 4 RU of equipment.

In addition, Top Shelf provides ample space to mount AC receptacles, AV interfaces and signal termination plates with 9 single gang mounting positions, 4 two gang mounting positions as well as oval knockouts for cable pass-through and a 6 IPS plate mounting area.

Top Shelf's locking plastic cover keeps the equipment mounted inside secure while allowing Wi-Fi and other wireless RF signals to pass between the equipment and the room.

TS-400 WITH COVER ATTACHED

Cover security lock

Paintable ABS plastic cover

Housing allows Wi-Fi pass-through



MORE MOUNTING SOLUTIONS



iPad® Wall Mount For iPad® 2 and New iPad®

iPad® is a trademark of Apple, Inc., Registered in the U.S. and other countries.



T6-FLEX with FLEX LT-200 installed



DSKB with FLEX installed



SMWB can be populated with IPS inserts

INTRODUCING...



Not shown to scale

THE LIGHT WITH A BRAIN!

LITE-it easily provides lighting in floor, wall and ceiling boxes, or anywhere a work light is needed. LITE-it can be used with all our Core Solutions. Add LITE-it to every box!

LIT1413B

Specifications subject to change.



Touchboards

205 Westwood Ave, Long Branch, NJ 07740
Phone: 866-94 BOARDS (26273) / (732)-222-1511
Fax: (732)-222-7088 | E-mail: sales@touchboards.com

CORE™

COOL OVERHEAD RACK ENCLOSURES

PART OF FSR'S INFRASTRUCTURE SOLUTIONS

Audio, Video and Data designers and installers struggle to find space to mount equipment. Floor space is becoming increasingly expensive, and the equipment security is always on people's minds.

CORE is the answer! FSR's CORE enclosures provide mounting space without impacting floor space. We use the space above the drop ceiling or on the wall near the ceiling. This also keeps the equipment separate from the room space, providing an added level of security not available in traditional floor and wall racks.

CORE products are available in two categories — **Ceiling Boxes and Wall Enclosures.**

The CORE Ceiling Boxes mount above a standard "T" grid drop ceiling, and are available in 3 sizes. They have the capacity to hold 2 half rack devices all the way up to 4 full width rack devices.

NEW

Mounting the CB-12 or CB-22 ceiling boxes in a Drywall ceiling is now possible using one of the CB-SR12 or CB-SR22 Drywall Mounting Frames as shown inside.

The CORE Top Shelf mounts close to the ceiling and holds up to 4 full width rack devices. If you don't want to penetrate the ceiling, Top Shelf is your answer.

CB-224



TS-400



CORE CEILING BOXES

CB-12 PLENUM RATED

The CB-12 series is a 1' x 2' Ceiling Box designed to fit into a standard 2' x 2', 2' x 4' drop ceiling or a drywall ceiling using of the CB-SR12 FRAMES. It features space for 2 half rack devices and has 5 AC receptacles in the box as well as 1 in the room.

A master power switch is accessible from the room.


The 'P' or Pole option adds a projector pole adapter. This allows cabling to pass from inside the ceiling box, down the pole and to the projector, providing a nice clean installation.



CB-12 shown closed



CB-12 open showing installed equipment



CB-12P with optional Projector Pole Mount

Ceiling Boxes showing the ETL logo are approved to UL60950-1 and UL2043-2006 Standards.


CB-22 PLENUM RATED

The CB-22 series is a 2' x 2' Ceiling Box designed to fit into a standard 2' x 2', 2' x 4' drop ceiling or a drywall ceiling using of the CB-SR22 FRAMES as shown below. It features space for 2 full width rack devices and has 6 AC receptacles in the box and 1 in the room. A master power switch is accessible from the room.

The 'P' or Pole option adds a projector pole adapter. This allows cabling to pass from inside the ceiling box,

down the pole and to the projector providing a nice clean installation.

The 'S' or Smart option adds cooling fans and the Smart Power module. The module allows the power in the box to be either remotely controlled or switched based on the current draw of specific outlets, allowing the power in the box to be switched on and off automatically with the projector.




CB-22 shown open



CB-22 shown closed



CB-22P with optional Projector pole mount




CB-22 shown open rotated 90° to show power outlets


CB SERIES DRYWALL MOUNTING "FRAMES"

If you want to mount our popular ceiling boxes in a drywall ceiling, you need the "FRAME". The CB-SR12 and CB-SR22 drywall mounting frames are expressly designed to easily mount FSR's 2'x2' (CB-22) and 1'x2' (CB-12) Ceiling Enclosures. The mounting frame can be installed in the ceiling opening using threaded rod, stranded wire cable, or screws through specific holes in the sides of the

unit. The ceiling box can then be hung vertically, via the included cables, while the equipment is mounted and wired allowing convenient access to the components and cables. The ceiling box can then be lifted into the frame and locked into place. The ceiling box interior can be accessed in the same way for future re-cabling and service. Ceiling boxes and frames are ordered separately depending on the type of ceiling.




Frame Only




CB-SR22 shown

Anchor



Lowered



In Place

CB-224 PLENUM RATED

The CB-224 series is a 2' x 2' high capacity ceiling box designed to fit into a standard 2' x 2' or 2' x 4' drop ceiling. It features a drop-down 4RU cage for easy installation and mounting of rack equipment. Cable guides for service loops are provided to allow the equipment to be connected in the down position and then slid up into place. The drop-down cage features pneumatic assistance to counter some of the weight of the equipment installed. The CB-224 has 6 AC outlets in the box and 1 in the room. A master power switch is accessible from the room.

The 'P' or Pole option adds a projector pole adapter.

This allows cabling to pass from inside the ceiling box down the pole and to the projector, providing a nice clean installation.

The 'S' or Smart option adds cooling fans and the Smart Power module. This module allows the power in the box to be either remotely controlled or switched based on the current draw of specific outlets, allowing the power in the box to be switched on and off automatically with the projector.

CB-224 shown open

CB-224 shown closed



CB-224P shown with equipment enclosure extended

CB-224P shown closed with optional projector pole adapter

