



Touchboards

205 Westwood Ave, Long Branch, NJ 07740
Phone: 866-94 BOARDS (26273) / (732)-222-1511
Fax: (732)-222-7088 | E-mail: sales@touchboards.com

DV-HDA-14AUD 1x4 HDMI Distribution Amplifier Manual

Based on firmware 1.06



244 Bergen Blvd Woodland Park NJ 07424 •
973-785-4347 • www.fsrinc.com

43226

LIT1573A

PROPRIETARY INFORMATION

All information in this manual is proprietary to and the property of FSR Inc. This publication is protected by the Federal Copyright Law, with all rights reserved. No part of this document may be reproduced, transcribed, or transmitted, in any form or by any means, without prior explicit written permission from FSR Inc.

UNPACKING

The DV-HDA-14AUD package includes the following items:

- DV-HDA-14AUD 1x4 HDMI Distribution Amplifier
- 12VDC 1A Power Supply with locking connector
- Under Table Mounting Brackets
- Stick on feet that can be used in place of the pre-installed feet that may be included on some of the units. Users can remove the existing feet (4) held by one screw, and use the low profile stick on feet that are included.
- User's Manual

- HDMI is a trademark of HDMI licensing, LLC.
- Specifications may be changed without any notice in order to improve the function of the product.

LIMITED WARRANTY

The DV-HDA-14AUD 1x4 HDMI Distribution Amplifier is warranted against failures due to defective parts or faulty workmanship for a period of three years after delivery to the original owner. During this period, FSR will make any necessary repairs or replace the unit without charge for parts or labor. Shipping charges to the factory or repair station must be prepaid by the owner, return-shipping charges (via UPS Ground) will be paid by FSR.

This warranty applies only to the original owner and is not transferable. In addition, it does not apply to repairs done by other than the FSR factory or Authorized Repair Stations.

This warranty shall be cancelable by FSR at its sole discretion if the unit has been subjected to physical abuse or has been modified in any way without written authorization from FSR. FSR's liability under this warranty is limited to repair or replacement of the defective unit.

FSR will not be responsible for incidental or consequential damages resulting from the use or misuse of its products. Some states do not allow the exclusion of incidental or consequential damages, so the above limitations may not apply to you. This warranty gives you specific legal rights, and you may also have other rights which vary from state to state.

Warranty claims should be accompanied by a copy of the original purchase invoice showing the purchase date (if a Warranty Registration Card was mailed in at the time of purchase, this is not necessary). Before returning any equipment for repair, please read the important information on service below.

SERVICE

Before returning any equipment for repair, please be sure that it is adequately packed and cushioned against

damage in shipment, and that it is insured. We suggest that you save the original packaging and use it to ship the product for servicing. Also, please enclose a note giving your name, address, phone number and a description of the problem.

NOTE: all equipment being returned for repair must have a Return authorization (RMA) Number. To get a RMA Number, please call the FSR Service Department (1-800-332-FSR1). Please display your RMA Number prominently on the front of all packages.

CONTACT INFORMATION FSR INC.

244 Bergen Blvd.

Woodland Park, NJ 07424

Phone: (973) 785-4347

Order Desk Fax: (973) 785-4207

E-mail: sales@fsrinc.com

Web Site: www.fsrinc.com

SURGE PROTECTION DEVICE RECOMMENDED

This product contains sensitive electrical components that may be damaged by electrical spikes, surges, electric shock, lightning strikes, etc. Use of surge protection systems is highly recommended in order to protect and extend the life of your equipment.

SAFETY

- All the safety and user manual should be read before the appliance is operated.
- The safety and operating instructions should be retained for future reference.
- Unplug this product from the wall outlet before cleaning. Do not use liquid cleaners or aerosol cleaners. Use a damp cloth for cleaning.
- Do not use this equipment near a wet area.
- This product should be operated only from the type of power sources indicated on the marking label. If you are not sure of the type of power supplied to your home, consult your local power company.
- This equipment may be equipped with a 3 wire grounding-type plug, a plug having a third (grounding) pin. This pin will only fit in to a grounding type power outlet. This is a safety feature. If you are unable to insert the plug in to the outlet, contact your electrician to replace your obsolete

outlet. Do not defeat the safety purpose of the grounding-type plug.

- Openings on the case are provided for ventilation and to ensure reliable operation of the equipment and to protect it from overheating. The openings should never be blocked.
- Do not use any damaged power cords or plugs, or loosed outlets, this may cause electrical shock or fire.
- Do not put heavy articles such as other equipment on this product. Keep it away from liquid, magnetic and flammable substances.

Table of Contents

PROPRIETARY INFORMATION.....	3
UNPACKING	3
LIMITED WARRANTY.....	5
SAFETY.....	7
DESCRIPTION:	10
FEATURES:.....	10
APPLICATION DIAGRAM.....	12
FRONT PANEL LAYOUT AND OPERATON.....	13
Front Panel.....	13
Back Panel	14
DIP SWITCH EDID SETTINGS	15
SPECIFICATIONS:	16

DESCRIPTION:

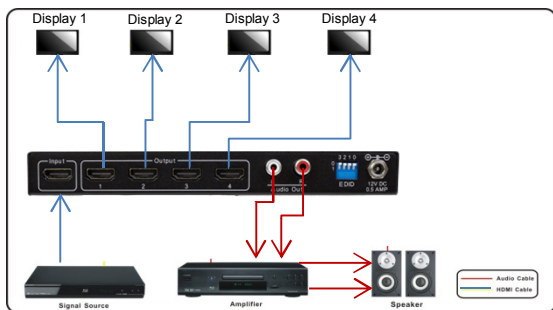
The DV-HAD-14AUD 1x4 HDMI Distribution Amplifier splits a single DVI or HDMI audio/video source for display on four identical outputs, supporting 1080p Full HD up to 4K@30Hz UHD plus all 3D formats, along with multichannel digital audio formats such as Dolby® True HD and DTS-HD® Master Audio™. A built in audio extractor circuit decodes stereo audio from the HDMI stream, providing analog audio out on a pair of RCA connectors, while maintaining the original signal in the HDMI stream..

FEATURES:

- Supports resolutions up to 1080p@60Hz, 4K@30Hz
- Splits a HDMI source to 4 outputs without loss
- Extract the audio from HDMI source via analog outputs.
- Dolby TrueHD and DTS-HD master audio pass through on HDMI output

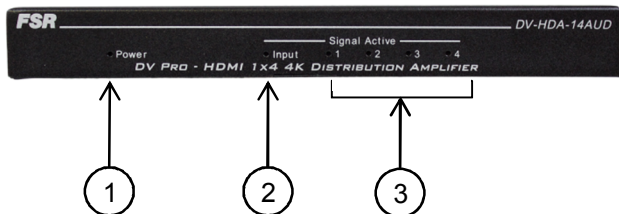
- Advanced EDID management for rapid integration of sources and displays
- LEDs for power-on, input, and outputs indication.
- Easy installation with included Under Table Mounting Brackets
- Small compact size
- Full 3D pass- through.
- HDCP compliant

APPLICATION DIAGRAM



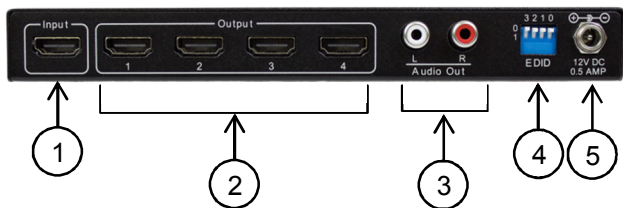
FRONT PANEL LAYOUT AND OPERATON

Front Panel



1. Power LED indicator – Indicate the status of the power for the unit.
2. Input LED indicator – Indicate the status of the input for the unit.
3. Output LED indicators – Indicates the status of the output for the unit.

Back Panel



1. HDMI input – Connect to HDMI source.
2. HDMI outputs 1 to 4 – Connect to display(s).
3. Stereo audio out – RCA connector pair, extracts audio from HDMI input, will mute if source is configured for multichannel audio
4. DIP switch – EDID management.
5. Power port – Use included 12 VDC adaptor to power the unit.

DIP SWITCH EDID SETTINGS



SWITCH POSITION	RESOLUTION SETTING
0000	Copy EDID From Output1, i.e., EDID pass through **
0001	HDMI 1080p@60Hz, Audio 2CH PCM
0010	HDMI 1080p@60Hz, Audio 5.1CH PCM/DTS/DOLBY
0011	HDMI 1080p@60Hz, Audio 7.1CH PCM/DTS/DOLBY/HD
0100	HDMI 1080i@60Hz, Audio 2CH PCM
0101	HDMI 1080i@60Hz, Audio 5.1CH PCM/DTS/DOLBY
0110	HDMI 1080i@60Hz, Audio 7.1CH PCM/DTS/DOLBY/HD
0111	HDMI 1080p@60Hz/3D, Audio 2CH PCM
1000	HDMI 1080p@60Hz/3D, Audio 5.1CH PCM/DTS/DOLBY
1001	HDMI 1080p@60Hz/3D, Audio 7.1CH PCM/DTS/DOLBY/HD
1010	HDMI 4K2K, Audio 2CH PCM
1011	HDMI 4K2K, Audio 5.1CH PCM/DTS/DOLBY
1100	HDMI 4K2K, Audio 7.1CH PCM/DTS/DOLBY/HD
1101	DVI 1280x1024@60Hz, Audio None
1110	DVI 1920x1080@60Hz, Audio None
1111	DVI 1920x1200@60Hz, Audio None

**** When in EDID pass through mode, a display must be connected to Output 1 in order for the audio extraction circuit to work.**

SPECIFICATIONS:

Bandwidth:	2.97Gbps per color
Video Input Connectors	1x HDMI Type A, 19-pin, female
Video Output Connectors:	4x HDMI Type A, 19-pin, female
Audio Output Connectors	2x RCA Female
EDID	4-PIN DIP switch
Mounting	Under Table Mounting Brackets included
Dimensions (W x H x D):	7.72" (196mm) x 3.15" (80mm) x 0.87" (22mm)
Shipping Weight	0.88 lbs. (0.4kg)
Operating Temperature	32°F to 104°F (0°C to 40°C)
Storage Temperature	-4°F to 140°F (-20°C to 60°C)
Power Requirements:	12VDC/0.5A