

SmartFit

8" Fire-Rated Poke-Thru

FIRE RATED

FSR

Metal Products Group

SmartFit 8"



DESCRIPTION

FSR's new Fire-Rated "Poke-Thru" floor boxes provide capacity, aesthetics and installation ease. These sturdy core hole products combine flexibility via recessed mounting bracketry to accommodate a wide assortment of power, data and audio video connection options.

Covers are available in three architectural finishes: Brushed Aluminum, Brushed Brass and Black providing an attractive appearance with superior durability. The entire cover door swings open 180° and the two smaller cable access doors fold down for cable egress while the cover door is secure. The cover technology exceeds UL scrub water testing requirements.

A complete line of sub-plates for device mounting is available to populate the interior middle and end areas of the housing.

SPECIFICATIONS

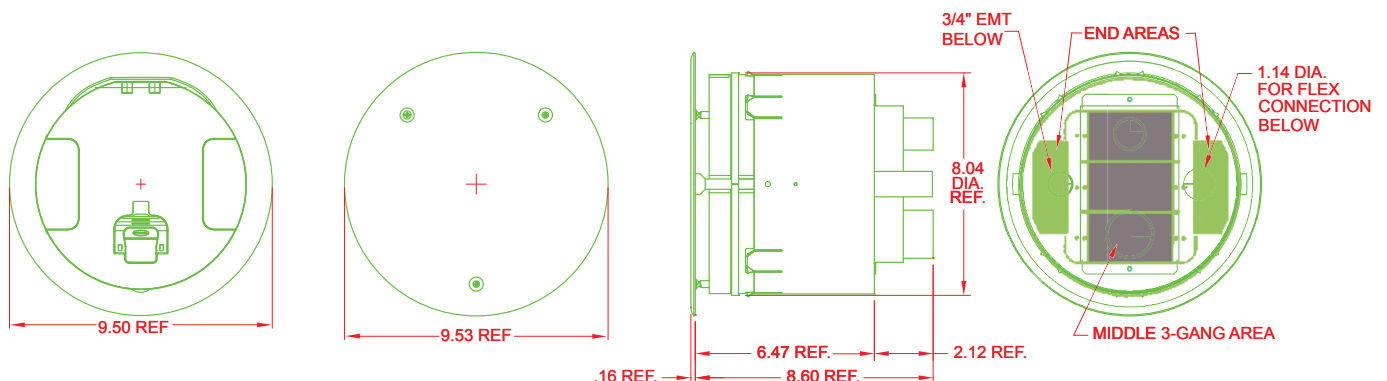
- 2-hour fire rating
- 180° access door opening
- Flange height 0.15" and complies with ADA requirements
- Power wiring junction box included
- Complies with UL514A for scrub water test
- 1000 lb. cover load rating with 2x safety factor
- ULC and cULus

FEATURES









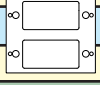




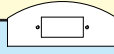








- Drop down cable access doors to reduce trip hazards
- Pre-pour tubes to remove the need for core hole drilling
- Sub-plates to accept third party devices
- NEMA WD6 Device spacing

All Fire-Rated Poke-Thru's are Buy American compliant

OVERALL DIMENSIONS



8" Poke-Thru without Cover (Cover Sold Separately)	
SF8-PT-JNC1	 Includes: 8" floor fitting, EMT fitting adapter with (1) 1" and (1) 1.5" stub, Junction Box
SF8-PT-JNC2	 Includes: 8" floor fitting, EMT fitting adapter with (2) 1" stubs, Junction box
SF8-PT-JNC3	 Includes: 8" floor fitting, EMT fitting adapter with (1) 2" stub, Junction box
Complete 8" Poke-Thru with Cover and AC	
SF8-CPT-JNC1-ALM SF8-CPT-JNC1-BLK SF8-CPT-JNC1-BRS	 Includes: 8" floor fitting, Two dual 20A pre-wired AC outlet sub-plates, EMT fitting adapter with (1) 1" and (1) 1.5" stub, Cover assembly, Junction box
SF8-CPT-JNC2-ALM SF8-CPT-JNC2-BLK SF8-CPT-JNC2-BRS	 Includes: 8" floor fitting, Two dual 20A pre-wired AC outlet sub-plates, EMT fitting adapter with (2) 1" stubs, Cover assembly, Junction box
SF8-CPT-JNC3-ALM SF8-CPT-JNC3-BLK SF8-CPT-JNC3-BRS	 Includes: 8" floor fitting, Two dual 20A pre-wired AC outlet sub-plates, EMT fitting adapter with (1) 2" stub, Cover assembly, Junction box
8" Covers Only	
SF8-CVR-ALM SF8-CVR-BLK SF8-CVR-BRS	

8" Optional Parts Middle 3 Gang Area	
SF8-SPC9	 Two Extron® AAP sub-plate — DISCONTINUED
SF8-SPC1	 Single gang blank sub-plate
SF8-SPC2	 Two FSR IPS sub-plate
SF8-SPC7	 Single 1.6" Twist-Lock® sub-plate
SF8-SPC3	 Single duplex sub-plate
SF8-SPC8	 Single 1.4" Twist-Lock® sub-plate
SF8-SPC4	 Single decorator sub-plate
SF8-SPC5	 Two gang decorator sub-plate → 
SF8-SPC6	 Three gang blank sub-plate (not shown) 
8" Optional Parts END Areas	
SF8-SPO1	 Blank outer sub-plate
SF8-SPO2	 Single IPS sub-plate 
SF8-SPO3	 Dual 20A pre-wired receptacle
Accessories	
SF8-JNC1	 EMT fitting adapter for 8" FRPT with (1) 1" and (1) 1.5" stub
SF8-JNC2	 EMT fitting adapter for 8" FRPT with (2) 1" stubs → 
SF8-JNC3	 EMT fitting adapter for 8" FRPT (1) 2" stub
SF8-PS	 8" pre-pour sleeve → 
SF8-ABAND	 ← Abandonment plate for 8" core hole



205 Westwood Ave, Long Branch, NJ 07740
 Phone: 866-94 BOARDS (26273) / (732)-222-1511
 Fax: (732)-222-7088 | E-mail: sales@touchboards.com



Specifications are subject to change without notice.



244 Bergen Boulevard, Woodland Park, NJ 07424
 Phone: 973.785.4347 · Fax: 973.785.4207
 Web: www.fsrinc.com · E-mail: sales@fsrinc.com