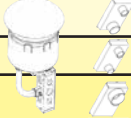


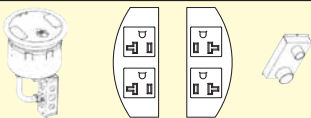
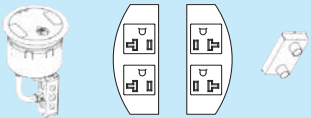
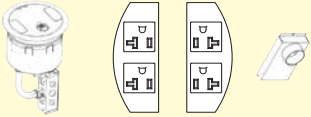












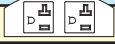









<b>8" Poke-Thru without Cover (Cover Sold Separately)</b>	
SF8-PT-JNC1	 Includes: 8" floor fitting, EMT fitting adapter with (1) 1" and (1) 1.5" stub, Junction Box
SF8-PT-JNC2	 Includes: 8" floor fitting, EMT fitting adapter with (2) 1" stubs, Junction box
SF8-PT-JNC3	 Includes: 8" floor fitting, EMT fitting adapter with (1) 2" stub, Junction box
<b>Complete 8" Poke-Thru with Cover and AC</b>	
SF8-CPT-JNC1-ALM SF8-CPT-JNC1-BLK SF8-CPT-JNC1-BRS	 Includes: 8" floor fitting, Two dual 20A pre-wired AC outlet sub-plates, EMT fitting adapter with (1) 1" and (1) 1.5" stub, Cover assembly, Junction box
SF8-CPT-JNC2-ALM SF8-CPT-JNC2-BLK SF8-CPT-JNC2-BRS	 Includes: 8" floor fitting, Two dual 20A pre-wired AC outlet sub-plates, EMT fitting adapter with (2) 1" stubs, Cover assembly, Junction box
SF8-CPT-JNC3-ALM SF8-CPT-JNC3-BLK SF8-CPT-JNC3-BRS	 Includes: 8" floor fitting, Two dual 20A pre-wired AC outlet sub-plates, EMT fitting adapter with (1) 2" stub, Cover assembly, Junction box
<b>8" Covers Only</b>	
SF8-CVR-ALM SF8-CVR-BLK SF8-CVR-BRS	
<b>8" Optional Parts Middle 3 Gang Area</b>	
SF8-SPC9	 Two Gang, 4 Extron AAP sub-plate
SF8-SPC1	 Single gang blank sub-plate
SF8-SPC2	 Two FSR IPS sub-plate
SF8-SPC7	 Single 1.6" Twist-Lock® sub-plate
SF8-SPC3	 Single duplex sub-plate
SF8-SPC8	 Single 1.4" Twist-Lock® sub-plate
SF8-SPC4	 Single decorator sub-plate
SF8-SPC5	 Two gang decorator sub-plate
SF8-SPC6	 Three gang blank sub-plate (not shown)
<b>8" Optional Parts END Areas</b>	
SF8-SPO1	 Blank outer sub-plate
SF8-SPO2	 Single IPS sub-plate
SF8-SPO3	 Dual 20A pre-wired receptacle
<b>Accessories</b>	
SF8-JNC1	 EMT fitting adapter for 8" FRPT with (1) 1" and (1) 1.5" stub
SF8-JNC2	 EMT fitting adapter for 8" FRPT with (2) 1" stubs
SF8-JNC3	 EMT fitting adapter for 8" FRPT (1) 2" stub
SF8-PS	 8" pre-pour sleeve
SF8-ABAND	 Abandonment plate for 8" core hole



Specifications are subject to change without notice.



244 Bergen Boulevard, Woodland Park, NJ 07424

Phone: 973.785.4347 · Fax: 973.785.4207

Web: www.fsrinc.com · E-mail: sales@fsrinc.com LIT1419A