

Manual Supplement

| | | | |
|----------------|---------------------|-------------------|-------|
| Manual Title: | 287/289 Calibration | Supplement Issue: | 6 |
| Part Number: | Web-only | Issue Date: | 11/14 |
| Print Date: | February 2008 | Page Count: | 3 |
| Revision/Date: | 1, 3/09 | | |

This supplement contains information necessary to ensure the accuracy of the above manual.

Change #1, 55189, 55213, 55269

On page 7, under **Resistance Specifications**, change the **Accuracy** for 500 kΩ:

From: 0.05 % + 2

To: 0.05 % + 15

On page 8, under **Frequency Counter Specifications**, add a footnote 3 to the Duty Cycle row.

[3] For 10 μs < pulse width <25 μs add 1%. For 2 μs < pulse width ≤10 μs add 3.5 %.

Under Pulse Width, change the **Accuracy** for 0.1000 ms:

From: 0.002 ms + 3 counts

To: 0.002 ms + 30 counts

On page 9, in the **Input Characteristics** table, under **Typical Short Circuit Current**, change 5 MΩ:

From: 0.3 μA

To: 1 μA

On page 18, Table 4, replace steps 22 and 29 with:

| | | | | | | |
|-----|---------------------------|-----------|-----------------------------|--------|--------|--------|
| 22. | AC mV | 500.00 mV | 250 mV | 65 kHz | 240.85 | 259.15 |
| 29. | VAC, HZ % (Duty Cycle) | 5.0000 V | 5 V p-p, Sq. wave @ 15 % | 50 kHz | 1.40 | 28.60 |

Change #2, 54932, 55354, 64414

On page 1, following the bullets, replace the sentence with:

For complete operating instructions, refer to the *Model 287 & 289 Users Manual*.

On page 2 & 3, delete the **Safety Information** section.

On page 3 add the following to the list of **Warnings**:

- **Measure a known voltage first to make sure that the Meter operates correctly. If you are unsure, have the Meter examined.**

On page 4, under the **Cautions** replace the fourth bullet with:

- **Before measuring current, check the Meter’s fuses. (See “Testing the Fuses” in the Users Manual).**

On page 5, under **General Specifications** delete the **Vibration, Shock, Safety Standards, Electromagnetic Compatibility Standards (EMC)**, and the **Certifications** sections and replace with:














Safety..... IEC 61010-1: 600 V CAT IV / 1000 V CAT III, Pollution Degree 2

Electromagnetic Environment..... IEC 61326-1: Portable

Electromagnetic Compatibility..... Applies to use in Korea only Class A Equipment (Industrial Broadcasting & Communication Equipment) [1]

[1] This product meets requirements for industrial (Class A) electromagnetic wave equipment and the seller or user should take notice of it. This equipment is intended for use in business environments and is not to be used in homes.

On page 2, replace the **Symbols** Table with:

| Symbol | Description | Symbol | Description |
|---|--|---|--|
| ~ | AC (Alternating Current or Voltage) |  | Fuse |
| ≡ | DC (Direct Current or Voltage) |  | Double Insulated |
|  | Hazardous voltage |  | Important Information; refer to manual |
|  | Battery (Low battery when shown on the display) |  | Earth ground |
|  | Continuity test or continuity beeper tone |  | Conforms to relevant Canadian and US standards |
| CE | Conforms to European Union directives |  | Conforms to relevant Australian standards |
|  | Underwriters Laboratory listed product |  | Inspected and licensed by TÜV Product Services |
| CAT II | Measurement Category II is applicable to test and measuring circuits connected directly to utilization points (socket outlets and similar points) of the low-voltage MAINS installation. |  | This product complies with the WEEE Directive (2002/96/EC) marking requirements. The affixed label indicates that you must not discard this electrical/electronic product in domestic household waste. Product Category: With reference to the equipment types in the WEEE Directive Annex I, this product is classed as category 9 "Monitoring and Control Instrumentation" product. Do not dispose of this product as unsorted municipal waste. Go to Fluke's website for recycling information. |
| CAT III | Measurement Category III is applicable to test and measuring circuits connected to the distribution part of the building's low-voltage MAINS installation. | CAT IV | Measurement Category IV is applicable to test and measuring circuits connected at the source of the building's low-voltage MAINS installation. |
|  | Conforms to relevant South Korean EMC Standards. | | |

On page 26, Table 8, replace the **Source Value** for step 4 with:

| Source Value |
|---------------|
| 50.0 mV, 0 Hz |

Change #3, 66733

On page 6, replace Notes 2 and 3 in the **AC Current Specifications** table:

- [2] 10 A to 20 A, 30 seconds on, 10 minutes off. >10 A not specified.
 [3] 400 mA continuous; 400 mA to 550 mA for 2 minutes on, 1 minute off.

On page 7, replace Notes 2 and 4 in the **DC Current Specifications** table:

- [2] 10 A to 20 A, 30 seconds on, 10 minutes off. >10 A not specified.
 [4] 400 mA continuous; 400 mA to 550 mA for 2 minutes on, 1 minute off.

On page 18, Table 4, replace steps 8 and 9 with:

| | | | | | | |
|----|--------------|-----------|--------|--------|--------|--------|
| 8. | DC mV, DC,AC | 500.00 mV | 50 mV | 0 Hz | 49.97 | 50.03 |
| 9. | DC mV, AC,DC | 500.00 mV | 250 mV | 35 kHz | 237.10 | 262.90 |

On page 19, Table 4, replace steps 39 and 40 with:

| | | | | | | |
|-----|-------------|----------|--------|-------|--------|--------|
| 39. | DC V, DC,AC | 5.0000 V | 200 mV | 0 Hz | 0.1977 | 0.2023 |
| 40. | DC V, AC,DC | 5.0000 V | 2 V | 5 kHz | 1.9640 | 2.0360 |

Change #4, 82

On page 10, Table 2, under Frequency, change:

From: Frequency Source: 45 Hz-950 kHz

Accuracy: +/- 0.0026 %

Amplitude: 600 mV

Accuracy: +/- 5 %

To: Frequency Source: 45 Hz to 950 kHz

Accuracy: ±0.0026 %

Amplitude: .707 V p-p using 50 Ω output Z

Accuracy: ±3.5 % + 300 μV

Recommended Model

Fluke 5520A with Scope Option SC300 or SC600

On page 18, replace step 25 with:

| | | | | | | |
|-----|-----------|-----------|---------------------------|---------|--------|--------|
| 25. | AC mV, Hz | 500.00 mV | .707 V p-p ^[8] | 950 kHz | 949.90 | 950.10 |
|-----|-----------|-----------|---------------------------|---------|--------|--------|

On page 20, add footnote 8:

[8] Use 50 Ω output Z. For scope option, use levelsine mode.