

# 374 FC/375 FC/376 FC

## Clamp Meter

### *Safety Information*



3-Year Limited Warranty.

Go to [www.fluke.com](http://www.fluke.com) to register your Product, read the Users Manual, and find more information.

A **Warning** identifies conditions and procedures that are dangerous to the user.

#### **⚠️⚠️ Warnings**

**To prevent possible electrical shock, fire, or personal injury, follow these guidelines:**

- **Carefully read all instructions.**
- **Read all safety information before you use the Product.**
- **Use the Product only as specified, or the protection supplied by the Product can be compromised.**
- **Do not use the Product around explosive gas, vapor, or in damp or wet environments.**
- **Do not use and disable the Product if it is damaged.**
- **Do not use the Product if it operates incorrectly.**

---

PN 4864556, January 2017

©2017 Fluke Corporation. All rights reserved.

Specifications are subject to change without notification.

All product names are trademarks of their respective companies.

Fluke Corporation  
P.O. Box 9090  
Everett, WA 98206-9090  
U.S.A.

Fluke Europe B.V.  
P.O. Box 1186  
5602 BD Eindhoven  
The Netherlands

ООО «Флюк СИАЙЭС»  
125167, г. Москва,  
Ленинградский проспект дом 37,  
корпус 9, подъезд 4, 1 этаж

- **Prior to use, ensure the Product is clean, dry, and in good repair. Do not use the product if has been exposed to water, cleaning solutions, battery electrolyte leakage, or other contaminants that may have entered the enclosure. These contaminants can reduce or eliminate the protection provided by the Product against electric shock or arc explosion. Have the product dried, cleaned, or repaired as necessary to ensure continued safe operation.**
- **Use only correct measurement category (CAT), voltage, and amperage rated probes, test leads, and adapters for the measurement.**
- **Do not exceed the Measurement Category (CAT) rating of the lowest rated individual component of a Product, probe, or accessory.**
- **Comply with local and national safety codes. Use personal protective equipment (approved rubber gloves, face protection, and flame-resistant clothes) to prevent shock and arc blast injury where hazardous live conductors are exposed.**
- **Before each use, examine the Product. Look for cracks or missing pieces of the clamp housing or output cable insulation. Also look for loose or weakened components. Carefully examine the insulation around the jaws.**
- **Do not use test leads if they are damaged. Examine the test leads for damaged insulation and measure a known voltage.**
- **Do not touch voltages >30 V ac rms, 42 V ac peak, or 60 V dc.**
- **Do not measure current while the test leads are in the input jacks.**
- **Do not apply more than the rated voltage, between the terminals or between each terminal and earth ground.**
- **De-energize the circuit or wear personal protective equipment in compliance with local requirements before you apply or remove the Flexible Current Probe.**
- **Measure a known voltage first to make sure that the Product operates correctly.**
- **Limit operation to the specified measurement category, voltage, or amperage ratings.**
- **The battery door must be closed and locked before you operate the Product.**
- **Remove all probes, test leads, and accessories before the battery door is opened.**
- **Keep fingers behind the finger guards on the probes.**
- **Hold the Product behind the tactile barrier.**

- Replace the batteries when the low battery indicator shows to prevent incorrect measurements.
- Do not use the HOLD function to measure unknown potentials. When HOLD is turned on, the display does not change when a different potential is measured.
- Disconnect power and discharge all high-voltage capacitors before you measure resistance, continuity, capacitance, or a diode junction.
- Remove the input signals before you clean the Product.
- Use only specified replacement parts.
- When batteries are changed, ensure that the calibration seal in the battery compartment is not damaged. If damaged, the Product may not be safe to use. Return the Product to Fluke for replacement of the seal.
- Do not use in CAT III or CAT IV environments without the protective cap of test probe, The protective cap decreases the exposed probe metal < 4mm. This decreases the possibility of arc flash from short circuits.
- Do not place magnet inside Category IV panel. Place it outside the panel instead.

For safe operation and maintenance of the Product:

- Repair the Product before use if the battery leaks.
- Have an approved technician repair the Product.

### **Caution**

To avoid possible damage to the Meter or to equipment under test:

- Use the proper jacks, function, and range for the measurement application.
- Clean the case and accessories with a damp cloth and mild detergent only. Do not use abrasives or solvents.
- Measure a known voltage to verify product operation.

# Install Fluke Connect<sup>®</sup> App



iOS



Android



# Wireless Radio Setup

**1** 

**2** 

**3** **iOS Settings** / **Android Settings** > **Bluetooth On**

**4** 
















**5** 

**6** **Blink = 4-5 s**  


**7** 

Go to [www.flukeconnect.com](http://www.flukeconnect.com)

## Symbols

Symbol	Description
	WARNING. HAZARDOUS VOLTAGE. Risk of electric shock.
	WARNING. RISK OF DANGER.
	Consult user documentation.
	AC (Alternating Current)
	DC (Direct Current)
	Battery
	This product complies with the WEEE Directive marking requirements. The affixed label indicates that you must not discard this electrical/electronic product in domestic household waste. Product Category: With reference to the equipment types in the WEEE Directive Annex I, this product is classed as category 9 "Monitoring and Control Instrumentation" product. Do not dispose of this product as unsorted municipal waste.
	Earth
	Certified by TÜV SÜD Product Service.
	Conforms to European Union directives.
	Certified by CSA Group to North American safety standards.
	Double Insulated
	Conforms to relevant Australian Safety and EMC standards.
	Do not apply around or remove from uninsulated hazardous live conductors without taking additional protective measures.
	Application around and removal from uninsulated hazardous live conductors is permitted.
<b>CAT III</b>	Measurement Category III is applicable to test and measuring circuits connected to the distribution part of the building's low-voltage MAINS installation.
<b>CAT IV</b>	Measurement Category IV is applicable to test and measuring circuits connected at the source of the building's low-voltage MAINS installation.

# Safety Specifications

## Temperature

Operating..... -10 °C to +50 °C

Storage..... -40 °C to +60 °C

**Operating Humidity** ..... Non condensing (<10 °C)

90 % RH (at 10 °C to 30 °C)

≤ 75 % RH (at 30 °C to 40 °C)

≤ 45 % RH (at 40 °C to 50 °C)

**Operating Altitude** ..... 2 000 meters

**Storage Altitude**..... 12 000 meters

**Batteries** ..... 2 AA, IEC LR6

**Safety**..... IEC 61010-1, Pollution Degree 2

IEC 61010-2-032: CAT III 1000V / CAT IV 600V

IEC 61010-2-033: CAT III 1000V / CAT IV 600V

## Intrusion Protection

**(IP) Rating** ..... IEC 60529: IP30

## Radio frequency

**certification** ..... FCC ID: T68-FBLE, IC: 6627A-FBLE

## Electromagnetic Compatibility (EMC)

International..... IEC 61326-1: Portable, Electromagnetic Environment, IEC 61326-2-2

CISPR 11: Group 1, Class A,

*Group 1: Equipment has intentionally generated and/or uses conductively-coupled radio frequency energy that is necessary for the internal function of the equipment itself.*

*Class A: Equipment is suitable for use in all establishments other than domestic and those directly connected to a low-voltage power supply network that supplies buildings used for domestic purposes. There may be potential difficulties in ensuring electromagnetic compatibility in other environments due to conducted and radiated disturbances.*

*Caution: This equipment is not intended for use in residential environments and may not provide adequate protection to radio reception in such environments.*

For complete product specifications, go to [www.fluke.com](http://www.fluke.com) to see the Users Manual