

# 832

## Laser Shaft Alignment Tool

### Safety and general information




#### Contact

Fluke Corporation operates worldwide. For local contact information, go to our website: [www.fluke.com](http://www.fluke.com).

To register your Product, view, print, or download the latest manual or manual supplement, go to our website.

Contents subject to change without further notice, particularly in the interest of further technical development.

#### Symbols

Symbol	Description
	WARNING. RISK OF DANGER.
	Indicates a Class 2 laser. DO NOT STARE INTO BEAM.
	WARNING. HAZARDOUS VOLTAGE. Risk of electric shock.
	Consult user documentation
	Conforms to European Union directives.
	This product complies with the WEEE Directive and its marking requirements. The affixed label indicates that you must not discard this electrical/electronic product in domestic household waste. Do not dispose of this product as unsorted municipal waste. For information about take-back and recycling programs available in your country, see the Fluke website.
	Denotes that the product is made of parts that are recyclable.



PN6082357 (English)

08 2025

©2025 Fluke Corporation. All rights reserved.

Specifications are subject to change without notification.

All product names are trademarks of their respective companies.

## General safety

A **Warning** identifies conditions and procedures that are dangerous to the user.

A **Caution** identifies conditions and procedures that can cause damage to the Product or the equipment under test.

### **Warning**

**To prevent possible electrical shock, fire, or personal injury:**

- Read all safety information before you use the Product.
- Carefully read all instructions.
- Do not alter the Product and use only as specified, or the protection supplied by it can be compromised.
- Do not use the Product around explosive gas, vapor, or in damp or wet environments.
- Use only Fluke approved power adapters to charge the battery.
- Do not use the Product if it operates incorrectly.
- Use only specified replacement parts.
- Have an approved technician repair the Product.
- Do not look directly into the laser with optical tools (for example, binoculars, telescopes, microscopes). Optical tools can focus the laser and be dangerous to the eye.
- Do not look into the laser. Do not point laser directly at persons or animals or indirectly off reflective surfaces.
- Use the Product only as specified or hazardous laser radiation exposure can occur.
- Do not open the Product. The laser beam is dangerous to the eyes. Have the Product repaired only through an approved technical site.

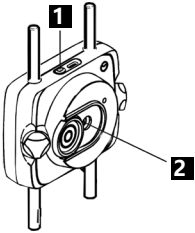
### **Caution**

- As with any software that processes data, data may be lost or altered under certain circumstances. Fluke strongly recommends that you keep a backup or printed record of all important data.
- Fluke assumes no liability for data lost or altered as a result of improper use, repairs, defects, battery replacement/failures or any other cause.
- Fluke assumes no responsibility, directly or indirectly, for financial losses or claims from third parties as a result of use of this Product and any of its functions, such as loss or alteration of stored data.

## Laser safety



### Laser



- **1** Laser ON/OFF switch
- **2** Laser beam



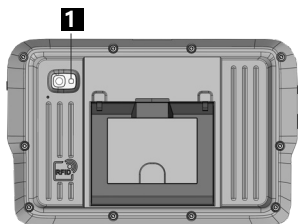
The Product uses a Class 2 laser according to the requirements of IEC 60825-1:2014. This laser complies with 21 CFR 1040.10 and 1040.11 except for conformance with IEC 60825-1 Ed. 3., as described in Laser Notice No. 56, dated May 8, 2019. The laser operates at a wavelength of 630 – 640 nm and has a maximum radiant power <1 mW. The laser emits pulses with a maximum pulse length of <156.25  $\mu$ s, up to 5 times within one repetition cycle. The repetition rate ranges between 1.32 ms and 1.7 ms. No maintenance is necessary to keep the Product compliant as outlined above.

- Do not look directly into the laser beam at any time. (The natural blink reaction of the human eye is normally sufficient to protect the eyes from any dangers posed by looking at the laser beam briefly. But as natural blink reaction may fail to occur, care should be taken to avoid staring into the beam.)
- Do not insert any optical devices into the beam path.
- The LED on the front of the laser illuminates whenever the laser beam is emitted.
- CAUTION – Use of controls or adjustments or performance of procedures other than those specified herein may result in hazardous radiation exposure.

To prevent eye damage and personal injury:

- Do not point laser directly at persons or animals or indirectly off reflective surfaces.
- Do not look directly into the laser with optical tools (for example : binoculars, telescopes, microscopes). Optical tools can focus the laser and be dangerous to the eye.
- Use the Product only as specified or hazardous laser radiation exposure can occur.
- Do not open the Product. The laser beam is dangerous to eyes. Have the Product repaired only through an approved technical site.

## Flash LED (eye safety)



- **1** Flash LED

The Product is equipped with a flash LED that can be used for flash photography or as a flashlight (torch). The flash LED is considered Risk Group 1 according to IEC 62471:2006. DO NOT look directly at the operating LED or direct the beam to another person's eyes, as this may lead to eye injury. Observe the laser safety instructions outlined above.

## Safety specifications

### Power supply

Rugged tablet	Lithium Polymer rechargeable battery: 3.87 V / 6.1 Ah / 23.6 Wh
RotAlign Core sensor	Lithium-Ion rechargeable battery: 3.7 V / 4.7 Wh
RotAlign Core laser	Lithium-Ion rechargeable battery: 3.7 V / 4.7 Wh
Charger	Input: 100 - 240 VAC / 50 - 60 Hz / 0.45 A Output: 5 VDC / 3 A / 15 W

### Temperature range

	Operation	Charge	Storage
Rugged tablet	-20°C to 50°C (-4°F to 122°F)	0°C to 40°C (32°F to 104°F)	-40°C to 70°C (-40°F to 158°F)
RotAlign Core sensor	-10°C to 50°C (14°F to 122°F)	0°C to 35°C (32°F to 95°F)	-20°C to 50°C (-4°F to 122°F)
RotAlign Core laser	-10°C to 50°C (14°F to 122°F)	0°C to 35°C (32°F to 95°F)	-20°C to 50°C (-4°F to 122°F)

### IP rating

Rugged tablet	IP 65 (dustproof and water jets resistant)
RotAlign Core sensor	IP 65 (dustproof and water jets resistant)
RotAlign Core laser	IP 65 (dustproof and water jets resistant)

## Electromagnetic compatibility

<b>International</b>	<p>IEC 61326-1: Basic Electromagnetic Environment</p> <p>CISPR 11: Group 1, Class A</p> <p><i>Group 1: Equipment has intentionally generated and/or use conductively coupled radiofrequency energy which is necessary for the internal functioning of the equipment itself.</i></p> <p><i>Class A: Equipment is suitable for use in all establishments other than domestic and those directly connected to a low voltage power supply network which supplies buildings used for domestic purposes. There may be potential difficulties in ensuring electromagnetic compatibility in other environments, due to conducted and radiated disturbances.</i></p> <p><i>Caution: This equipment is not intended for use in residential environments and may not provide adequate protection to radio reception in such environments.</i></p>
<b>Korea (KCC)</b>	<p>Class A Equipment (Industrial Broadcasting &amp; Communication Equipment)</p> <p><i>Class A: Equipment meets requirements for industrial electromagnetic wave equipment and the seller or user should take notice of it. This equipment is intended for use in business environments and not to be used in homes.</i></p>
<b>USA (FCC)</b>	<p>47 CFR 15 Intentional Radiators:</p> <p><i>This device complies with part 15 of the FCC Rules. Operation is subject to the following two conditions:</i></p> <p><i>(1) This device may not cause harmful interference, and (2) this device must accept any interference received, including interference that may cause undesired operation. (15.19).</i></p> <p><i>Changes or modifications not expressly approved by Fluke could void the user's authority to operate the equipment. (15.21).</i></p>

## Handling precautions

The Product is a calibrated measurement instrument. Do not drop the Product and avoid mechanical abuse that could cause a shift in the calibrated settings.

## Storage

Use the provided case to transport the Product. If the sensor and laser are on standard brackets and in the case, do not turn the brackets upside down when you remove them. This helps prevent the components to fall if they are not correctly attached to the support posts.

If the Product is not used for an extended period, store it in a cool, dry and well-ventilated location.

For storage temperature limits, see the specifications section.

## Care

Keep the sensor and laser lenses, and the rugged tablet display clean. Use the supplied cloth to clean the lenses. DO NOT clean the lenses too vigorously because this can damage the anti-reflective coating. Wipe the sensor and laser housings and the rugged computer protective holster with a soft cloth dampened with a mild detergent. Do not use abrasives or solvents. Use a soft, lint-free, dry cloth to clean the display.

## Maintenance

Although the Product is essentially maintenance-free, these points must be observed:

- Fluke recommends the calibration accuracy be checked every 2 years.
- Please return the sensor and laser to an approved technical site for inspection by the indicated date.

## Disposal

Dispose of old devices in a professional and environmentally sound manner.

- Delete personal data on the product before disposal.
- Remove batteries that are not integrated into the electrical system before disposal. Dispose of batteries separately.

## Rotating equipment



Make sure machines are locked out, tagged out, and cannot be started accidentally or deliberately during maintenance.

## Country radio certifications




### Rugged tablet approvals

Refer to [www.zebra.com](http://www.zebra.com)

### Core sensor approvals

Australia	
Brunei	Dealer Licence No.:DTL-D-10156-05-2024-2127
Canada	Contains IC ID: 8976A-32WB5MMGH02
Chile	Oficio No 16518 / 2025 DO 120.835 /F58
Europe	CE
India	Registration No.: ETA-SD-20251008589
Japan	Contains  R 217-220682



Kazakhstan				
Nigeria	NCC IDENTIFIER NUMBER: CERT/00761/2025			
Oman	 <table border="1" data-bbox="339 257 484 339"> <tr> <td>Oman- TRA</td> </tr> <tr> <td>1603275</td> </tr> <tr> <td>TRA/TA-R/23945/2025</td> </tr> </table> 	Oman- TRA	1603275	TRA/TA-R/23945/2025
Oman- TRA				
1603275				
TRA/TA-R/23945/2025				
Peru	OFICIO N° 3246-2025-MTC/29.01			
Qatar	Type Approval Reference: CRA/SM/2025/S-0021900			
Singapore	<table border="1" data-bbox="251 455 377 517"> <tr> <td>Complies with IMDA Standards DA107248</td> </tr> </table>	Complies with IMDA Standards DA107248		
Complies with IMDA Standards DA107248				
Thailand	SD06628-25 เครื่องโทรคมนาคมและอุปกรณ์นี้มีความสอดคล้องตามมาตรฐานหรือข้อกำหนดทางเทคนิคของ กสทช.			

## Radio Equipment Directive 2014/53/EU

In accordance with Articles 3(3)(d) and 3(3)(e) of the Radio Equipment Directive 2014/53/EU, as specified in Delegated Regulations (EU) 2022/30 and 2025/138, the Product must not harm the network or its operation, must not misuse network resources, and must ensure the protection of personal data and the privacy of users and owners. The application cannot be opened without a PIN. For instructions on how to create, change, or recover the PIN, refer to the supplement to the Radio Equipment Directive 2014/53/EU available at [www.pruftechnik.com](http://www.pruftechnik.com).



## SIMPLIFIED EU DECLARATION OF CONFORMITY

Hereby, Fluke declares that the radio equipment contained in this product is in compliance with Directive 2014/53/EU. The full text of the EU declaration is available at the following internet address: <http://www.fluke.com/red>.

### LIMITED WARRANTY AND LIMITATION OF LIABILITY

This Fluke product will be free from defects in material and workmanship for two years from the date of purchase. This warranty does not cover fuses, disposable batteries, or damage from accident, neglect, misuse, alteration, contamination, or abnormal conditions of operation or handling. Resellers are not authorized to extend any other warranty on Fluke's behalf. To obtain service during the warranty period, contact your nearest Fluke authorized service center to obtain return authorization information, then send the product to that Service Center with a description of the problem.

THIS WARRANTY IS YOUR ONLY REMEDY. NO OTHER WARRANTIES, SUCH AS FITNESS FOR A PARTICULAR PURPOSE, ARE EXPRESSED OR IMPLIED. FLUKE IS NOT LIABLE FOR ANY SPECIAL, INDIRECT, INCIDENTAL OR CONSEQUENTIAL DAMAGES OR LOSSES, ARISING FROM ANY CAUSE OR THEORY. Since some states or countries do not allow the exclusion or limitation of an implied warranty or of incidental or consequential damages, this limitation of liability may not apply to you.