



LIQ-Battery Replacement Battery

Instructions

Introduction

The LIQ-Battery (the Battery) is a Li-ion battery pack for use in the LinkIQ™ Cable+Network Tester, FI-3000 FiberInspector™ Pro, and potentially other models (the Product). The battery charges when installed in the Product.

These battery packs have been tested in accordance with and comply to:

- UN Manual of Tests and Criteria Part III Subsection 38.3 (ST/SG/AC.10/11/Rev.5) – also known as the UN T19.T8 tests
- IEC62133
- DOT/IATA

Contact Fluke

Fluke Corporation operates worldwide. For local contact information, go to our website: www.flukenetworks.com.

To register your product, or to view, print, or download the latest manual or manual supplement, go to our website.

Fluke Corporation
P.O. Box 9090
Everett WA 98206-9090
U.S.A.

Fluke Europe B.V.
P.O. Box 1186
5602 BD Eindhoven
The Netherlands

+1-425-446-5500 info@flukenetworks.com



PN 5586677 (English)

6/2023 Rev. 1, 7/2023

©2023 Fluke Corporation. All rights reserved.

Specifications are subject to change without notice.

All Product names are trademarks of their respective companies.

Safety Information

A **Warning** identifies hazardous conditions and procedures that are dangerous to the user. A **Caution** identifies conditions and procedures that can cause damage to the Product or the equipment under test.

Warning






To prevent possible electrical shock, fire, or personal injury:

- Read all safety information before you use the Battery.
- Do not alter the Battery and use only as specified, or the protection supplied by the Battery can be compromised.
- Carefully read all instructions.
- Do not use the Battery if it operates incorrectly.
- Do not use the Battery around explosive gas, vapor, or in damp or wet environments.
- Use only specified replacement parts.
- Use only the mains power cord and connector approved for the voltage and plug configuration in your country and rated for the Product.
- Use only Fluke approved power adapters to charge the battery.
- Disconnect the ac adapter before you remove the Product covers.
- Do not use the Battery if it is altered or damaged.
- Batteries contain hazardous chemicals that can cause burns or explode. If exposure to chemicals occurs, clean with water and get medical aid.
- Repair the Product before use if the battery leaks. Battery leakage may create a shock hazard or damage the Product.
- Remove the batteries if the Product is not used for an extended period of time, or if stored in temperatures above 50 °C. If the batteries are not removed, battery leakage may result.

- **The battery door must be closed and locked before you operate the Product.**
- **Do not put battery cells and battery packs near heat or fire. Do not put in sunlight.**
- **Remove all probes, test leads, and accessories before the battery door is opened.**
- **Disconnect the battery charger and move the Product or battery to a cool, non-flammable location if the rechargeable battery becomes hot (>50 °C) during the charge period.**

Symbols

The table below lists the symbols that can be used on the Product or in this document.

Symbol	Description
	Consult user documentation.
	WARNING. RISK OF DANGER.
	WARNING. HAZARDOUS VOLTAGE. Risk of electric shock.
	This Product contains a lithium-ion battery. Do not mix with the solid waste stream. Spent batteries should be disposed of by a qualified recycler or hazardous materials handler per local regulations. Contact your authorized Fluke Service Center for recycling information.
	This product complies with the WEEE Directive and its marking requirements. The affixed label indicates that you must not discard this electrical/electronic product in domestic household waste. Do not dispose of this product as unsorted municipal waste. For information about take-back and recycling programs available in your country, see the Fluke website.

Specifications

Size	41 mm x 35 mm x 19 mm
Weight	0.113 kg
Battery	Lithium-ion, 23 Whr, 3.5 V, 6.4 Ahr, configuration 1ICR19/66-2
Temperature	
Operating	0 °C to 45 °C (32 °F to 113 °F)
Storage	-20 °C to 50 °C (-4 °F to 122 °F)
Charging	0 °C to 40 °C (32 °F to 104 °F)
Relative humidity	0 % to 90 %, 0 °C to 35 °C (32 °F to 95 °F) 0 % to 70 %, 35 °C to 45 °C (95 °F to 113 °F) Uncontrolled: <0 °C non-condensing
Altitude	
Operating	4000 m
Storage	12 000 m

Battery Replacement

To replace the battery:

1. Remove the battery door.
2. Push and hold the clip-release lever towards the side of the Product and firmly pull up on the wire clip. Do not pull on the wires. See the figure at the end of the book.
3. Install the replacement battery in reverse order.
4. Place the wires inside the Product away from the door attachments.
5. Attach the battery door.

