

# FT-110 Series – TurboFlow® Economical Flow-Rate Sensors

- ▶ Low Cost Plus High Accuracy  $\pm 3\%$  of Reading
- ▶ Measures Low Liquid Flow Rates of 0.13 to 9.2 GPM (0.5 to 35 LPM)
- ▶ Lightweight Plastic Design Enables Mounting in any Position
- ▶ O-ring Design for Manifold Mounting

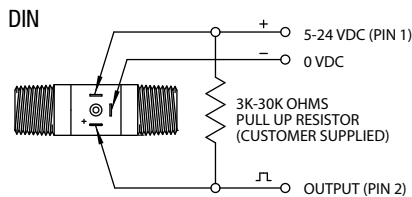
Gems Hall Effect turbine flow rate sensor is ideal for OEM applications involving low flow liquid monitoring. The low cost coupled with 1/2% repeatability makes it an ideal candidate for replacing dispensing timer systems. Unlike existing timing systems, turbine technology is not influenced by changes in system pressure caused by aging filters. The sensor's standard power and output specifications make it easy to retrofit to existing controllers.

## Specifications


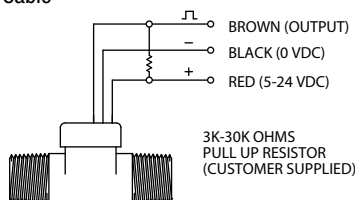
<b>Wetted Materials</b>	
<b>Body</b>	Nylon 12
<b>Turbine</b>	Nylon 12 Composite
<b>Bearings</b>	PTFE/15% Graphite
<b>Operating Pressure</b>	200 PSIG (13.7 bar)
<b>Burst Pressure</b>	2500 PSIG (172 bar)
<b>Operating Temperature</b>	-4°F to 212°F (-20°C to 100°C)
<b>Viscosity</b>	32 to 81 SSU (.8 to 16 Centistokes)
<b>Filter</b>	<50 Microns
<b>Input Power</b>	5 to 24 VDC @ 8mA
<b>Output (Hz)</b>	NPN Sinking Open Collector @ 20mA Maximum Leakage Current 10µA (Pull-Up Resistor Required)
<b>Accuracy</b>	$\pm 3\%$ of Reading
<b>Repeatability</b>	0.5% of Full Scale
<b>Electrical Connection</b>	DIN 9.4mm Spacing* 24 AWG 3 ft. Cable
<b>Inlet/Outlet Ports</b>	3/8" NPT Male G3/8 Male O-Ring

\* Mating DIN ordered separately.

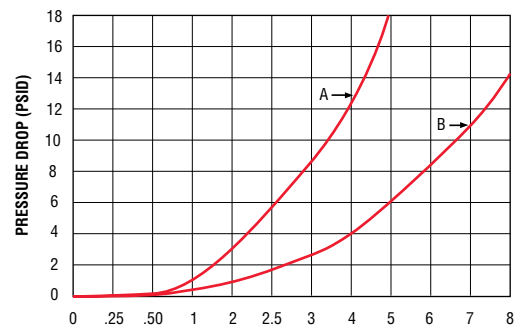
## Wiring



## Cable



## Pressure Drop—Typical



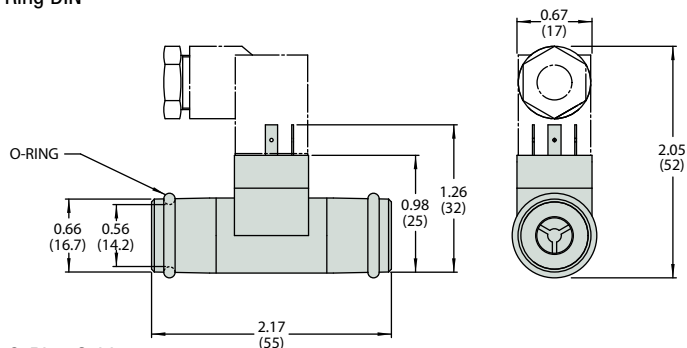
Tests conducted with water flow at 68°F (20°C).

Flow Range A	Flow Range B
.13 - 2.6 GPM	.26 - 9.2 GPM
.5 - 10 LPM	1 - 35 LPM

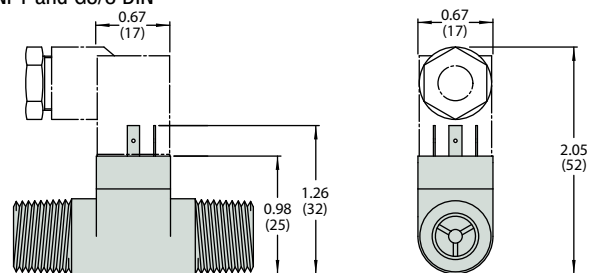
FLOW SENSORS – ELECTRONIC

### Dimensions

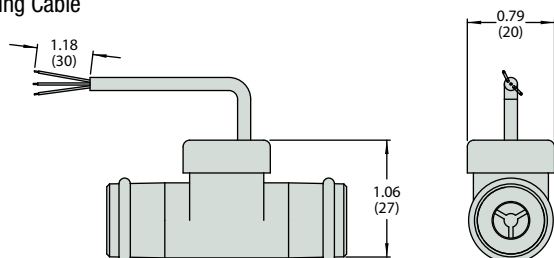
#### O-Ring DIN



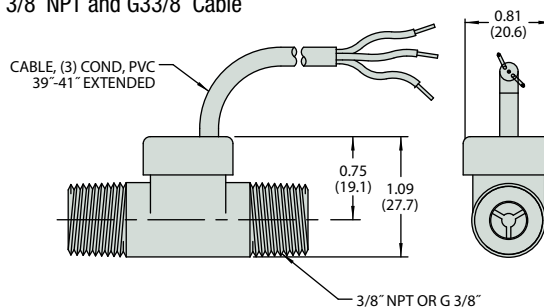
#### 3/8" NPT and G3/8 DIN



#### O-Ring Cable



#### 3/8" NPT and G33/8 Cable



inch  
(mm)

### How To Order – Standard Models

Specify Part Number based on flow range.

Flow Range		Pulses per		Frequency Output	3/8" NPT Part Number		O-Ring Part Number		G3/8 European Thread P/N	
GPM	Liters/m	Gallon	Liter		Cable	DIN	Cable	DIN	Cable	DIN
.13-1.3	.5-5	26200	6900	58-575 Hz	173931-C	173931-D	244421-C	244421-D	173936-C	173936-D
.13-2	.5-7.5	17800	4700	39-588 Hz	173933-C	173933-D	244423-C	244423-D	173938-C	173938-D
.26-2.6	1-10	12500	3300	55-550 Hz	173932-C	173932-D	244422-C	244422-D	173937-C	173937-D
.26-4	1-15	8300	2200	37-550 Hz	173934-C	173934-D	244424-C	244424-D	173939-C	173939-D
.26-6.6	1-25	3800	1000	16.7-416 Hz	173935-C	173935-D	244425-C	244425-D	173940-C	173940-D
.53-9.2	2-35	2840	750	25-438 Hz	234265-C	234265-D	244426-C	244426-D	234266-C	234266-D

### FT-110 Accessories

Consult factory for special customized OEM versions.

Description	Part Number
1 Meter DIN PVC Cable Assembly with 10K Pull-Up Resistor	218572
Mating DIN Connector	212404