

New

Compact data logger PetitLOGGER GL100 Series



Main body	
GL100-WL with wireless LAN	GL100-N without wireless LAN

Shown in actual size

GL series announces support for additional sensors in volatile wireless and non-wireless environment with ability to exchange input modules.

Sensors

<p>Temp./Humidity GS-TH Temp. (-20 to 85 °C), Humidity (0 to 100 % RH)</p>	<p>Acceleration/Temp. GS-3AT Tri-axial acceleration (max. 10 G), Temp. (-10 to 50 °C)</p>	<p>Carbon dioxide (CO2) GS-CO2 CO2 concentration (max. 9999 ppm)</p>	<p>Illuminance/UV GS-LXUV Illuminance (max. 200 klx), UV intensity (max. 30 mW/cm2)</p>
---	--	---	--

Input Terminal / Adapter

<p>Voltage/Temp. GS-4VT 4ch Voltage (max. 50V) or Temp. (TC: K & T), 4ch Logic or Pulse</p>	<p>Thermistor GS-4TSR 4ch Temperature (-40 to 120 °C), 4ch Logic or Pulse</p>	<p>AC current sensor GS-DPA-AC Current (50, 100, 200A RMS), Power in Single- or three-phase power system</p>
--	--	---

Dual port adapter connects up to two modules for simultaneous interface

1. Temp./Humidity & Illuminance/UV	<p>Dual port adapter GS-DPA</p>
2. Temp./Humidity & Carbon dioxide (CO2)	
3. Illuminance/UV & Carbon dioxide (CO2)	

Example: 1.

Thermistor sensor

GS-103AT-4P (Normal type)

GS-103JT-4P (Ultrathin type)

AC current sensor

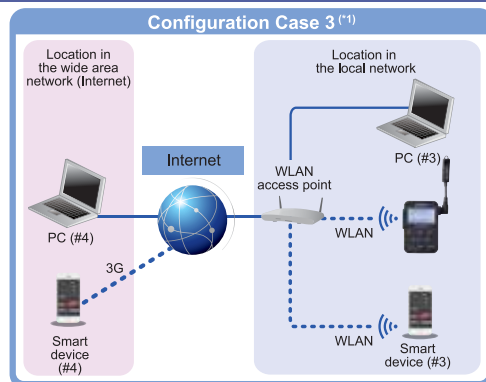
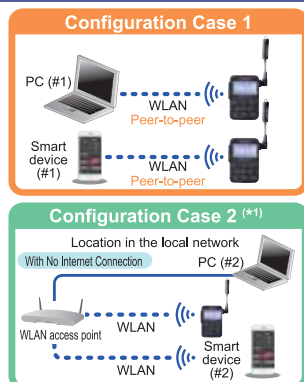
Example

Packages will include combined models best suited for your application

GL100 will feature package solutions that combines several sensors and modules together for a one stop solution as an out-of-the-box-ready item for the specific application that best fits your need.

Combo models for GL100-WL	Temp./Humidity Set : GL100-WL-TH GL100-WL & GS-TH	Acceleration Set : GL100-WL-3AT GL100-WL & GS-3AT	Voltage/Temp. Set : GL100-WL-4VT GL100-WL & GS-4VT	Thermistor Set : GL100-WL-4TSR GL100-WL & GS-4TSR * Thermistor sensor is not included.
Combo models for GL100-N	Temp./Humidity Set : GL100-N-TH GL100-N & GS-TH	Acceleration Set : GL100-N-3AT GL100-N & GS-3AT	Voltage/Temp. Set : GL100-N-4VT GL100-N & GS-4VT	Thermistor Set : GL100-N-4TSR GL100-N & GS-4TSR * Thermistor sensor is not included.

Wireless access will support multiple configurations for both secured and world wide internet access



Available functions	Configuration Case 1		Configuration Case 2		Configuration Case 3	
	PC (#1)	Smart device (#1)	PC (#2) (*1)	Smart device (#2)	PC (#3) (*1)	Smart device (#3)
Control of full functions	●		●		●	● (*2)
Control of simple functions (Start/Stop, Sampling, Alarm)		●		●		● (*2)
Display Waveform/Digital value	●		●		●	● (*2)
Save data to PC			●			● (*2)
Receive message via email					●	●

● : Function is available ● : Function is available in the condition

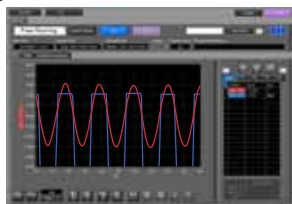
*1 : Multiple PC cannot make connection to the GL100 simultaneously.

*2 : Assign a static global IP. Or DDNS service must be available within network and the GL100 configured as a device within the WAN.

Includes Application Software for General-Purpose or Industry-specific Customized Platform

General purpose application software will continue to have the ability to view in Y-T chart, waveform, and digital values. The new industry-specific customize software will feature targeted software in accommodating users with indicators that are specific and familiar to that industry.

General-purpose software for PC



Waveform Screen




Digital Value Screen

General-purpose software for Smart Device (Android OS/iOS)



Digital Value Screen



Waveform Screen

Industry-specific software (for PC and Smart Device)

Specific industry	Measurement capability	Description
Agriculture	<ul style="list-style-type: none"> Temperature Accumulation Humidity Deficit Amount of solar radiation Amount of ultraviolet rays 	Confirm temperature accumulation, humidity deficit, solar radiation, ultraviolet rays as part of the vital indicators for healthy plant growth. Measure optimal saturation deficit by understanding the best conditions applied for growth, flowering, and fruit growth using temperature accumulation and optimal growth environment scheme.
Logistics	<ul style="list-style-type: none"> Search and display acceleration thresholds Temperature Accumulation Humidity Deficit 	Transportation of industrial equipment, temperature controlled transport of food, and warehouse temperature management can all be monitored to provide the safest and secured operation. Safety measurements through monitoring the vibration of the transport vehicles can be vital to heavy-industrial and vibration sensitive equipment. Accumulated temperature monitoring and humidity levels will be vital to keeping food fresh in a controlled environment.
Power measurement	<ul style="list-style-type: none"> AC current Power Integrated power 	Power and electric energy levels will be displayed on the graph using measured AC current locally at the factory, buildings and industrial equipment. Corresponds to three power systems including two-wire single-phase, three-wire single-phase, or three-wire in three-phase.

Available to download at the autumn of 2014

Support your specific software

Customize your software using the SDK (Software Development Kit) provided by Graphtec. The SDK will be available at the beginning of 2015.

Sufficient capacity for data

Data Capturing Time

Condition	Capturing time	Condition Example :
Built-in memory (Approx. 4.9MB)	Approx. 254 days	Temp./Humidity sensor (GS-TH), 1 minute sampling interval
micro SD memory card	Over 2 years	

* File size for captured data is up to 1.9GB on the micro SD memory card.

Available battery option

Battery Operating Time

Condition	Operating time	Condition Example :
When saving data to the Built-in memory with WLAN disabled	Approx. 2 weeks	Temp./Humidity sensor (GS-TH), 1 minute sampling interval, using Alkaline battery (AA size x 2)

* USB power source will be required for Voltage/Temperature (GS-4VT), and CO2 sensor (GS-CO2).

Specifications of GL100-WL, GL100-N

Item	Description
Number of channel	Up to 4 channels (varies by the type of input module used, and measurement type is fixed with each input module.)
Interface to PC	USB 2.0, Wireless LAN (IEEE802.11b) in GL100-WL
Functions	<ul style="list-style-type: none"> Real-time data capturing Displays the captured data value to the LCD in real-time and save the monitoring values Set conditions using the Menu setting <p>While using Wireless LAN :</p> <ul style="list-style-type: none"> Output captured data in real-time Output the saved data from the internal memory Full control of the GL100 from the PC application software Send warnings via the e-mail in GL100-WL (*1) <p>While using USB port :</p> <ul style="list-style-type: none"> Output captured data in real-time Output the saved data from the internal memory Full control of the GL100 from the PC application software
Display	LCD (backlit monochrome, graphical type)
Storage device	<ul style="list-style-type: none"> Built-in RAM (Approx. 4.9 MB) micro SD memory card <p>* Maximum file size for captured data is 1.9 GB.</p>
Sampling interval	0.5 to 30 seconds and 1 to 60 minutes
Output signal	Alarm (1 channel). Warnings message is sent via the e-mail in GL100-WL (*1)
Power source	<ul style="list-style-type: none"> Alkaline battery (AA x 2) USB bus-power (micro USB connector) <p>* The required power capacity is 5V, 1A when AC adapter for microUSB drive is used. AC adapter is not included.</p>
Operating environment	Temperature : -10 °C to 50 °C Humidity : up to 80% RH (non condensed) Water resistance : IP54
External dimension	Approx. 66 x 100 x 27 mm (exclude protrusion)
Weight	GL100-N : Approx. 125 g, GL100-WL : Approx. 130 g

Software

Item	Description
Supported OS	Windows : 8.1 / 8 / 7 / Vista (32- or 64-bit), Android OS : 4.3 or later, iOS : 7 or later
Controlled units	Up to 10 units

Accessories

Item	Model number	Description
Thermistor sensor (Normal type)	GS-103AT-4P	Sensor for GS-4TSR module, 3 m, 4 pcs/set, Temp. range : -40 to 105 °C
Thermistor sensor (Ultrathin type)	GS-103JT-4P	Sensor for GS-4TSR module, 3 m, 4 pcs/set, Temp. range : -40 to 120 °C
AC Current sensor	GS-AC50A	For GS-DAP-AC module, Cable 200 mm, Current range : 50 A AC
AC Current sensor	GS-AC100A	For GS-DAP-AC module, Cable 200 mm, Current range : 100 A AC
AC Current sensor	GS-AC200A	For GS-DAP-AC module, Cable 200 mm, Current range : 200 A AC
Dual port adapter	GS-DPA	Connect up to two (2) sensors
Module Extension Cable	GS-EXC	Extension cable for input module, 1.5 m long

Specifications of input module

Temperature & Humidity sensor (GS-TH)	
Type of measurement	Temperature, and Humidity
Measuring range	Accumulated temp. (calculated value), Dew-point temp. (calculated value) Temperature : -20 to 85 °C Humidity : 0 to 100 % RH
Acceleration & Temperature sensor (GS-3AT)	
Type of measurement	Tri-axial acceleration (X-, Y-, Z-axis), and Temperature
Measuring range	Acceleration : ±2G(20 m/s ²), ±5G (50 m/s ²), ±10G (100 m/s ²) Temperature : -10 to 50 °C
Sampling interval	5 to 100 ms in memory mode, 0.5 s to 60 min, in direct mode (*2)
Voltage & Thermocouple input terminal (GS-4VT)	
Number of channel	Analog voltage 4 channels, Logic or Pulse 4 channels (*3)
Measuring range	Voltage: 20mV to 50V, 1-5V FS Thermocouple : K type (-200 to 1370 °C) & T type (-200 to 400 °C) Logic (signal pattern) : 0 to 24 V (common ground) Pulses (count) : Max. 200 counts/sampling interval, accumulating up to 65535 counts
Temperature sensor input terminal (GS-4TSR)	
Number of channel	Sensor 4 channels, Logic or Pulse 4 channels (*3)
Sensor	Thermistor sensor (optional)
Measuring range	Temperature : -40 to 120 °C (varies by the type of sensor) Logic (signal pattern) : 0 to 24 V (common ground) Pulse (count) : Max. 200 counts/sampling interval, accumulating up to 65535 counts
Carbon dioxide (CO2) sensor (GS-CO2)	
Type of measurement	Carbon dioxide concentration
Measuring range	0 to 9999 ppm
Operating environment	Temperature : 0 °C to 50 °C, Humidity: up to 80% RH (non condensed)
Illuminance & Ultraviolet sensor (GS-LXUV)	
Type of measurement	Illuminance, and UV intensity
Measuring range	Accumulated Illuminance (calculated value), Accumulated UV intensity (calculated value) Illuminance : 0 to 200 klx UV intensity : 0 to 30 mW/cm ²
AC Current sensor adapter (GS-DPA-AC)	
Type of measurement	Current
Application circuit	Power (calculated value), Electric energy (calculated value)
Sensor	Single-phase two-wire, Single-phase three-wire system, or Three-phase three-wire
Measuring range	Clamp-on current probe (optional), Two (2) sensors are able to connect 50, 100, 200 A RMS (varies by the sensor)

*1 : A mail server is required for using the e-mail function.

*2 : Memory capacity is up to 128 k samples in the memory mode.

*3 : The measurement type for analog input channels can each be separately selected but also available as set of 4 channels.

* The GL100-WL uses radio waves in the 2.4GHz band. It may interfere with other devices that use radio waves in the same frequency band. Some actions are required to avoid radio interference when necessary. This equipment can be used in the USA, Canada, EU, and Japan by the regulations of the Wireless Telegraphy Act.

Brand names and product names listed in this brochure are the trademarks or registered trademarks of their respective owners.

The contents of this brochure may change without any notice. For more information about products, please check the web site or contact your local representative.

GRAPHTEC
Graphtec Corporation

503-10 Shinano-cho, Totsuk-ku, Yokohama 244-8503, Japan
Tel : +81-45-825-6250 Fax : +81-45-825-6396
Email : webinfo@graphtec.co.jp

Website <http://www.graphteccorp.com>



ER341407_GR Vol. 1


New

Compact data logger

PetitLOGGER GL100 Series











Main body

GL100-N

Shown in actual size 



GL series adds support for additional sensors in volatile LAN and stand-alone environments with the ability to exchange input modules.

Sensors				Input Terminal / Adapter			
 <p>Temp./Humidity GS-TH Temp. (-20 to 85 °C), Humidity (0 to 100 % RH)</p>	 <p>Acceleration/Temp. GS-3AT Tri-axial acceleration (max. 10 G), Temp. (-10 to 50 °C)</p>	 <p>Carbon dioxide (CO2) GS-CO2 CO2 concentration (max. 9999 ppm)</p>	 <p>Illuminance/UV GS-LXUV Illuminance (max. 200 klx), UV intensity (max. 30 mW/cm²)</p>	 <p>Voltage/Temp. GS-4VT 4ch Voltage (max. 50V) or Temp. (TC: K & T), 4ch Logic or Pulse</p>	 <p>Thermistor GS-4TSR 4ch Temperature (-40 to 120 °C), 4ch Logic or Pulse</p>	 <p>AC current sensor GS-DPA-AC Max. 2 sensors Current (50, 100, 200A RMS), Power in Single- or three-phase power system</p>	
<p>Dual port adapter connects up to two modules for simultaneous interface</p> <p>1. Temp./Humidity & Illuminance/UV</p> <p>2. Temp./Humidity & Carbon dioxide (CO2)</p> <p>3. Illuminance/UV & Carbon dioxide (CO2)</p> 							
				<p>Thermistor sensor</p> <p>GS-103AT-4P (Normal type)</p> <p>GS-103JT-4P (Ultrathin type)</p> 	<p>AC current sensor</p> <p>Example</p> 		

Packages will include combined models best suited for your application

GL100 will feature package solutions that combines several sensors and modules together for a one stop solution as an out-of-the-box-ready item for the specific application that best fits your need.


Temp./Humidity Set : GL100-N-TH
GL100-N & GS-TH

Acceleration Set : GL100-N-3AT
GL100-N & GS-3AT

Voltage/Temp. Set : GL100-N-4VT
GL100-N & GS-4VT

Thermistor Set : GL100-N-4TSR
GL100-N & GS-4TSR
* Thermistor sensor is not included.

Connect Easily to your PC

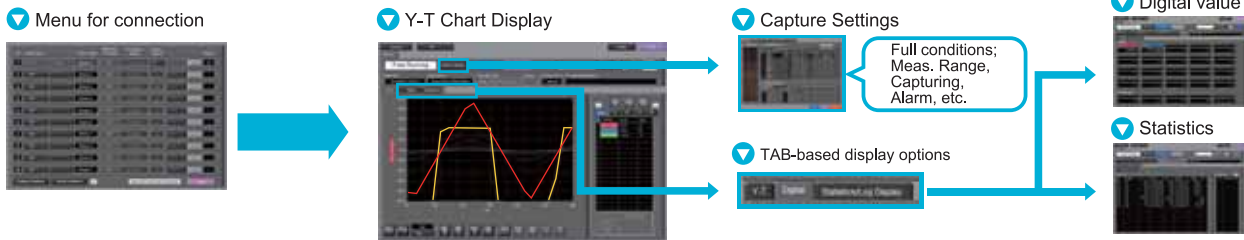


- USB connection is also available through the GL100 with real-time control from the PC software. Historical data can also be viewed by directly accessing the internal memory of the GL100 from the PC software.
- Data stored on the GL100 can be easily transferred to the PC using a microSD memory card and replay in the PC software.

Includes Application Software for General-Purpose or Industry-specific Customized Platform

General purpose application software will continue to have the ability to view in Y-T chart, waveform, and digital values. The new industry-specific customized software will feature targeted software in accommodating users with indicators that are specific and familiar to that industry.

General-purpose software for PC



Industry-specific software(for PC)

Specific industry	Measurement capability	Description	Available to download at the autumn of 2014
Agriculture	<ul style="list-style-type: none"> Temperature Accumulation Humidity Deficit Amount of solar radiation Amount of ultraviolet rays 	Confirm temperature accumulation, humidity deficit, solar radiation, ultraviolet rays as part of the vital indicators for healthy plant growth. Measure optimal saturation deficit by understanding the best conditions applied for growth, flowering, and fruit growth using temperature accumulation and optimal growth environment scheme.	
Logistics	<ul style="list-style-type: none"> Search and display acceleration thresholds Temperature Accumulation Humidity Deficit 	Transportation of industrial equipment, temperature controlled transport of food, and warehouse temperature management can all be monitored to provide the safest and most secure operation. Safety measurements through monitoring the vibration of the transport vehicles can be vital to heavy-industrial and vibration sensitive equipment. Accumulated temperature monitoring and humidity levels will be vital to keeping food fresh in a controlled environment.	
Power measurement	<ul style="list-style-type: none"> AC current Power Integrated power 	Power and electric energy levels will be displayed on the graph using measured AC current locally at the factory, buildings and industrial equipment. Corresponds to three power systems including two-wire single-phase, three-wire single-phase, or three-wire in three-phase.	

Support your specific software

Customize your software using the SDK (Software Development Kit) provided by Graphtec. The SDK will be available at the beginning of 2015.

Sufficient capacity for data

Data Capturing Time

Condition	Capturing time	Condition Example :
Built-in memory (Approx. 4.9MB)	Approx. 254 days	Temp./Humidity sensor (GS-TH), 1 minute sampling interval
micro SD memory card	Over 2 years	

* File size for captured data is up to 1.9GB on the micro SD memory card.

Available battery option

Battery Operating Time

Condition	Operating time	Condition Example :
When saving data to the Built-in memory	Approx. 2 weeks	Temp./Humidity sensor (GS-TH), 1 minute sampling interval, using Alkaline battery (AA size x 2)

* USB power source will be required for Voltage/Temperature (GS-4VT), and CO2 sensor (GS-CO2).

Specifications of GL100-N	
Item	Description
Number of channel	Up to 4 channels (varies by the type of input module used, and measurement type is fixed with each input module.)
Interface to PC	USB 2.0
Functions	<ul style="list-style-type: none"> Real-time data capturing Displays the captured data value to the LCD in real-time and save the monitoring values Set conditions using the Menu setting While using USB port : <ul style="list-style-type: none"> Output captured data in real-time Output the saved data from the internal memory Full control of the GL100 from the PC application software
Display	LCD (backlit monochrome, graphical type)
Storage device	<ul style="list-style-type: none"> Built-in RAM (Approx. 4.9 MB) micro SD memory card * Maximum file size for captured data is 1.9 GB.
Sampling interval	0.5 to 30 seconds and 1 to 60 minutes
Output signal	Alarm (1channel)
Power source	<ul style="list-style-type: none"> Alkaline battery (AA x 2) USB bus-power (micro USB connector) * The required power capacity is 5V, 1A when AC adapter for microUSB drive is used. AC adapter is not included.
Operating environment	Temperature : -10 °C to 50 °C Humidity : up to 80% RH (non condensed) Water resistance : IP54
External dimension	Approx. 66 x 100 x 27 mm (exclude protrusion)
Weight	Approx. 125 g

Software	
Item	Description
Supported OS	Windows : 8.1 / 8 / 7 / Vista (32- or 64-bit)
Controlled units	Up to 10 units

Accessories		
Item	Model number	Description
Thermistor sensor (Normal type)	GS-103AT-4P	Sensor for GS-4TSR module, 3 m, 4 pcs/set, Temp. range : -40 to 105 °C
Thermistor sensor (Ultrathin type)	GS-103JT-4P	Sensor for GS-4TSR module, 3 m, 4 pcs/set, Temp. range : -40 to 120 °C
AC Current sensor	GS-AC50A	For GS-DAP-AC module, Cable 200 mm, Current range : 50 A AC
AC Current sensor	GS-AC100A	For GS-DAP-AC module, Cable 200 mm, Current range : 100 A AC
AC Current sensor	GS-AC200A	For GS-DAP-AC module, Cable 200 mm, Current range : 200 A AC
Dual port adapter	GS-DPA	Connect up to two (2) sensors
Module Extension Cable	GS-EXC	Extension cable for input module, 1.5 m long

Specifications of input module	
Temperature & Humidity sensor (GS-TH)	
Type of measurement	Temperature, and Humidity
Measuring range	Accumulated temp. (calculated value), Dew-point temp. (calculated value)
Measuring range	Temperature : -20 to 85 °C Humidity : 0 to 100 % RH
Acceleration & Temperature sensor (GS-3AT)	
Type of measurement	Tri-axial acceleration (X-, Y-, Z-axis), and Temperature
Measuring range	Acceleration : ±2G (20 m/s ²), ±5G (50 m/s ²), ±10G (100 m/s ²) Temperature : -10 to 50 °C
Sampling interval	5 to 100 ms in memory mode, 0.5 s to 60 min, in direct mode (*1)
Voltage & Thermocouple input terminal (GS-4VT)	
Number of channel	Analog voltage 4 channels, Logic or Pulse 4 channels (*2)
Measuring range	Voltage : 20mV to 50V, 1-5V FS Thermocouple: K type (-200 to 1370 °C) & T type (-200 to 400 °C) Logic (signal pattern) : 0 to 24 V (common ground) Pulses (count) : Max. 200 counts/sampling interval, accumulating up to 65535 counts
Temperature sensor input terminal (GS-4TSR)	
Number of channel	Sensor 4 channels, Logic or Pulse 4 channels (*2)
Sensor	Thermistor sensor (optional)
Measuring range	Temperature: -40 to 120 °C (varies by the type of sensor) Logic (signal pattern) : 0 to 24 V (common ground) Pulse (count) : Max. 200 counts/sampling interval, accumulating up to 65535 counts
Carbon dioxide (CO2) sensor (GS-CO2)	
Type of measurement	Carbon dioxide concentration
Measuring range	0 to 9999 ppm
Operating environment	Temperature : 0 °C to 50 °C, Humidity : up to 80% RH (non condensed)
Illuminance & Ultraviolet sensor (GS-LXUV)	
Type of measurement	Illuminance, and UV intensity
Measuring range	Accumulated Illuminance (calculated value), Accumulated UV intensity (calculated value)
Measuring range	Illuminance : 0 to 200 klx UV intensity : 0 to 30 mW/cm ²
AC Current sensor adapter (GS-DPA-AC)	
Type of measurement	Current
Application circuit	Power (calculated value), Electric energy (calculated value)
Sensor	Single-phase two-wire, Single-phase three-wire system, or Three-phase three-wire
Measuring range	Clamp-on current probe (optional), Two (2) sensors are able to connect 50, 100, 200 A RMS (varies by the sensor)

*1 : Memory capacity is up to 128 k samples in the memory mode.

*2 : The measurement type for analog input channels can each be separately selected but also available as set of 4 channels.

Brand names and product names listed in this brochure are the trademarks or registered trademarks of their respective owners.

The contents of this brochure may change without any notice. For more information about products, please check the web site or contact your local representative.

GRAPHTEC

Graphtec Corporation

503-10 Shinano-cho, Totsuk-ku, Yokohama 244-8503, Japan
 Tel : +81-45-825-6250 Fax : +81-45-825-6396
 Email : webinfo@graphtec.co.jp

Website <http://www.graphteccorp.com>



ER361407_GR Vol. 1