

ClearTest[®]

Transformer Tester CT-300

Quick Start



IMPORTANT SAFETY INFORMATION

Read and understand these instructions prior to use. These operating instructions are not a substitute for proper training in the use of this equipment. Refer to the Instruction Manual for additional information.

TEST TRANSFORMERS


Verify both primary and secondary sides are deenergized.

Connect the ClearTest as shown for 1Ø transformers and press *and hold* the TEST button.



The ClearTest performs a brief self test indicated by the lights and the beeper and then tests the transformer.

Results are displayed as OK, SHORT or OPEN.

across the primary
OK

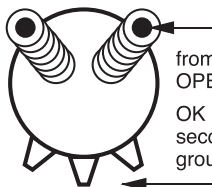



across the primary
OK



across the secondaries
OK

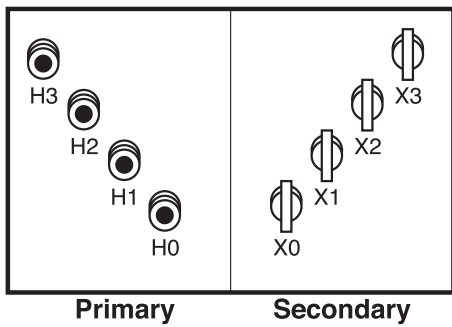
primary to ground
OPEN



from primaries to secondaries
OPEN

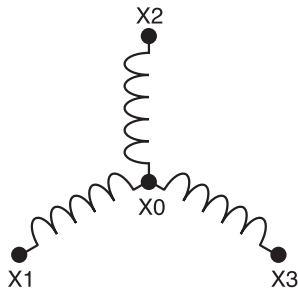
OK if both primary and secondary have one grounded bushing

For 3Ø transformers, the ClearTest leads are connected from neutral and across each pair of phases. When all connections are proper and the transformer itself is good, the ClearTest will beep and show OK.



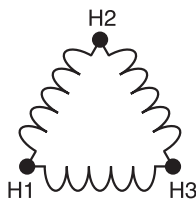
The OPEN indication designates a bad connection or an open transformer winding. A SHORT indication designates a short from phase to neutral or phase to phase in the transformer or the connections to it.

For Y (wye) connections, test the primary and secondary sides of the transformer as follows:



Y Connection

- X1-X2 Transformer OK
- X2-X3 Transformer OK
- X1-X3 Transformer OK
- H1-H2 Transformer OK
- H2-H3 Transformer OK
- H1-H3 Transformer OK
- H1-H0 Transformer OK
- H2-H0 Transformer OK
- H3-H0 Transformer OK



Delta Connection

For Δ (delta) connections, test the primary and secondary sides the same as the Y except omit the connections to X0 and H0.

H1-X1 } Transformer OK if both H0
 H2-X2 } and X0 are grounded,
 H3-X3 } otherwise OPEN

H0-X0 SHORT, if both sides are grounded, otherwise OPEN

Replace both ClearTest batteries if it does not pass the self test as indicated by a short beep.

For the complete instructions, refer to the Instruction Manual.



Call Us 1.877.571.7901



© HD Electric Company 2017 | Bulletin No: CT Quick Start-100c

HDE HD ELECTRIC COMPANY
 A Textron Company

1475 Lakeside Drive • Waukegan, Illinois 60085 U.S.A. • 847.473.4980
 fax 847.473.4981 • website: www.HDElectricCompany.com