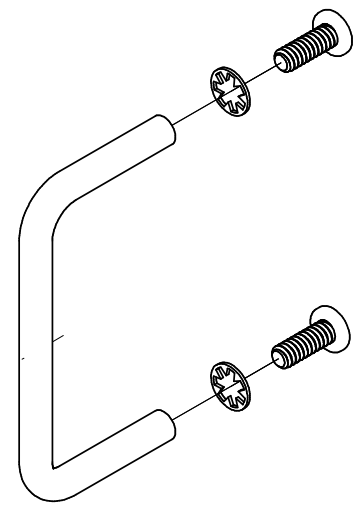




8 | 7 | 6 | 5 | 4 | 3 | 2 | 1



TYPICAL HANDLE ASSEMBLY



1427M
Handle Material - CR Steel
Finish - Bright Chrome Plated (1427M) - E-Black Coating (1427M1BK)
Hardware
2 Screws - Panhead 10-32 x 1/2"
2 Internal Tooth Lockwashers
**note handle sold singly



8 | 7 | 6 | 5 | 4 | 3 | 2 | 1