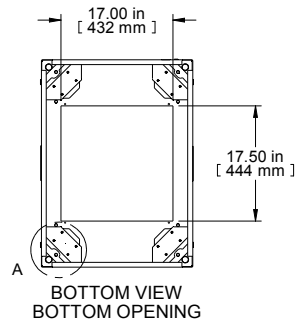
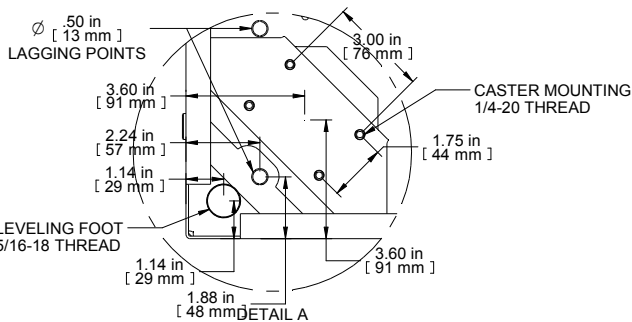
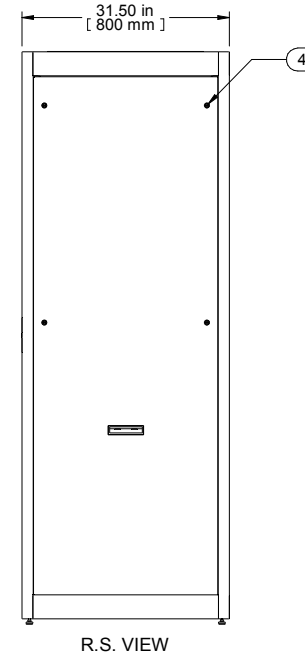
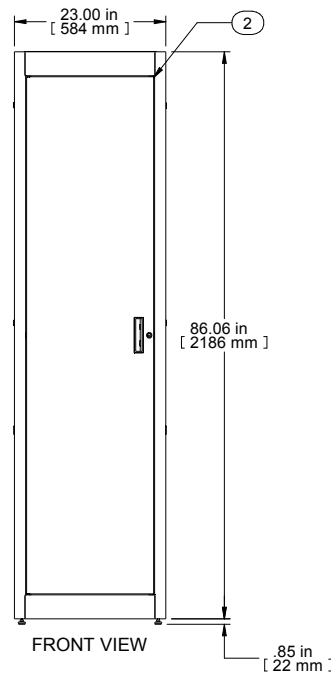
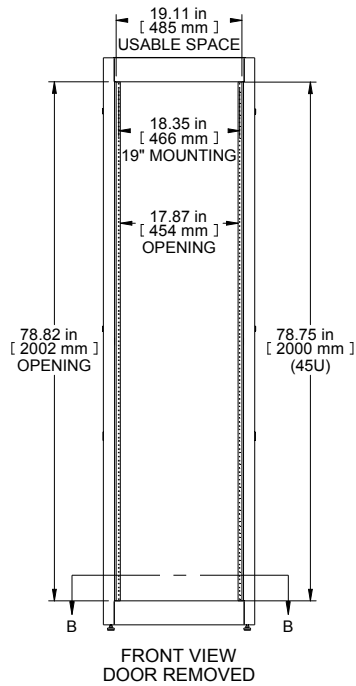


ISOMETRIC



Item Number	Title	Quantity
1	C2 - CABINET FRAME	1
2	C2 - FLUSH SOLID DOOR	1
3	C2 - SOLID TOP COVER PLATE	1
4	C2 - SOLID SIDE PANEL (PAIR)	1
5	TAPPED COMBINATION RAIL (PAIR)	2

PART NUMBERS

C2RR197831BK1	PAINTED BLACK TEXTURE
C2RR197831LG1	PAINTED LIGHT GRAY TEXTURE

NOTES

C2 Series Rapid Rack Assembly
See Hammond Website for Frame Accessories

Data subject to change without notice. Isometric drawing not to scale.
Les données sont sujettes à changement sans préavis.



www.hammondmfg.com

PART NO. C2RR197831