



Magnetic Wire Management

Industrial-grade mounts and fasteners powered by rare-earth magnets

MADE FOR REAL 

Magnetic mounts this powerful are rare.

What's a neodymium magnet?

The strongest of all rare-earth magnets, neodymium magnets are made from neodymium, iron and boron, often abbreviated NdFeB or NIB.

Neodymium magnets are the **most powerful magnets in the world**. They are often referred to as "permanent" because, in normal applications, they will lose less than 1 percent of their strength over 10 years.

If they do the job well today, they will remain reliable at least the rest of your lifetime – and probably several more.



What mounting advantages do they offer?

For one, convenience. **No drilling, welding or extra mounting hardware.** Magnets are the only mounting solution "eager" to mount as-is. That means zero effort placing them into position. In fact, they are even easier to install in hard-to-reach areas or blind spots.

They also stay where you put them. Our neodymium magnets adhere to most commercial and industrial metal surfaces, even if covered with oil, grease, paint or debris. Triple plated with nickel, copper and nickel again, they should look as good as they perform for life.

So, whether your application is permanent or temporary, you've got the **perfect, reusable solution**.

How do they fasten?

The fasteners paired with these magnetic mounts provide a variety of convenient options to support wire and cable bundles.



Applications and benefits

- Use along steel surfaces where drilling holes is not desirable.
- Ideal as “a second set of hands” to assist in cable routing, even when the final fastening method is non-magnetic.
- Able to rotate or move as needed.
- Reusable, which makes them handy for temporary applications.
- Compared to traditional mounts, easier to attach to surfaces out of reach or hard to see.
- Greater long-term mounting than adhesive.



Know your magnet's limits

Rare-earth magnets deliver in so many ways. But like most solutions to a problem, you need to know the full story to make informed implementation decisions.

If heated above their maximum operating temperature of 176 degrees F (80 degrees C), neodymium magnets will lose a fraction of their magnetic strength. If heated above 590 degrees F (310 degrees C), they will lose all their magnetic properties.

Each of our products is rated to support a weight range. Will a 20 lb rated magnet always lift a 20 lb object? Since pull forces are tested under laboratory conditions, your results may vary in the real world. Effective pull force is reduced by such factors as:

- Uneven contact with the surface
- Pulling in a non-perpendicular direction from the surface
- Attaching to metal that's thinner than ideal
- Surface coatings

As always, test the product in your application and operating environment to make sure it performs to your expectations.

Bundling and Securing


Magnetic Mounts

Magnetic Cable Tie Mounts - Round

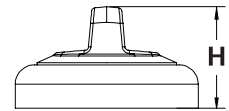
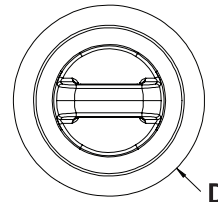
Magnetic cable tie mounts route bundles by securing to steel surfaces without the need for a mounting hole. Simply attach the wire bundle to the mount with a cable tie and position it onto the beam, metal joist, ceiling channel, conveyor frame, or other steel surface. The mounts are simple to secure and can attach to surfaces contaminated with oil or debris. Ultra-strong neodymium magnets are ideal as a permanent mount or for temporary applications. Reuse and reposition them for ultimate flexibility without needing to replace or repurchase parts. Magnetic cable tie mounts can be paired with standard T18-T50 cable ties.

Features and Benefits

- No drilling or extra hardware required – just secure to steel surface.
- Magnetic mounts are reliable even in debris, dirt, and oil.
- Use for permanent mounting or as a temporary installation tool.
- Reuse, 360-degree rotation and reposition capabilities allow for a flexible mounting solution.
- Easily remove without residue.



| | |
|------------------------------|---|
| MATERIAL | Neodymium alloy 39M (NDFEB39), Polyacetal (POM), Steel (ST) |
| | Neodymium alloy 35M (NDFEB35), Polyacetal (POM), Steel (ST) |
| Operating Temperature | -40°F to +176°F (-40°C to +80°C) |



| PART NO. | TYPE | Magnetic Pull Strength lb/ft (N) | Cable Tie Series | Diameter (D) in. (mm) | Height (H) in. (mm) | Rotation (°) | Color | Pkg. Qty. |
|------------|-----------|----------------------------------|------------------|-----------------------|---------------------|--------------|------------|-----------|
| 151-04019* | MAGCTM10S | 10 (44) | T18-T50 | 0.8 (19.0) | 0.4 (10.5) | 360 ° | Black (BK) | 10 |
| 151-04020* | | 10 (44) | T18-T50 | 0.8 (19.0) | 0.4 (10.5) | 360 ° | Black (BK) | 100 |
| 151-04021* | | 10 (44) | T18-T50 | 0.8 (19.0) | 0.4 (10.5) | 360 ° | White (WH) | 10 |
| 151-04022* | | 10 (44) | T18-T50 | 0.8 (19.0) | 0.4 (10.5) | 360 ° | White (WH) | 100 |
| 151-04023* | MAGCTM15L | 15 (66) | T18-T50 | 0.9 (23.2) | 0.4 (10.5) | 360 ° | Black (BK) | 10 |
| 151-04024* | | 15 (66) | T18-T50 | 0.9 (23.2) | 0.4 (10.5) | 360 ° | Black (BK) | 100 |
| 151-04025* | | 15 (66) | T18-T50 | 0.9 (23.2) | 0.4 (10.5) | 360 ° | White (WH) | 10 |
| 151-04026* | | 15 (66) | T18-T50 | 0.9 (23.2) | 0.4 (10.5) | 360 ° | White (WH) | 100 |
| 151-04017* | MAGCTM15H | 15 (66) | Grip Tie | 1.0 (26.0) | 0.6 (14.4) | 360 ° | Black (BK) | 10 |
| 151-04018* | | 15 (66) | Grip Tie | 1.0 (26.0) | 0.6 (14.4) | 360 ° | Black (BK) | 100 |

Dimensions are approximate and subject to technical changes. Use Part No. for ordering and Type for specification purposes.

*This product meets UL standards. Please go to hellermann-tyton.com for specific file numbers.



Please note - not all products listed on this page may have this approval. Please see www.Hellermann.Tyton.com for the latest approvals.

Magnetic Cable Tie Mounts with Tie - Round

Magnetic cable tie mount with T50R tie routes bundles by securing to steel surfaces without the need for a mounting hole. Simply attach the wire bundle to the mount with the cable tie and position it onto the beam, metal joist, ceiling channel, conveyor frame, or other steel surface. The mounts are simple to secure and can attach to surfaces contaminated with oil or debris. Ultra-strong neodymium magnets are ideal as a permanent mount or for temporary applications. Reuse and reposition them for ultimate flexibility without needing to replace or repurchase parts.

Features and Benefits

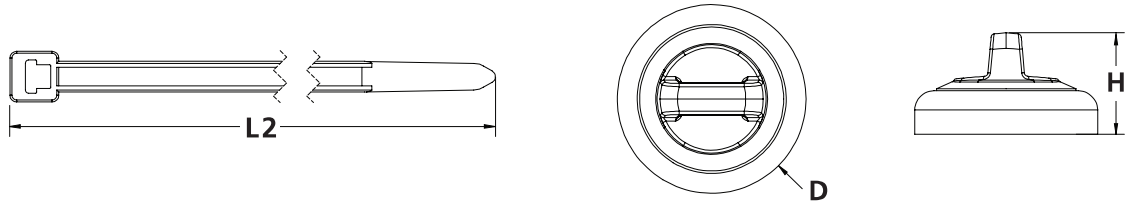
- No drilling or extra hardware required – just secure to steel surface.
- Magnetic mounts are reliable even in debris, dirt, and oil.
- Use for permanent mounting or as a temporary installation tool.
- Reuse and reposition capabilities allow for a flexible mounting solution.
- Easily remove without residue.



| | |
|------------------------------|---|
| MATERIAL | Neodymium alloy 35M (NDFEB35), Polyacetal (POM), Steel (ST), Polyamide 6.6 heat stabilized (PA66HS) |
| Operating Temperature | -40°F to +176°F (-40°C to +80°C) |

HF ✓

RoHS ✓



| PART NO. | TYPE | Magnetic Pull Strength lb/ft (N) | Cable Tie Series | Min. Tensile Strength lbs. (N) | Max. Bundle Diameter in. (mm) | Diameter (D) in. (mm) | Height (H) in. (mm) | Cable Tie Length (L2) in. (mm) | Rotation (°) | Pkg. Qty. |
|-----------|------------------|----------------------------------|------------------|--------------------------------|-------------------------------|-----------------------|---------------------|--------------------------------|--------------|-----------|
| 156-03232 | T50RMAGCTM10SSET | 10.0 (44.0) | T50 | 50.0 (222.0) | 2.0 (50.0) | 0.8 (19.0) | 0.4 (10.5) | 7.9 (200.0) | 360 ° | 100 |
| 156-03233 | T50RMAGCTM15LSET | 15.0 (66.0) | T50 | 50.0 (222.0) | 2.0 (50.0) | 0.9 (23.2) | 0.4 (10.5) | 7.9 (200.0) | 360 ° | 100 |

Dimensions are approximate and subject to technical changes. Use Part No. for ordering and Type for specification purposes.

Bundling and Securing

Magnetic Mounts

Magnetic Cable Tie Mounts - Square

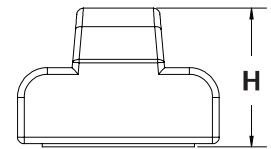
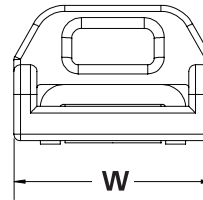
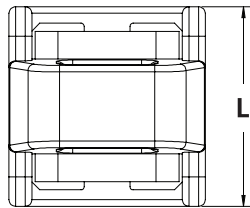
Magnetic cable tie mounts route bundles by securing to steel surfaces without the need for a mounting hole. Simply attach the wire bundle to the mount with a cable tie and position it onto the beam, metal joist, ceiling channel, conveyor frame, or other steel surface. The mounts are simple to secure and can attach to surfaces contaminated with oil or debris. Ultra-strong neodymium magnets are ideal as a permanent mount or for temporary applications. Reuse and reposition them for ultimate flexibility without needing to replace or repurchase parts. Magnetic cable tie mounts can be paired with standard T18 cable ties.

Features and Benefits

- No drilling or extra hardware required – just secure to steel surface.
- Magnetic mounts are reliable even in debris, dirt, and oil.
- Use for permanent mounting or as a temporary installation tool.
- Reuse and reposition capabilities allow for a flexible mounting solution.
- Easily remove without residue.



| | |
|------------------------------|---|
| MATERIAL | Neodymium alloy 35M (NDFEB35), Polyacetal (POM), Steel (ST) |
| Operating Temperature | -40°F to +176°F (-40°C to +80°C) |
| Color | Black (BK) |



| PART NO. | TYPE | Magnetic Pull Strength lb/ft (N) | Cable Tie Series | Length (L) in. (mm) | Width (W) in. (mm) | Height (H) in. (mm) | Rotation (°) | Pkg. Qty. |
|------------|----------|----------------------------------|------------------|---------------------|--------------------|---------------------|--------------|-----------|
| 151-04015* | MAGCTM5M | 5 (22) | T18 | 0.6 (15.3) | 0.6 (15.0) | 0.4 (10.5) | 0 ° | 10 |
| 151-04016* | | 5 (22) | T18 | 0.6 (15.3) | 0.6 (15.0) | 0.4 (10.5) | 0 ° | 100 |

*Dimensions are approximate and subject to technical changes. Use Part No. for ordering and Type for specification purposes.
This product meets UL standards. Please go to hellermannTyton.us for specific file numbers.




Please note - not all products listed on this page may have this approval. Please see www.Hellermann.Tyton.com for the latest approvals.

Magnetic Cable Tie Mounts with Tie - Square

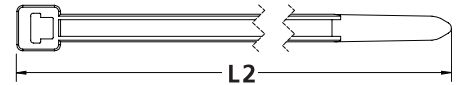
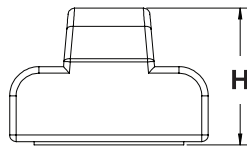
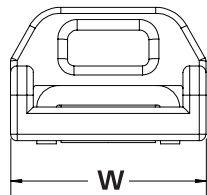
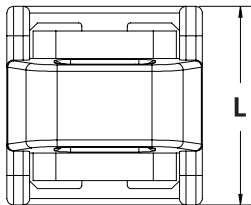
Magnetic cable tie mount with T18R tie routes bundles by securing to steel surfaces without the need for a mounting hole. Simply attach the wire bundle to the mount with the cable tie and position it onto the beam, metal joist, ceiling channel, conveyor frame, or other steel surface. The mounts are simple to secure and can attach to surfaces contaminated with oil or debris. Ultra-strong neodymium magnets are ideal as a permanent mount or for temporary applications. Reuse and reposition them for ultimate flexibility without needing to replace or repurchase parts.

Features and Benefits

- No drilling or extra hardware required – just secure to steel surface.
- Magnetic mounts are reliable even in debris, dirt, and oil.
- Use for permanent mounting or as a temporary installation tool.
- Reuse and reposition capabilities allow for a flexible mounting solution.
- Easily remove without residue.



| | |
|------------------------------|---|
| MATERIAL | Neodymium alloy 35M (NDFEB35), Polyacetal (POM), Steel (ST), Polyamide 6.6 heat stabilized (PA66HS) |
| Operating Temperature | -40°F to +176°F (-40°C to +80°C) |
| Color | Black (BK) |



| PART NO. | TYPE | Magnetic Pull Strength lb/ft (N) | Cable Tie Series | Min. Tensile Strength lbs. (N) | Max. Bundle Diameter in. (mm) | Length (L) in. (mm) | Width (W) in. (mm) | Height (H) in. (mm) | Cable Tie Length (L2) in. (mm) | Rotation (°) | Pkg. Qty. |
|-----------|------------------|----------------------------------|------------------|--------------------------------|-------------------------------|---------------------|--------------------|---------------------|--------------------------------|--------------|-----------|
| 156-03231 | T18RMAG-CTM5MSET | 15.0 (66.0) | T18 | 18.0 (80.0) | 0.9 (22.0) | 0.6 (15.3) | 0.6 (15.0) | 0.4 (10.5) | 3.9 (100.0) | 0° | 100 |

Dimensions are approximate and subject to technical changes. Use Part No. for ordering and Type for specification purposes.

Bundling and Securing

Magnetic Mounts

Magnetic Clips

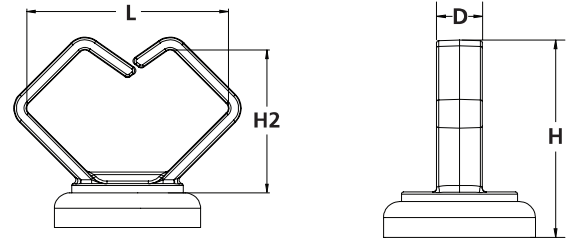
Magnetic clips are designed to route bundles by securing to steel surfaces without the need for a mounting hole. Simply attach the wire bundle by pushing it into the clip and position it onto the beam, metal joist, ceiling channel, conveyor frame, or other steel surface. The clips are simple to secure and can attach to surfaces contaminated with oil or debris. Ultra-strong neodymium magnets are ideal as a permanent mount or for temporary applications. Reuse and reposition them for ultimate flexibility without needing to replace or repurchase parts.

Features and Benefits

- No drilling or extra hardware required – just secure to steel surface.
- Magnetic mounts are reliable even in debris, dirt, and oil.
- Use for permanent mounting or as a temporary installation tool.
- Reuse, 360-degree rotation and reposition capabilities allow for a flexible mounting solution.
- Easily remove without residue.



| | |
|------------------------------|---|
| MATERIAL | Neodymium alloy 35M (NDFEB35), Polyacetal (POM), Steel (ST) |
| Operating Temperature | -40°F to +176°F (-40°C to +80°C) |
| Color | Black (BK) |



| PART NO. | TYPE | Magnetic Pull Strength lb/ft (N) | Nominal Clip Diameter in. (mm) | Length (L) in. (mm) | Height (H) in. (mm) | Depth (D) in. (mm) | Height of Clip (H2) in. (mm) | Rotation (°) | Pkg. Qty. |
|------------|---------|----------------------------------|--------------------------------|---------------------|---------------------|--------------------|------------------------------|--------------|-----------|
| 151-04027* | MAGC10S | 10 (44) | 0.5 (12.7) | 0.6 (15.8) | 0.7 (18.5) | 0.2 (3.9) | 0.6 (14.0) | 360 ° | 10 |
| 151-04028* | | 10 (44) | 0.5 (12.7) | 0.6 (15.8) | 0.7 (18.5) | 0.2 (3.9) | 0.6 (14.0) | 360 ° | 100 |
| 151-04029* | MAGC10M | 10 (44) | 0.8 (19.1) | 1.0 (26.2) | 1.0 (24.7) | 0.2 (5.7) | 0.8 (20.2) | 360 ° | 10 |
| 151-04030* | | 10 (44) | 0.8 (19.1) | 1.0 (26.2) | 1.0 (24.7) | 0.2 (5.7) | 0.8 (20.2) | 360 ° | 100 |
| 151-04031* | MAGC15L | 15 (66) | 1.0 (25.4) | 1.2 (31.5) | 1.2 (31.5) | 0.2 (5.7) | 1.1 (27.0) | 360 ° | 10 |
| 151-04032* | | 15 (66) | 1.0 (25.4) | 1.2 (31.5) | 1.2 (31.5) | 0.2 (5.7) | 1.1 (27.0) | 360 ° | 100 |

Dimensions are approximate and subject to technical changes. Use Part No. for ordering and Type for specification purposes.
 *This product meets UL standards. Please go to hellermannntyton.us for specific file numbers.



Please note - not all products listed on this page may have this approval. Please see www.Hellermann.Tyton.com for the latest approvals.

Magnetic Bridle Rings

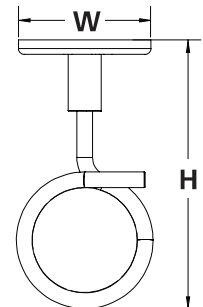
Magnetic bridle rings route cables by securing to steel surfaces without the need for a mounting hole. Simply attach cables within the bridle ring and position the magnet onto the beam, metal joist, ceiling channel, conveyor frame, or other steel surface. Magnetic bridle rings are ideal for supporting communication and data cables. The mounts are simple to secure and can attach to surfaces contaminated with oil or debris. Ultra-strong neodymium magnets are ideal as a permanent mount or for temporary applications. Reuse and reposition them for ultimate flexibility without needing to replace or repurchase parts.

Features and Benefits

- No drilling or extra hardware required – just secure to steel surface.
- Magnetic mounts are reliable even in debris, dirt, and oil.
- Use for permanent mounting or as a temporary installation tool.
- Reuse and reposition capabilities allow for a flexible mounting solution.
- Easily remove without residue.



| | |
|------------------------------|---|
| MATERIAL | Neodymium alloy 45M (NDFEB45), Steel (ST) |
| Operating Temperature | -40°F to +176°F (-40°C to +80°C) |
| Color | Metal (ML) |



| PART NO. | TYPE | Magnetic Pull Strength lb/ft (N) | Nominal Bundle Diameter in. (mm) | Diameter (D) in. (mm) | Height (H) in. (mm) | Rotation (°) | Pkg. Qty. |
|------------|----------|----------------------------------|----------------------------------|-----------------------|---------------------|--------------|-----------|
| 151-04033* | MAGBR40S | 40.0 (178.0) | 0.8 (18.9) | 1.2 (30.0) | 1.2 (30.0) | 0 ° | 10 |
| 151-04034* | | 40.0 (178.0) | 0.8 (18.9) | 1.2 (30.0) | 1.2 (30.0) | 0 ° | 100 |
| 151-04035 | MAGBR90M | 90.0 (400.0) | 1.3 (31.7) | 1.6 (40.0) | 3.2 (81.1) | 0 ° | 10 |
| 151-04036 | | 90.0 (400.0) | 1.3 (31.7) | 1.6 (40.0) | 3.2 (81.1) | 0 ° | 100 |
| 151-04037 | MAGBR90L | 90.0 (400.0) | 2.0 (50.8) | 1.6 (40.0) | 3.8 (97.6) | 0 ° | 10 |
| 151-04038 | | 90.0 (400.0) | 2.0 (50.8) | 1.6 (40.0) | 3.8 (97.6) | 0 ° | 100 |

*Dimensions are approximate and subject to technical changes. Use Part No. for ordering and Type for specification purposes.
This product meets UL standards. Please go to hellermann-tyton.us for specific file numbers.



Please note - not all products listed on this page may have this approval. Please see www.HellermannTyton.com for the latest approvals.

Bundling and Securing


Magnetic Mounts

Magnetic J-Hooks

Magnetic J-hooks route cables by securing to steel surfaces without the need for a mounting hole. Simply hang cables within the J-hook and position the magnet onto the beam, metal joist, ceiling channel, conveyor frame, or other steel surface. Magnetic J-hooks are ideal for supporting communication and data cables. The mounts are simple to secure and can attach to surfaces contaminated with oil or debris. Ultra-strong neodymium magnets are ideal as a permanent mount or for temporary applications. Reuse and reposition them for ultimate flexibility without needing to replace or repurchase parts.

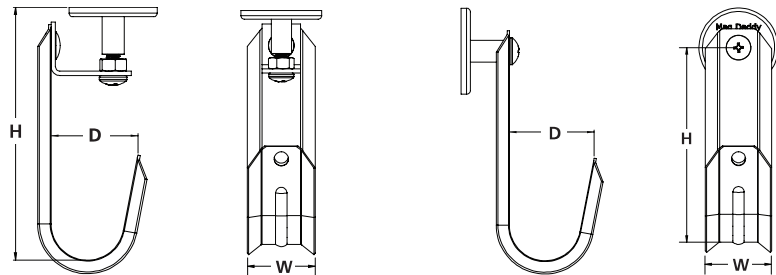
Features and Benefits

- No drilling or extra hardware required – just secure to steel surface.
- Magnetic mounts are reliable even in debris, dirt, and oil.
- Use for permanent mounting or as a temporary installation tool.
- Reuse and reposition capabilities allow for a flexible mounting solution.
- Easily remove without residue.



| | |
|------------------------------|---|
| MATERIAL | Neodymium alloy 45M (NDFEB45), Steel (ST) |
| Operating Temperature | -40°F to +176°F (-40°C to +80°C) |
| Color | Zinc-plated Metal (BV) |

HF ✓ **RoHS** ✓



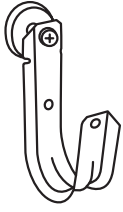
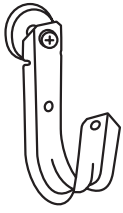


| PART NO. | TYPE | Magnetic Pull Strength lb/ft (N) | Nominal Bundle Diameter in. (mm) | Depth (D) in. (mm) | Width (W) in. (mm) | Height (H) in. (mm) | Rotation (°) | Pkg. Qty. | |
|------------|-----------|----------------------------------|----------------------------------|--------------------|--------------------|---------------------|--------------|-----------|--|
| 151-04039* | MAGJH90TS | 90 (400) | 1.3 (33.3) | 1.6 (39.4) | 1.3 (33.5) | 4.5 (114.7) | 360 ° | 10 | |
| 151-04040* | | 90 (400) | 1.3 (33.3) | 1.6 (39.4) | 1.3 (33.5) | 4.5 (114.7) | 360 ° | 100 | |

Dimensions are approximate and subject to technical changes. Use Part No. for ordering and Type for specification purposes.

*This product meets UL standards. Please go to hellermannityton.us for specific file numbers.

Magnetic J-Hooks

| PART NO. | TYPE | Magnetic Pull Strength lb/ft (N) | Nominal Bundle Diameter in. (mm) | Depth (D) in. (mm) | Width (W) in. (mm) | Height (H) in. (mm) | Rotation (°) | Pkg. Qty. | |
|-----------|-----------|----------------------------------|----------------------------------|--------------------|--------------------|---------------------|--------------|-----------|---|
| 151-04041 | MAGJH90TL | 90 (400) | 2.0 (50.8) | 2.0 (50.8) | 1.3 (33.5) | 4.8 (122.3) | 360 ° | 10 |  |
| 151-04042 | | 90 (400) | 2.0 (50.8) | 2.0 (50.8) | 1.3 (33.5) | 4.8 (122.3) | 360 ° | 100 |  |
| 151-04043 | MAGJH90SS | 90 (400) | 1.3 (33.3) | 1.6 (39.4) | 1.3 (33.5) | 3.9 (98.4) | 360 ° | 25 |  |
| 151-04044 | MAGJH90SL | 90 (400) | 2.0 (50.8) | 2.0 (50.8) | 1.3 (33.5) | 4.2 (106.1) | 360 ° | 25 |  |

Dimensions are approximate and subject to technical changes. Use Part No. for ordering and Type for specification purposes.

*This product meets UL standards. Please go to hellermannntyton.us for specific file numbers.



Please note - not all products listed on this page may have this approval. Please see www.HellermannTyton.com for the latest approvals.



HellermannTyton North American Corporate Headquarters

7930 N. Faulkner Rd, PO Box 245017
Milwaukee, WI 53224-9517
Phone: (414) 355-1130, (800) 537-1512
Fax: (414) 355-7341, (800) 848-9866
email: corp@htamericas.com
www.hellermann.tyton.com

IATF 16949, AS9100, ISO 9001 and ISO14001 certified

Warranty Policy – HellermannTyton products are warranted to be free from defects in material and workmanship at the time sold by us; but our obligation under this warranty and that of the seller is limited to the replacement of the product, and neither we nor the seller are bound by any other warranty, expressed, implied or statutory. Under no circumstances are we or the seller liable for any loss, damage, expenses or consequential damages of any kind arising out of the use or inability to use these products. All are sold with the understanding that the user will test them in actual use and determine their adaptability for the intended uses.

HellermannTyton Canada

Unit #4, 205 Industrial Parkway North
Aurora, Ontario L4G 4C4 Canada
Phone: (800) 661-2461
Fax: (800) 390-3904
email: sales@hellermanntyton.ca

HellermannTyton Mexico

Anillo Periferico Sur 7980 Edificio 6A
Parque Industrial Tecnológico II
Santa María Tequepexpan
Tlaquepaque, Jalisco, Mexico 45601
Phone: 011-52-33-3-133-9880
Fax: 011-52-33-3-133-9861
email: info-mx@hellermanntyton.com

ISO 9001 certified