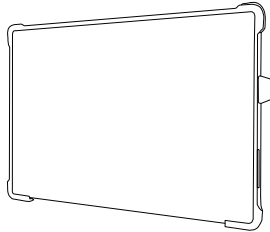




ICI

INFRARED CAMERAS INC

IR-PAD SERIES IR CAMERA QUICK START GUIDE



ICI cameras fall under US Federal Law and Export Control.

2105 W. Cardinal Dr. Beaumont, TX 77705
Phone: (409) 861-0788
Toll Free: (866) 861-0788
infraredcameras.com
support@infraredcameras.com
We Are IR™

©Copyright 2021, Infrared Cameras, Inc. - All rights reserved. The contents of this document may not be reproduced in whole or in parts without the written consent of the copyright owner.

Printed in the United States of America.

2105 W. Cardinal Dr.
Beaumont, TX 77705
(866) 861-0788
www.infraredcameras.com

Revision: 5.2021-001

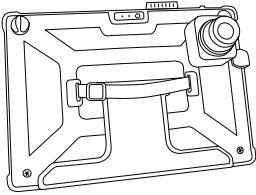
THE MANUFACTURER RESERVES THE RIGHT TO ALTER THE SPECIFICATIONS OF THE PRODUCT WITHOUT PRIOR NOTIFICATION. THE MANUFACTURER ALLOWS HIMSELF THE RIGHT TO MODIFY WITHOUT ANY PRELIMINARY OPINION THE TECHNICAL SPECIFICATIONS OF THE PRODUCT. THIS MANUAL MAY CONTAIN TECHNICAL INACCURACIES OR TYPOGRAPHICAL ERRORS.

NOTICE ALL STATEMENTS, INFORMATION, AND RECOMMENDATIONS IN THIS MANUAL ARE BELIEVED TO BE ACCURATE BUT ARE PRESENTED WITHOUT WARRANTY OF ANY KIND. NOTWITHSTANDING ANY OTHER WARRANTY HEREIN, ALL DOCUMENT FILES AND SOFTWARE ARE PROVIDED "AS IS" WITH ALL FAULTS. ICI DISCLAIMS ALL WARRANTIES, EXPRESSED OR IMPLIED, INCLUDING, WITHOUT LIMITATION, THOSE OF MERCHANTABILITY, FITNESS FOR A PARTICULAR PURPOSE AND NONINFRINGEMENT OR ARISING FROM A COURSE OF DEALING, USAGE, OR TRADE PRACTICE.

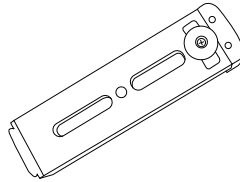
THE SOFTWARE LICENSE AND LIMITED WARRANTY FOR THE ACCOMPANYING PRODUCT ARE SET FORTH IN THE INFORMATION PACKET THAT SHIPPED WITH THE PRODUCT AND ARE INCORPORATED HEREIN BY THIS REFERENCE. IF YOU ARE UNABLE TO LOCATE THE SOFTWARE LICENSE OR LIMITED WARRANTY, CONTACT YOUR ICI REPRESENTATIVE FOR A COPY.

IN NO EVENT SHALL ICI BE LIABLE FOR ANY INDIRECT, SPECIAL, CONSEQUENTIAL, OR INCIDENTAL DAMAGES, INCLUDING, WITHOUT LIMITATION, LOST PROFITS OR LOSS OR DAMAGE TO DATA ARISING OUT OF THE USE OR INABILITY TO USE THIS MANUAL, EVEN IF ICI HAS BEEN ADVISED OF THE POSSIBILITY OF SUCH DAMAGES.

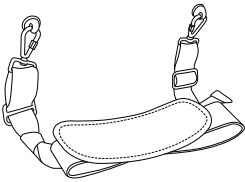
Package Includes



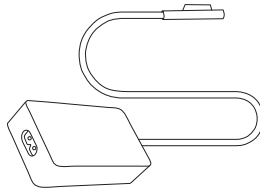
IR-Pad Camera



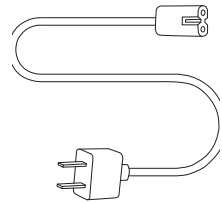
Mounting Bracket



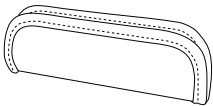
Neckstrap



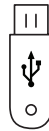
Power Adapter



Power Cord



Strap Cushion



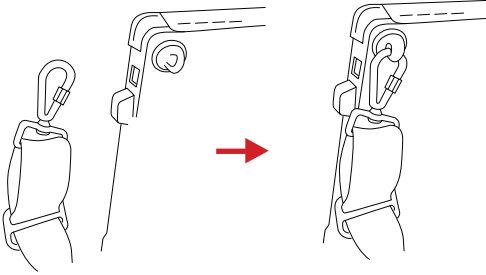
Software USB Drive

ENSURE ALL SYSTEM EQUIPMENT AND COMPONENT ITEMS ARE PRESENT BEFORE BEGINNING INSTALLATION

Neckstrap/Handheld Setup

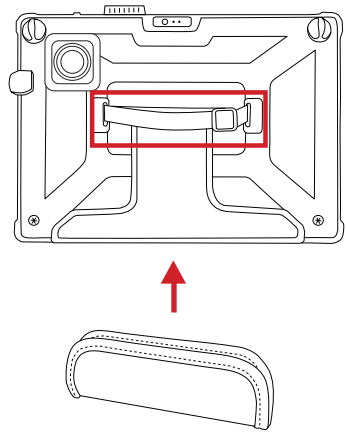
A.

Attach neckstrap clips to IR-Pad Series IR Camera.
Turn right to tighten bolt.
Turn left to loosen bolt.




B.

Attach the handstrap to the
IR-Pad Series IR Camera.



C.

Power on device.



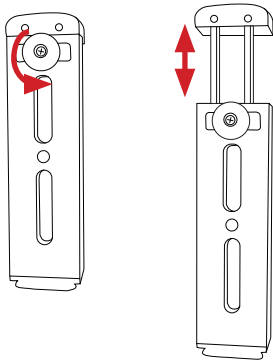
D.

Launch IR Flash software by
double-clicking the associated
desktop icon.

Tripod Set Up

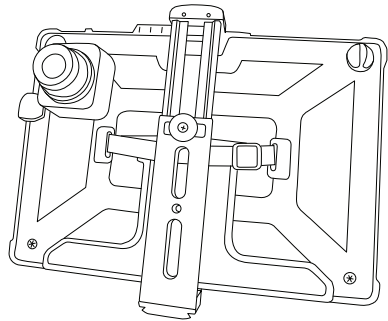
A

Loosen mounting bracket by turning dial to the left.



B.

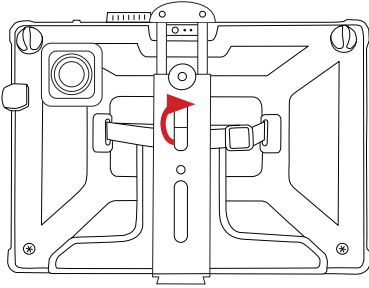
Place mounting bracket securely on back of IR-Pad Series IR Camera.*



**YOU CAN LEAVE THE TYPE COVER ATTACHED, OR REMOVE IT.
EITHER OPTION FITS WITH THE MOUNTING BRACKET.**

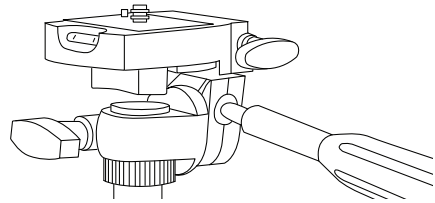
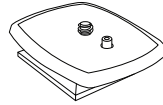
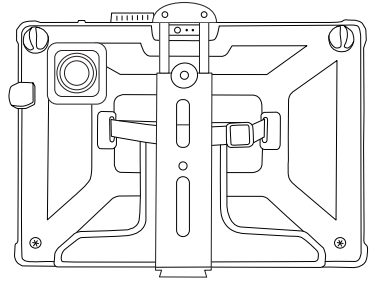
C.

Tighten mounting bracket by turning the dial to the right.




D.

Mount the mounting bracket to a tripod using the 1/4-20 mount.



E.

Power on device.



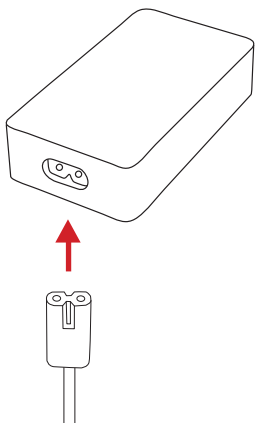
F.

Launch your version of the IR Flash software from the desktop.

Charging Instructions

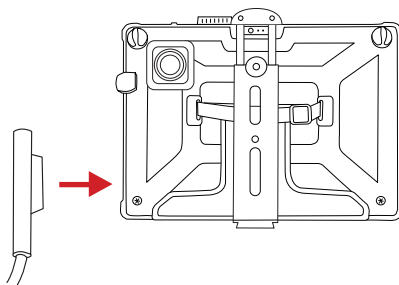
A.

Plug the power cord into the power adapter.



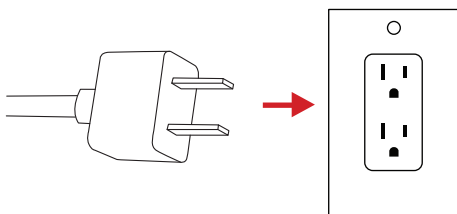
B.

Plug power adapter into IR-Pad Series Camera.



C.

Plug power cord into a 110/120V electrical outlet.



Software

Software arrives installed on computers and tablets purchased from ICI as complete systems and it will launch automatically on startup. A copy of the software is provided on the Software USB Drive. Documentation can be found online on the IR Flash Pro web page under the Downloads section or at this address:

<https://infraredcameras.com/ir-flash-pro-manual/>

Recommended System Requirements

- **Processor:** i5 or above (Quad Core or better)
- **RAM:** 4 GB or above
- **OS:** Windows 8/8.1/10
- **Hard Drive:** 256 GB or above
- **Resolution:** 1920 x 1080

ABOUT ICI / CONTACT

Infrared Cameras, Inc.
2105 W. Cardinal Dr.
Beaumont, TX 77705

Phone: (409) 861-0788 | Toll Free: (866) 861-0788 | International: (409) 861-0788

General Inquiry: support@infraredcameras.com

Website: www.infraredcameras.com

You may reach a representative by phone or email Mon – Fri 8:00AM – 5:00PM CST.

ICI manufactures complete systems and software. We can provide complete engineering, software, and OEM solutions. Our Fortune 500 clients rely on us for infrared equipment and thermography training (which we offer through the Infrared Training Institute).

In addition to providing custom germanium, silica, and sapphire optics, we also build windows for enclosures, as well as custom pan and tilt units. We can even provide customizable explosion-proof systems.

Our knowledge and experience stems from years of using infrared imaging and temperature measurement instruments to provide solutions to: managers, engineers, scientists, inspectors and operators in space, power companies, medical, pulp and paper, food industry, research and development, and various process industries. You can see our products and services used in industrial, commercial, and government applications worldwide. Originally named Texas Infrared (still DBA), Infrared Cameras, Inc. has been in business since March, 1995.

Thank you for your dedicated and continued support.