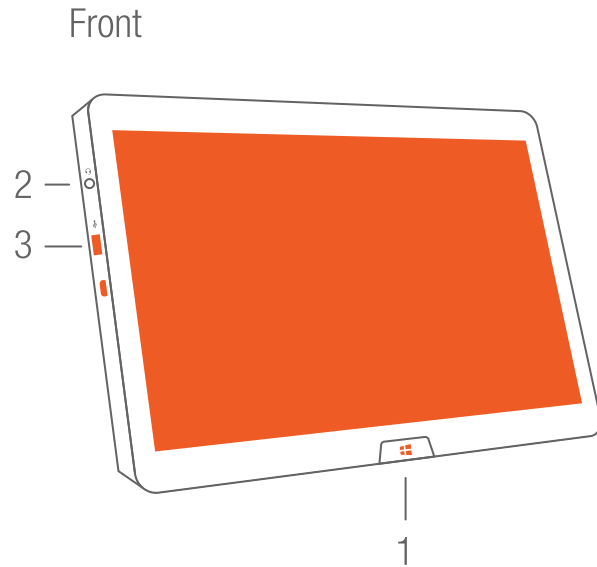
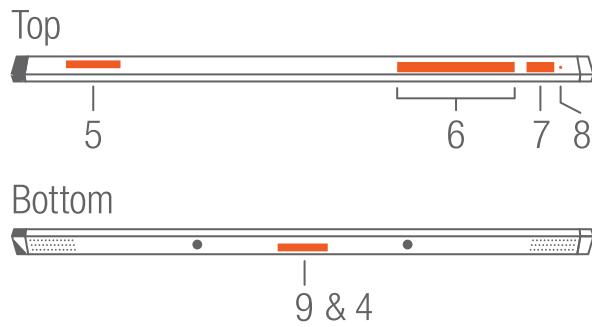


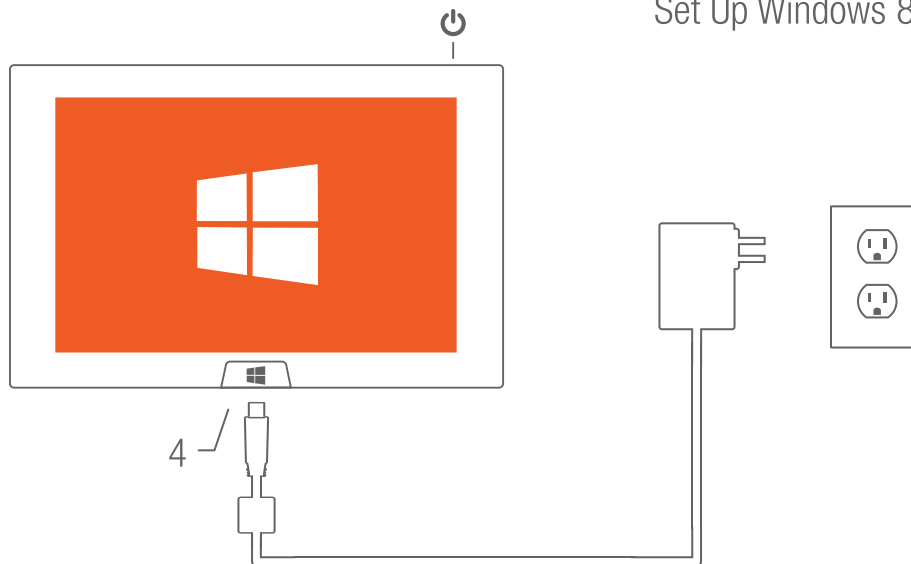
Get To Know Q

- 1. Windows Key
- 2. Headphone Jack
- 3. USB 2.0 Port
- 4. Power
- 5. SD Card
- 6. Volume
- 7. Power Button
- 8. Power Indicator
- 9. Docking Port



Connect Power & Windows 8 Setup

- 1. Connect Power
- 2. Press Power Button
- 3. Follow Instructions On-screen To Set Up Windows 8



InFocus Collaboration & Annotation Apps

One touch access to InFocus Collaboration Apps; just select the InFocus Live Tile in the Metro interface.

Control View

Control and Interact with InFocus Mondopad

Present 2

Send you screen to Mondopad for presentations and interaction

EZ Display

Present your documents wirelessly to an enabled InFocus projector

Big Note

Whiteboard, annotate and save your best ideas simply and easily (trial copy)

Optional Accessories

Visit www.infocus.com for accessories.