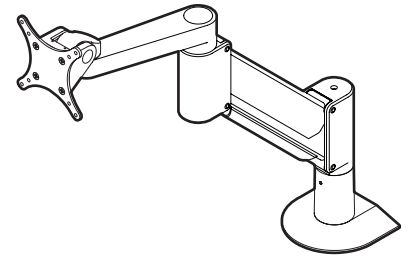
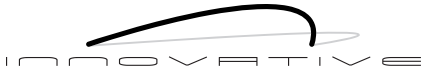


# MODEL 9105

## Installation Instructions

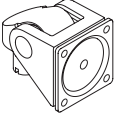







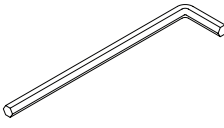


<p><b>1</b></p>	<p><b>2</b></p>	<p><b>3</b></p> <p><small>* Some monitors may require a spacer hardware kit. See page 2 for details.</small></p>
<p><b>4</b></p>	<p><b>5</b></p>	<p><b>6</b></p>
<p><b>7</b></p>	<p><b>8</b></p>	<p style="text-align: center;"><b>?</b></p> <p style="text-align: center;">800.524.2744 www.LCDarms.com</p>



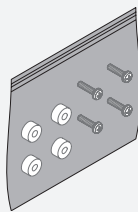
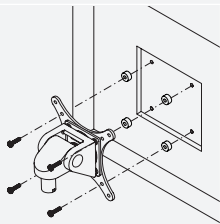
# MODEL 9105

## Parts List

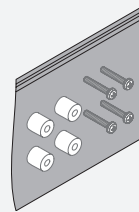
ITEM	DESCRIPTION / PART NO.	QUANTITY
A	 Spring-Assisted Monitor Tilter 407747	1
B	 75/100mm VESA® Adapter Plate 105587	1
C	 10-32 x 3/8" Phillips Flat Head Screw 702281	1 (4 pack)
D	 M4 x 12mm Phillips Pan Head Screw 702096	1 (4 pack)
E	 Dog Washer 105189	1

ITEM	DESCRIPTION / PART NO.	QUANTITY
F	 10-32 x 3/8" FPHMS w/Lock Patch 705198	1
G	 7/32" Allen Wrench 701127	1
H	 3/32" Allen Wrench 700146	1
I	 Cable Cap 102043-9.5	1

**OPTIONAL SPACER KITS** In some cases, the mounting surface on your monitor may be recessed further than permitted by VESA® standards. As a result, a spacer kit may be required.



**.25" Spacer Hardware Kit**  
 (4) .25" Spacers  
 (4) M4 x 18mm Phillips Pan Head Screws  
 Order # P404923-B



**.5" Spacer Hardware Kit**  
 (4) .5" Spacers  
 (4) M4 x 25mm Phillips Pan Head Screws  
 Order # P404923-C