

JBC

www.jbctools.com

INSTRUCTION MANUAL



CLU7 / CLU8

CLUP1 / CLUP2

CLUP7 / CLUP8

Metal and Non-Metal Brushes
for CLU & CLR

This manual corresponds to the following references:

CLMU-A7*
CLMU-A8*


CLMU-P1*
CLMU-P2*

CLMU-P7*
CLMU-P8*

**each ref. incl. 2 brushes*

Packing List

The following items should be included:



Brushes for 2 units
CLU & CLR

Manual 1 unit
Ref. 0021174

Features

All brushes are offered with black and blue core, to distinguish them when doing lead-free and leaded soldering.

Non-metal brushes have a longer lifespan than metal brushes.*

	CLU8	CLU7	CLUP1 / CLUP2	CLUP7 / CLUP8
Material	Metal	Metal	Non-Metal* / Non-Metal HMP*	Non-Metal* / Non-Metal HMP*
Cleaning	Intensive	Intensive	Gentle	Gentle
Max. time use	10 s	10 s	5 s	5 s
Recommended time use	1-2 s	1-2 s	1-2 s	1-2 s
Life cycle	Long	Long	Extended*	Extended*
Core	Black	Blue	Black	Blue

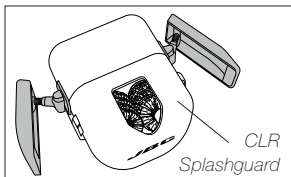


***Only use the non-metal brushes when they are rotating. Incorrect use will damage them.**

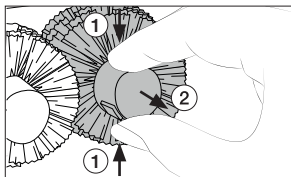
Changing Brushes

Before opening the tip cleaner, unplug it from the mains.

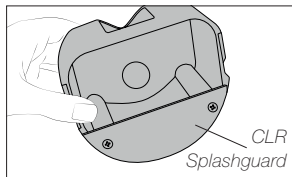
For CLR, open the side closures and remove the splashguard.



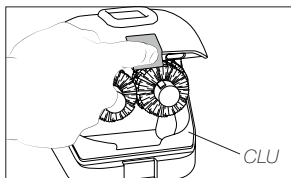
Press the brush buttons (1) to remove the brushes (2).



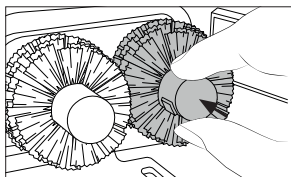
The CLR splashguard also works as a tin collector.



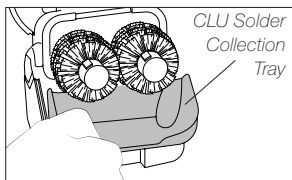
For CLU pull the locking tab to open the splashguard.



Align the brush with the axis and push them in until a click is heard. Check if the brush is properly fixed.



CLU features a solder collection tray.



Clean the splashguard/solder collection tray, place them back in its position and close the cleaner.

Brushes (Metal- and Non-Metal) can be cleaned by immersing them in isopropyl alcohol. They must be allowed to dry before use.

Specifications

CLU7 / CLU8 / CLUP1 / CLUP2 / CLUP7 / CLUP8

Metal and Non-Metal Brushes for CLU & CLR

Ref.: **CLMU-A7**

Ref.: **CLMU-P1**

Ref.: **CLMU-P7**

Ref.: **CLMU-A8**

Ref.: **CLMU-P2**

Ref.: **CLMU-P8**

- Brush Dimensions: 50 x 50 x 67 mm / 1.97 x 1.97 x 2.64 in

CLMU-A7 / CLMU-A8

- Total Net Weight: 80 g / 0.18 lb
- Package Dimensions/Weight: 140 x 80 x 65 mm / 150 g
(L x W x H) 5.51 x 3.15 x 2.56 in / 0.33 lb

CLMU-P1 / CLMU-P2 / CLMU-P7 / CLMUP-8

- Total Net Weight: 44 g / 0.1 lb
- Package Dimensions/Weight: 140 x 80 x 65 mm / 100 g
(L x W x H) 5.51 x 3.15 x 2.56 in / 0.22 lb

JBC

Warranty

JBC's 2 year warranty covers this equipment against all manufacturing defects, including the replacement of defective parts and labour.

Warranty does not cover product wear or misuse.

In order for the warranty to be valid, equipment must be returned, postage paid, to the dealer where it was purchased.



This product should not be thrown in the garbage.

In accordance with the European directive 2012/19/EU, electronic equipment at the end of its life must be collected and returned to an authorized recycling facility.



www.jbctools.com