


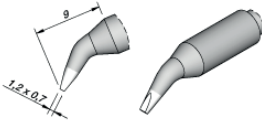
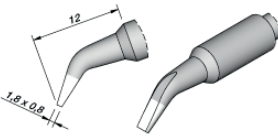
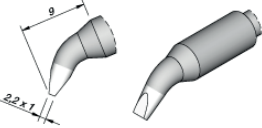
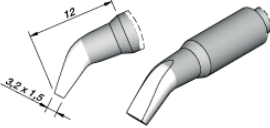


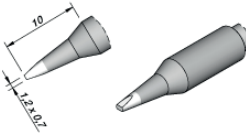
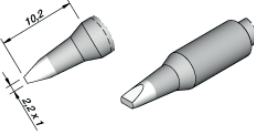


**C250 Cartridges** range  
for **AL250** Auto-Feed & **AP250** Solder Feed Irons

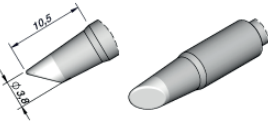
Ref.	Cartridge & Tip description	Image	Suggested components	Tip dimensions	Connectables
<b>C250-420</b>	Cartridge Bent Ø0,4		Package 0201, 0402 Fine pitch 0,65mm QFP, IC, ..	Ø0,4mm	Stations: AL, CA Tools: AL250-B, AP250
<b>C250-401</b>	Cartridge Bent Ø0,6		Package 0603 QFP, IC, ..	Ø0,6mm	Stations: AL, CA Tools: AL250-B, AP250
<b>C250-402</b>	Cartridge Bent Ø0,8		General use	Ø0,8mm	Stations: AL, CA Tools: AL250-B, AP250
<b>C250-403</b>	Cartridge Bent Ø1,0		General use	Ø1mm	Stations: AL, CA Tools: AL250-B, AP250
<b>C250-409</b>	Cartridge Bent Ø1,7		General use	Ø1,7mm	Stations: AL, CA Tools: AL250-B, AP250
<b>C250-410</b>	Cartridge Bent Ø2,2		General use	Ø2,2mm	Stations: AL, CA Tools: AL250-B, AP250



**C250** Cartridges for **AL250** Auto-Feed & **AP250** Solder Feed Irons

	Ref.	Cartridge & Tip description	Image	Suggested components	Tip dimensions	Connectables
	<b>C250-404</b>	Cartridge Bent 1,2x0,7		General use	1,2x0,7mm	Stations: AL, CA Tools: AL250-B, AP250
	<b>C250-405</b>	Cartridge Bent 1,8x0,8		General use	1,8x0,8mm	Stations: AL, CA Tools: AL250-B, AP250
	<b>C250-406</b>	Cartridge Bent 2,2x1,0		General use	2,2x1mm	Stations: AL, CA Tools: AL250-B, AP250
	<b>C250-418</b>	Cartridge Bent 3,2x1,5		General use	3,2x1,5mm	Stations: AL, CA Tools: AL250-B, AP250
	<b>C250-412</b>	Cartridge Bent 4,8x1,5		General use	4,8x1,5mm	Stations: AL, CA Tools: AL250-B, AP250
	<b>C250-407</b>	Cartridge Chisel 1,2x0,7		General use	12x0,7mm	Stations: AL, CA Tools: AL250-B, AP250
	<b>C250-408</b>	Cartridge Chisel 2,2x1 S1		General use	2,2x1mm	Stations: AL, CA Tools: AL250-B, AP250

**C250** Cartridges for **AL250** Auto-Feed & **AP250** Solder Feed Irons

	Ref.	Cartridge & Tip description	Image	Suggested components	Tip dimensions	Connectables
	<b>C250-413</b>	Cartridge Chisel 2,2x1 S2		General use	2,2x1mm	Stations: AL, CA Tools: AL250-B, AP250
	<b>C250-411</b>	Cartridge Chisel 4,8x1,5		General use	4,8x1,5mm	Stations: AL, CA Tools: AL250-B, AP250
	<b>C250-414</b>	Cartridge Bevel Ø2,2		Drag soldering Through hole	2,2mm	Stations: AL, CA Tools: AL250-B, AP250
	<b>C250-415</b>	Cartridge Bevel Ø3,8		Drag soldering Through hole	3,8mm	Stations: AL, CA Tools: AL250-B, AP250