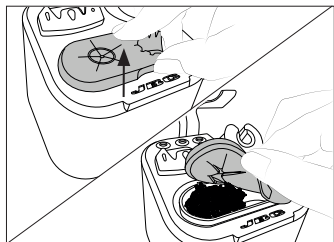


Wool Replacement

1. Lift the Membrane



0028090-1221

JBC

www.jbctools.com

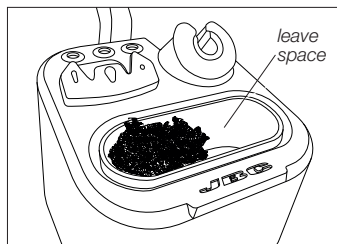
INSTRUCTION MANUAL



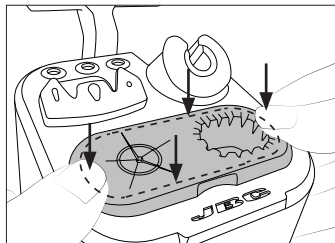
CL0300

Brass Wool for B·iRON

2. Replace the Wool



3. Assemble the Membrane



www.jbctools.com



B.iRON's Tip Cleaner

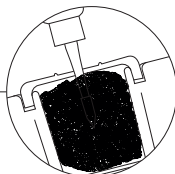
JBC

www.jbctools.com

Brass Wool (inside)

Ref. CL0300

Very effective cleaning method. Leaves a small layer of solder on the tip preventing oxidation between cleaning and tinning.

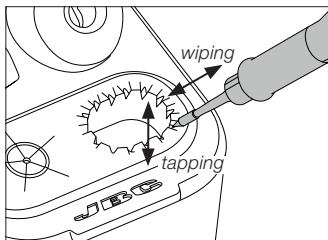


Antisplash Membrane

Ref. CL0301

Prevents splashing and keeps the work area clean. Includes a temperature resistant wiper.

If the tip is very dirty, JBC recommends first cleaning with wiper to remove excess solder and afterwards with brass wool.



Wiper

For removing excess solder by gently tapping or wiping the cartridge tip.

Stand for B.iRON