

JBC

www.jbctools.com

INSTRUCTION MANUAL



SCD, SCDA, SCDD, SCDP

Tool Holders for
Compact Stations

This manual corresponds to the following references:

0012994 SCD for CD



0014706 SCDA for CA and CF

0014720 SCDD for CDD

0014719 SCDP for CP

Packing List

The following items are included:



Tool Holder..... 1 unit
according to purchased reference

Manual 1 unit
Ref. 0028656

Replacement

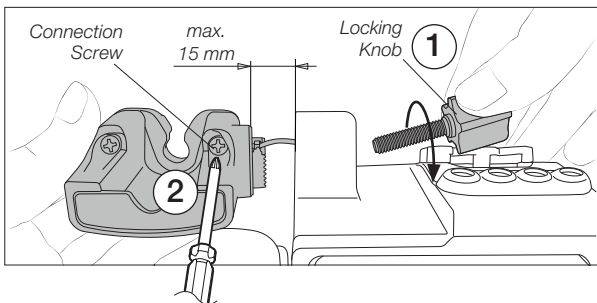


Before carrying out maintenance, always unplug the tool. Allow the equipment to cool down. Be sure that the power supply is disconnected before changing any spare part.

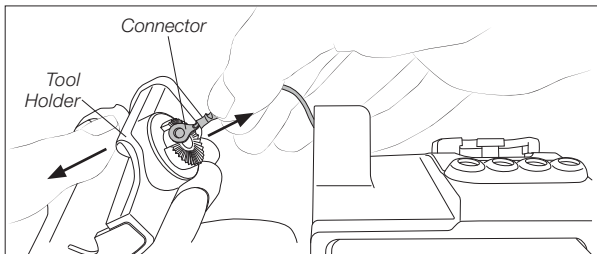
Changing the Tool Holder

Turn the station off and allow the equipment to cool down.

Remove the locking knob (1) and separate the holder from the station. Then remove the connection screw (2).



Pull the tool holder gently until the connector comes out.



Place the new tool holder following the same steps conversely.

Specifications

SCD / SCDA / SCDD / SCDP

Tool Holders for Compact Stations

Ref.: **0012994** *SCD for CD*

Ref.: **0014706** *SCDA for CA and CF*

Ref.: **0014720** *SCDD for CDD*

Ref.: **0014719** *SCDP for CP*

- Package Dimensions: 111 x 81 x 41 mm
(L x W x H) 4.37 x 3.19 x 1.61 in

Complies with CE standards.

JBC

Warranty

JBC's 2 year warranty covers this equipment against all manufacturing defects, including the replacement of defective parts and labour.

Warranty does not cover product wear or misuse.

In order for the warranty to be valid, equipment must be returned, postage paid, to the dealer where it was purchased.



This product should not be thrown in the garbage.

In accordance with the European directive 2012/19/EU, electronic equipment at the end of its life must be collected and returned to an authorized recycling facility.



www.jbctools.com