


JBC

www.jbctools.com

INSTRUCTION MANUAL



H8659


Grips for HT420 / HT470
Thermal Tweezers

This manual corresponds to the following reference:

0018659 *green*

Packing List

The following items are included:



Grips for HT420 / HT470 Thermal Tweezer..... 4 units



Fitters 4 units

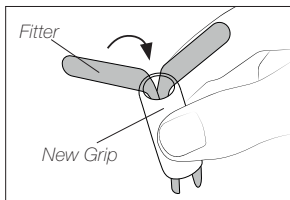


Manual 1 unit
Ref. 0028131

Changing Grips

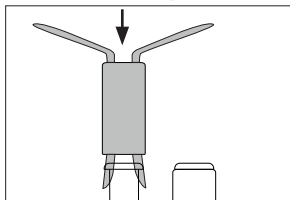
Replace the grips easily using the included fitters like shown in the following pictures.

1. Inserting Fitters



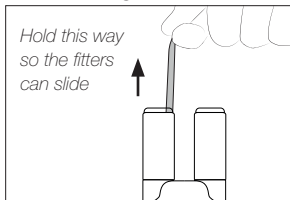
Insert the fitters into the new grip.

2. Assemble Grip



Push the grip with the fitters onto the tweezers.

3. Removing Fitters



To remove the fitters, hold the grip and pull the fitters out. Use pliers if necessary.

Specifications

H8659

Grips for HT420 Thermal Tweezers

Ref.: **0018659** *green*

- Grip Dimensions: 26 x ø12 mm / 1.02 x ø0.47 in
- Total Net Weight: 4.27 g / 0.009 lb

- Package Dimensions/Weight: 90 x 55 x 40 mm / 15.83 g
(L x W x H) 3.54 x 2.17 x 1.57 in / 0.035 lb

Complies with CE standards.
ESD safe.

JBC

Warranty

JBC's 2 year warranty covers this equipment against all manufacturing defects, including the replacement of defective parts and labour.

Warranty does not cover product wear or misuse.

In order for the warranty to be valid, equipment must be returned, postage paid, to the dealer where it was purchased.



This product should not be thrown in the garbage.

In accordance with the European directive 2012/19/EU, electronic equipment at the end of its life must be collected and returned to an authorized recycling facility.



www.jbctools.com