
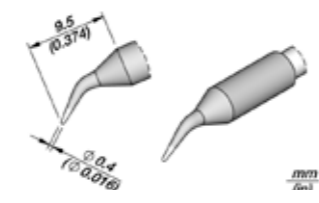
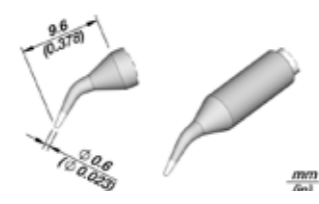
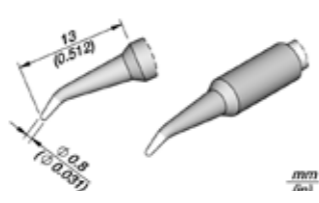
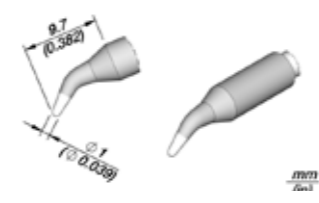
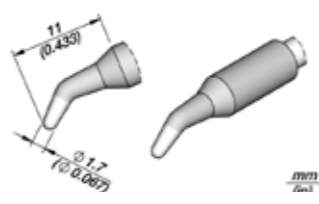
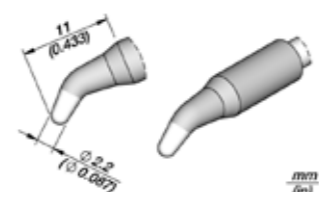

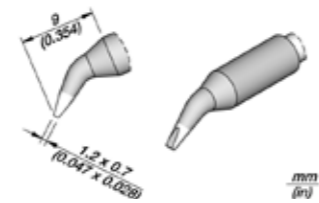



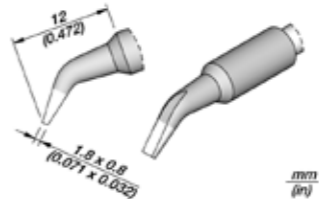
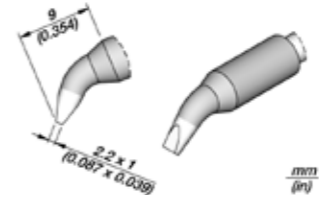
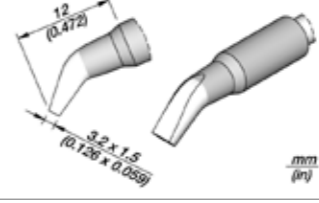
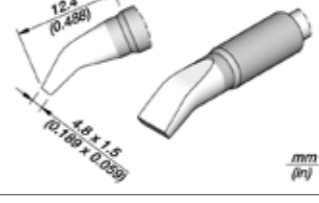



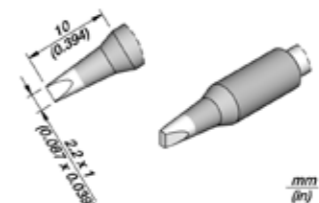
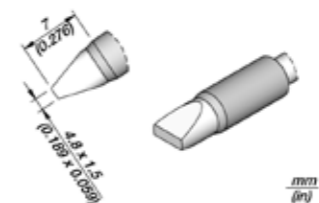
**C250 Cartridge Range**

for **AL250** Auto-Feed Iron and **AP250** Solder Feed Iron


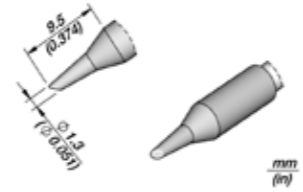
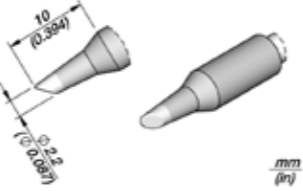
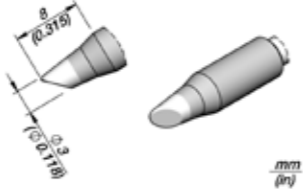



	Ref.	Description	Image and dimensions	Suggested components	Compatible with
	<b>C250420</b>	Conical Bent Cartridge Ø 0.4 mm Ø 0.016 in		Package 0201, 0402 Fine pitch 0.65 mm QFP, IC	Stations: AL, CDA Tools: AL250, AP250
	<b>C250401</b>	Conical Bent Cartridge Ø 0.6 mm Ø 0.023 in		Package 0603 QFP, IC	Stations: AL, CDA Tools: AL250, AP250
	<b>C250402</b>	Conical Bent Cartridge Ø 0.8 mm Ø 0.031 in		General use	Stations: AL, CDA Tools: AL250, AP250
	<b>C250403</b>	Conical Bent Cartridge Ø 1 mm Ø 0.039 in		General use	Stations: AL, CDA Tools: AL250, AP250
	<b>C250409</b>	Conical Bent Cartridge Ø 1.7 mm Ø 0.067 in		General use	Stations: AL, CDA Tools: AL250, AP250
	<b>C250410</b>	Conical Bent Cartridge Ø 2.2 mm Ø 0.087 in		General use	Stations: AL, CDA Tools: AL250, AP250
	<b>C250404</b>	Chisel Bent Cartridge 1.2 x 0.7 mm 0.047 x 0.028 in		General use	Stations: AL, CDA Tools: AL250, AP250

**C250 Cartridge Range for AL250 Auto-Feed Iron and AP250 Solder Feed Iron**

	Ref.	Description	Image and dimensions	Suggested components	Compatible with
	<b>C250405</b>	Chisel Bent Cartridge 1.8 x 0.8 mm 0.071 x 0.032 in		General use	Stations: AL, CDA Tools: AL250, AP250
	<b>C250406</b>	Chisel Bent Cartridge 2.2 x 1 mm 0.087 x 0.039 in		General use	Stations: AL, CDA Tools: AL250, AP250
	<b>C250418</b>	Chisel Bent Cartridge 3.2 x 1.5 mm 0.126 x 0.059 in		General use	Stations: AL, CDA Tools: AL250, AP250
	<b>C250412</b>	Chisel Bent Cartridge 4.8 x 1.5 mm 0.189 x 0.059 in		General use	Stations: AL, CDA Tools: AL250, AP250
	<b>C250407</b>	Chisel Cartridge 1.2 x 0.7 mm 0.047 x 0.028 in		General use	Stations: AL, CDA Tools: AL250, AP250
	<b>C250408</b>	Chisel Cartridge 2.2 x 1 mm S1 0.087 x 0.039 in		General use	Stations: AL, CDA Tools: AL250, AP250
	<b>C250413</b>	Chisel Cartridge 2.2 x 1 mm S2 0.087 x 0.039 in		General use	Stations: AL, CDA Tools: AL250, AP250
	<b>C250411</b>	Chisel Cartridge 4.8 x 1.5 mm 0.189 x 0.059 in		General use	Stations: AL, CDA Tools: AL250, AP250

**C250 Cartridge Range** for **AL250** Auto-Feed Iron and **AP250** Solder Feed Iron

	Ref.	Description	Image and dimensions	Suggested components	Compatible with
	<b>C250426</b>	Bevel Cartridge Ø 1.3 mm Ø 0.051 in		Drag soldering Through-hole	Stations: AL, CDA Tools: AL250, AP250
	<b>C250414</b>	Bevel Cartridge Ø 2.2 mm Ø 0.087 in		Drag soldering Through-hole	Stations: AL, CDA Tools: AL250, AP250
	<b>C250424</b>	Bevel Cartridge Ø 3 mm Ø 0.118 in		Drag soldering Through-hole	Stations: AL, CDA Tools: AL250, AP250
	<b>C250415</b>	Bevel Cartridge Ø 3.8 mm Ø 0.149 in		Drag soldering Through-hole	Stations: AL, CDA Tools: AL250, AP250