

JBC

www.jbctools.com



Adjustable Nano Tweezers

Ref. AN105-A

Packing List

The following items should be included:

Adjustable Nano Tweezers 1 unit
 Ref. AN105-A


Manual..... 1 unit
 Ref. 0022399



Features

Control unit
 Ref. NAE-1C
 NAE-2C
 NAE-9C


Adjustable Nano Tweezers
 Ref. AN105-A



Changing cartridges


Save time and change cartridges safely without switching the station off.

1. Removing



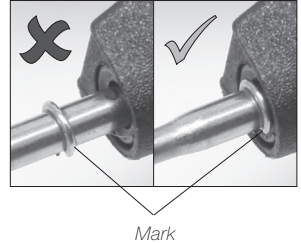
Place the tool in the slot and pull to remove the cartridge.

2. Inserting



Push the cartridge into the tool to the mark*.

* Important




For a proper connection insert the cartridges as far as the mark.

Aligning cartridges

Use the alignment systems to better suit the component to work.

Tip aligner

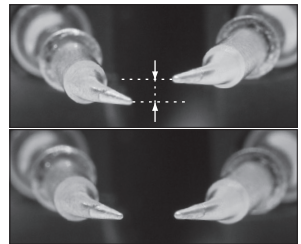


Fit the tip into the aligner and turn to the desired position.

Vertical cartridge alignment

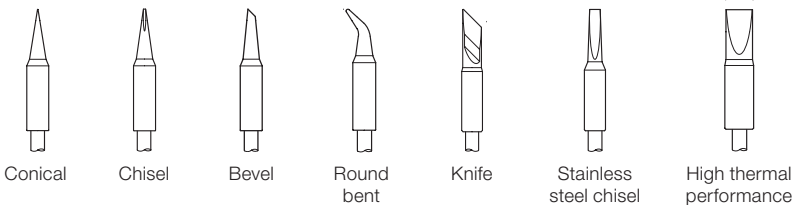


Turn the screw of the tweezers for a vertical alignment of the cartridges. One tip lines up with the other.



Compatible cartridges

The AN105-A works with C105 cartridges. Find the model that suits your needs in www.jbctools.com



Specifications

- Weight: 50 g (0.1 lb)
- Cable length: 1.2 m (47.4 in)

Complies with CE standards
ESD Safe

JBC

Warranty

JBC's 2 year warranty covers this equipment against all manufacturing defects, including the replacement of defective parts and labour. Warranty does not cover product wear or misuse. In order for the warranty to be valid, equipment must be returned, postage paid, to the dealer where it was purchased.



This product should not be thrown in the garbage.
In accordance with the European directive 2012/19/EU, electronic equipment at the end of their life must be collected and returned to an authorized recycling facility.



Manual in other languages available on our website

www.jbctools.com