



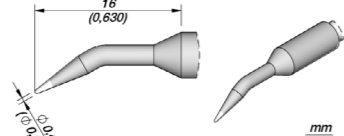
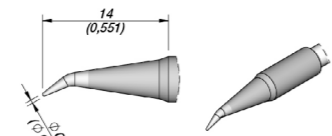
C245 Cartridge range
for T245 Handles

Ref.	Description	Image	Suggested components	Connectables
C245-030	Cartridge Conical Ø 0,3		Package 0201, 0402 Fine pitch 0,65mm QFP, IC, ..	Control Units: CD, DI, DDE, DME Tools: T245 range
C245-032	Cartridge Conical Ø 0,4		Package 0201, 0402 Fine pitch 0,65mm QFP, IC, ..	Control Units: CD, DI, DDE, DME Tools: T245 range
C245-036	Cartridge Conical Ø 0,5 S1		Package 0603 QFP, IC, ..	Control Units: CD, DI, DDE, DME Tools: T245 range
C245-930	Cartridge Conical Ø 0,5 S2		Package 0603 QFP, IC, ..	Control Units: CD, DI, DDE, DME Tools: T245 range
C245-001	Cartridge Conical Ø 0,6		General use	Control Units: CD, DI, DDE, DME Tools: T245 range
C245-201	Cartridge Conical Ø 0,6 L		Package 0603 QFP, IC, ..	Control Units: CD, DI, DDE, DME Tools: T245 range
C245-937	Cartridge Conical Ø 0,6 HT		Package 0603 QFP, IC, ..	Control Units: CD, DI, DDE, DME Tools: T245 range

C245 Cartridges for T245 Handles

Ref.	Description	Image	Suggested components	Connectables
C245-957	Cartridge Conical Ø 0,8		Through hole	Control Units: CD, DI, DDE, DME Tools: T245 range
C245-903	Cartridge Conical Ø 1 S1		General use	Control Units: CD, DI, DDE, DME Tools: T245 range
C245-803	Cartridge Conical Ø 1 L		General use	Control Units: CD, DI, DDE, DME Tools: T245 range
C245-041	Cartridge Conical Ø 1 S2		General use Tip with an extra tinned surface	Control Units: CD, DI, DDE, DME Tools: T245 range
C245-403	Cartridge Conical Ø 1 HT		General use	Control Units: CD, DI, DDE, DME Tools: T245 range
C245-943	Cartridge Conical Ø 1,7		General use	Control Units: CD, DI, DDE, DME Tools: T245 range
C245-933	Cartridge Conical Ø 2,2		General use	Control Units: CD, DI, DDE, DME Tools: T245 range
C245-107	Cartridge Conical Ø 3 HT		General use	Control Units: CD, DI, DDE, DME Tools: T245 range

C245 Cartridges for **T245** Handles

	Ref.	Description	Image	Suggested components	Connectables
	C245-034	Cartridge Bent Ø 0,4 S1		Package 0201, 0402 Fine pitch 0,65mm QFP, IC, ..	Control Units: CD, DI, DDE, DME Tools: T245 range
	C245-234	Cartridge Bent Ø 0,4 S1 L		Package 0201, 0402 Fine pitch 0,65mm QFP, IC, ..	Control Units: CD, DI, DDE, DME Tools: T245 range
	C245-029	Cartridge Bent Ø 0,4 S2		Package 0201, 0402 Fine pitch 0,65mm QFP, IC, ..	Control Units: CD, DI, DDE, DME Tools: T245 range
	C245-126	Cartridge Bent Ø 0,4 S3		Package 0201, 0402 Fine pitch 0,65mm QFP, IC, ..	Control Units: CD, DI, DDE, DME Tools: T245 range
	C245-786	Cartridge Bent Ø 0,4 S4		Package 0201, 0402 Fine pitch 0,65mm QFP, IC, ..	Control Units: CD, DI, DDE, DME Tools: T245 range
	C245-929	Cartridge Bent Ø 0,6		Package 0603 QFP, IC, ..	Control Units: CD, DI, DDE, DME Tools: T245 range
	C245-935	Cartridge Bent Ø 0,8		Through hole	Control Units: CD, DI, DDE, DME Tools: T245 range
	C245-904	Cartridge Bent Ø 1		General use	Control Units: CD, DI, DDE, DME Tools: T245 range


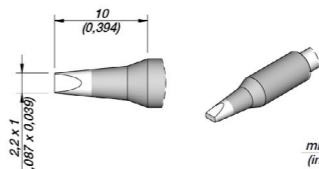
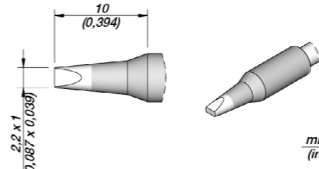
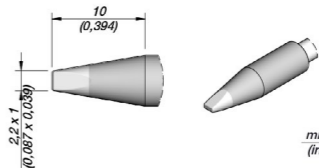
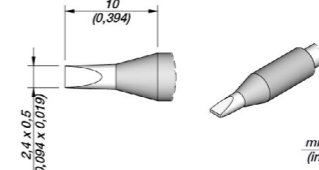
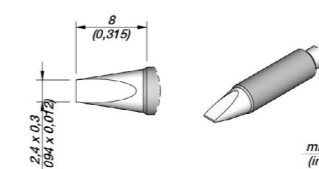
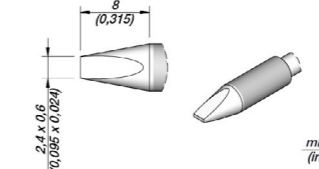
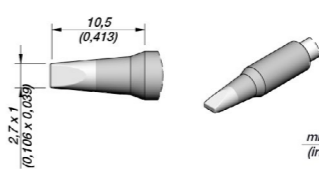
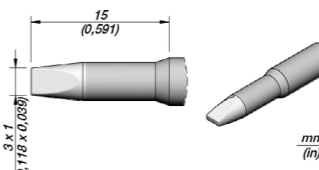
C245 Cartridges for **T245** Handles

	Ref.	Description	Image	Suggested components	Connectables
	C245-804	Cartridge Bent Ø 1 L		General use	Control Units: CD, DI, DDE, DME Tools: T245 range
	C245-259	Cartridge Bent Ø 1,5		General use	Control Units: CD, DI, DDE, DME Tools: T245 range
	C245-260	Cartridge Bent Ø 2 HT		General use	Control Units: CD, DI, DDE, DME Tools: T245 range
	C245-627	Cartridge Bent Ø 3		General use	Control Units: CD, DI, DDE, DME Tools: T245 range
	C245-628	Cartridge Bent Ø 4 HT		General use	Control Units: CD, DI, DDE, DME Tools: T245 range
	C245-731	Cartridge Chisel 0,6 x 0,3		Package 0603	Control Units: CD, DI, DDE, DME Tools: T245 range
	C245-773	Cartridge Chisel 0,8 x 0,3		Package 0805 Through hole	Control Units: CD, DI, DDE, DME Tools: T245 range
	C245-673	Cartridge Chisel 0,8 x 0,3 L		Package 0805 Through hole	Control Units: CD, DI, DDE, DME Tools: T245 range

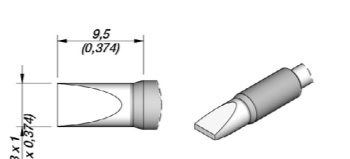
C245 Cartridges for **T245** Handles

	Ref.	Description	Image	Suggested components	Connectables
	C245-742	Cartridge Chisel 0,8 x 0,6 HT		Package 0805 Through hole	Control Units: CD, DI, DDE, DME Tools: T245 range
	C245-774	Cartridge Chisel 1,2 x 0,3		General use	Control Units: CD, DI, DDE, DME Tools: T245 range
	C245-906	Cartridge Chisel 1,2 x 0,7		General use	Control Units: CD, DI, DDE, DME Tools: T245 range
	C245-806	Cartridge Chisel 1,2 x 0,7 L		General use	Control Units: CD, DI, DDE, DME Tools: T245 range
	C245-406	Cartridge Chisel 1,2 x 0,7 HT		General use	Control Units: CD, DI, DDE, DME Tools: T245 range
	C245-768	Cartridge Chisel 1,5 x 0,3		General use	Control Units: CD, DI, DDE, DME Tools: T245 range
	C245-944	Cartridge Chisel 1,8 x 0,8		General use	Control Units: CD, DI, DDE, DME Tools: T245 range
	C245-844	Cartridge Chisel 1,8 x 0,8 L		General use	Control Units: CD, DI, DDE, DME Tools: T245 range


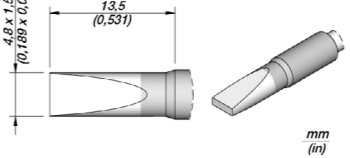
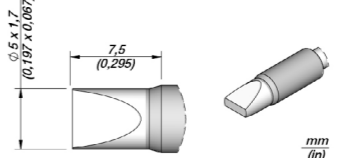
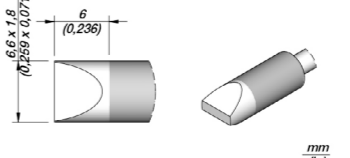

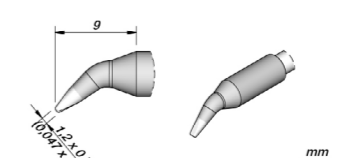
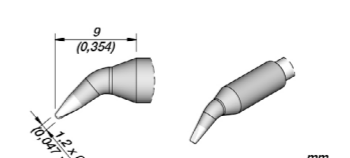
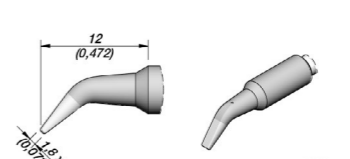
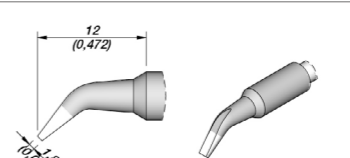
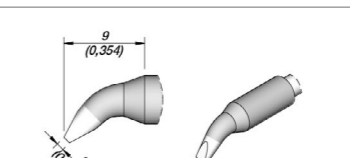
C245 Cartridges for **T245** Handles

	Ref.	Description	Image	Suggested components	Connectables
	C245-907	Cartridge Chisel 2,2 x 1		General use	Control Units: CD, DI, DDE, DME Tools: T245 range
	C245-807	Cartridge Chisel 2,2 x 1 L		General use	Control Units: CD, DI, DDE, DME Tools: T245 range
	C245-407	Cartridge Chisel 2,2 x 1 HT		General use	Control Units: CD, DI, DDE, DME Tools: T245 range
	C245-759	Cartridge Chisel 2,4 x 0,5 HT		General use	Control Units: CD, DI, DDE, DME Tools: T245 range
	C245-770	Cartridge Chisel 2,4 x 0,3		General use	Control Units: CD, DI, DDE, DME Tools: T245 range
	C245-741	Cartridge Chisel 2,4 x 0,6 HT		General use	Control Units: CD, DI, DDE, DME Tools: T245 range
	C245-729	Cartridge Chisel 2,7 x 1		General use	Control Units: CD, DI, DDE, DME Tools: T245 range
	C245-061	Cartridge Chisel 3 x 1		General use	Control Units: CD, DI, DDE, DME Tools: T245 range


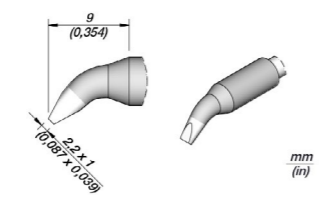
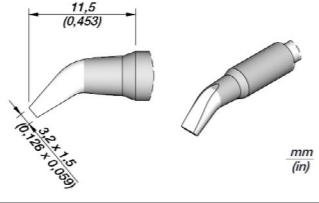
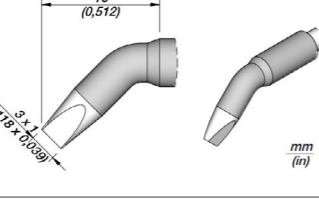
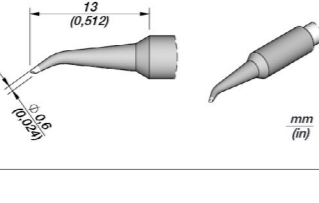
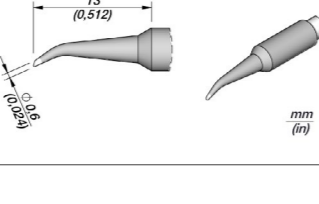

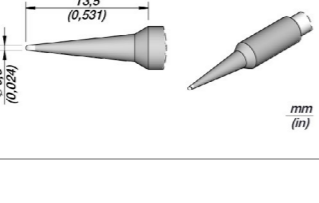
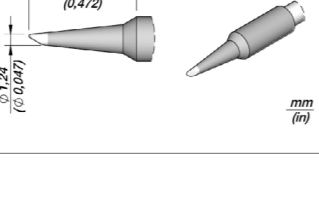
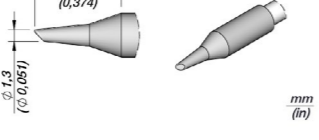
C245 Cartridges for **T245** Handles

	Ref.	Description	Image	Suggested components	Connectables
	C245-261	Cartridge Chisel 3 x 1 L		General use	Control Units: CD, DI, DDE, DME Tools: T245 range
	C245-911	Cartridge Chisel 3,2 x 1,2		General use	Control Units: CD, DI, DDE, DME Tools: T245 range
	C245-811	Cartridge Chisel 3,2 x 1,2 L		General use	Control Units: CD, DI, DDE, DME Tools: T245 range
	C245-775	Cartridge Chisel 3,2 x 1,2 S1		General use	Control Units: CD, DI, DDE, DME Tools: T245 range
	C245-755	Cartridge Chisel 4 x 0,8 HT		General use	Control Units: CD, DI, DDE, DME Tools: T245 range
	C245-756	Cartridge Chisel 4,8 x 1 HT		General use	Control Units: CD, DI, DDE, DME Tools: T245 range
	C245-908	Cartridge Chisel 4,8 x 1,5 HT S1		General use	Control Units: CD, DI, DDE, DME Tools: T245 range
	C245-808	Cartridge Chisel 4,8 x 1,5 HT L		General use	Control Units: CD, DI, DDE, DME Tools: T245 range


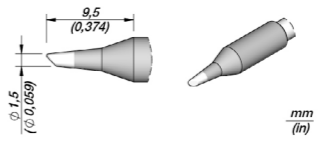
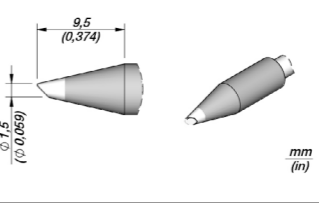
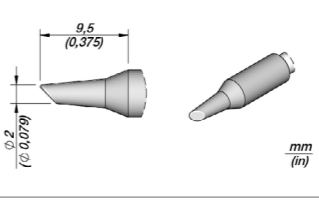
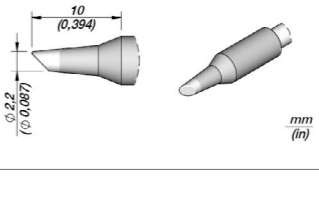
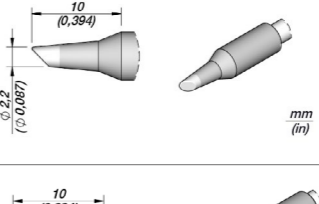
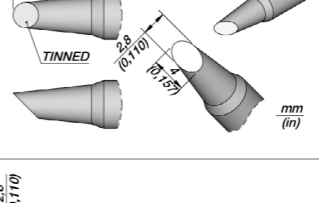
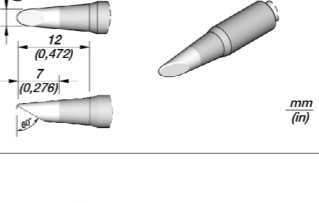
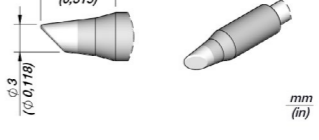
C245 Cartridges for **T245** Handles

	Ref.	Description	Image	Suggested components	Connectables
	C245-708	Cartridge Chisel 4,8 x 1,5 HT S2		General use	Control Units: CD, DI, DDE, DME Tools: T245 range
	C245-069	Cartridge Chisel 5 x 1,7 HT		General use	Control Units: CD, DI, DDE, DME Tools: T245 range
	C245-966	Cartridge Chisel 6,6 x 1,8 HT		General use	Control Units: CD, DI, DDE, DME Tools: T245 range
	C245-962	Cartridge Bent 1,2 x 0,7		General use	Control Units: CD, DI, DDE, DME Tools: T245 range
	C245-862	Cartridge Bent 1,2 x 0,7 L		General use	Control Units: CD, DI, DDE, DME Tools: T245 range
	C245-963	Cartridge Bent 1,8 x 0,8		General use	Control Units: CD, DI, DDE, DME Tools: T245 range
	C245-863	Cartridge Bent 1,8 x 0,8 L		General use	Control Units: CD, DI, DDE, DME Tools: T245 range
	C245-946	Cartridge Bent 2,2 x 1,0		General use	Control Units: CD, DI, DDE, DME Tools: T245 range

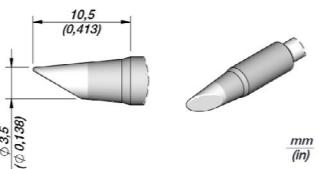
C245 Cartridges for **T245** Handles

	Ref.	Description	Image	Suggested components	Connectables
	C245-846	Cartridge Bent 2,2 x 1 L		General use	Control Units: CD, DI, DDE, DME Tools: T245 range
	C245-732	Cartridge Bent 3,2 x 1,5		General use	Control Units: CD, DI, DDE, DME Tools: T245 range
	C245-761	Cartridge Bent 3,0 x 1		General use	Control Units: CD, DI, DDE, DME Tools: T245 range
	C245-748	Cartridge Bent Bevel Ø 0,6 S1		Package 0603 Through hole	Control Units: CD, DI, DDE, DME Tools: T245 range
	C245-749	Cartridge Bent Bevel Ø 0,6 S2		Package 0603 Through hole	Control Units: CD, DI, DDE, DME Tools: T245 range
	C245-747	Cartridge Bevel Ø 0,6		Package 0603 Through hole	Control Units: CD, DI, DDE, DME Tools: T245 range
	C245-710	Cartridge Bevel Ø 1,2		Drag soldering Through hole	Control Units: CD, DI, DDE, DME Tools: T245 range
	C245-064	Cartridge Bevel Ø 1,3		Drag soldering Through hole Hoof tip with reduced tinned surface, ideal for tuch up	Control Units: CD, DI, DDE, DME Tools: T245 range


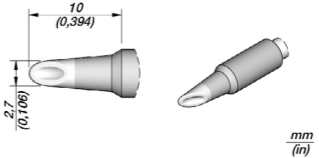
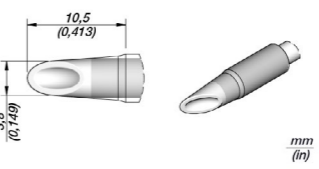
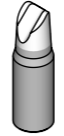
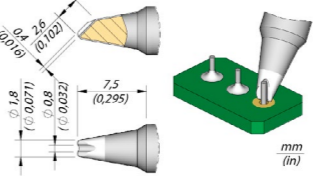
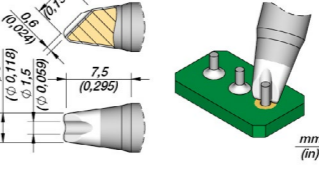
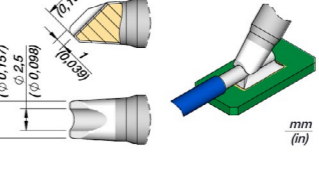
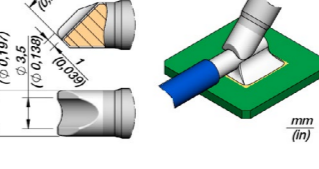
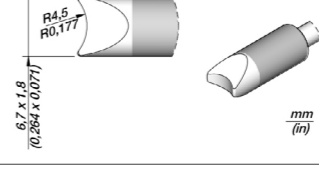

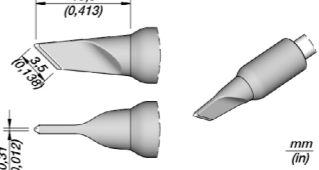
C245 Cartridges for **T245** Handles

	Ref.	Description	Image	Suggested components	Connectables
	C245-905	Cartridge Bevel Ø 1,5		Drag soldering Through hole	Control Units: CD, DI, DDE, DME Tools: T245 range
	C245-405	Cartridge Bevel Ø 1,5 HT		Drag soldering Through hole	Control Units: CD, DI, DDE, DME Tools: T245 range
	C245-102	Cartridge Bevel Ø 2		Drag soldering Through hole Hoof tip with reduced tinned surface, ideal for tuch up	Control Units: CD, DI, DDE, DME Tools: T245 range
	C245-945	Cartridge Bevel Ø 2,2		Drag soldering Through hole	Control Units: CD, DI, DDE, DME Tools: T245 range
	C245-845	Cartridge Bevel Ø 2,2 L		Drag soldering Through hole	Control Units: CD, DI, DDE, DME Tools: T245 range
	C245-784	Cartridge Bevel Ø 2,8		Drag soldering Through hole	Control Units: CD, DI, DDE, DME Tools: T245 range
	C245-793	Cartridge Bevel Ø 2,8		Drag soldering Through hole	Control Units: CD, DI, DDE, DME Tools: T245 range
	C245-912	Cartridge Bevel Ø 3		Drag soldering Through hole	Control Units: CD, DI, DDE, DME Tools: T245 range


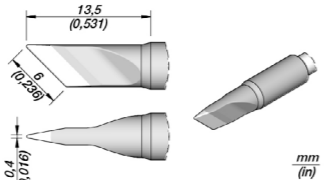
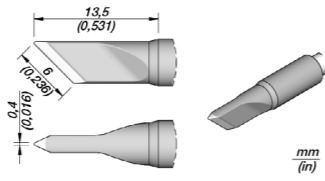
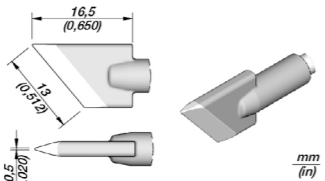
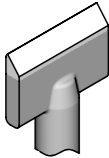
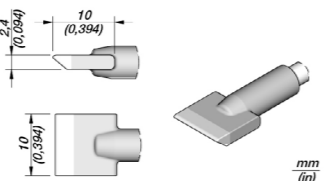
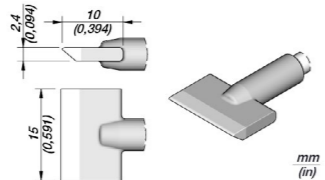
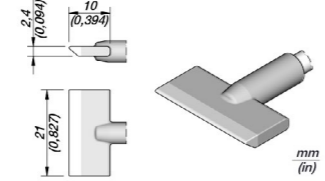
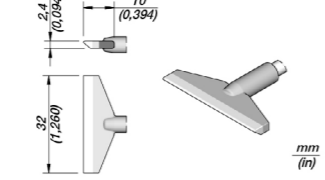
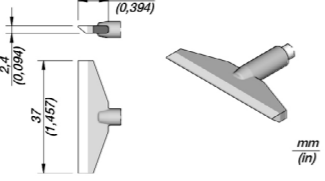
C245 Cartridges for **T245** Handles

	Ref.	Description	Image	Suggested components	Connectables
	C245-812	Cartridge Bevel Ø 3 L		Drag soldering Through hole	Control Units: CD, DI, DDE, DME Tools: T245 range
	C245-056	Cartridge Bevel Ø 3,5 HT		Drag soldering Through hole	Control Units: CD, DI, DDE, DME Tools: T245 range
	C245-256	Cartridge Bevel Ø 3,5 HT L		Drag soldering Through hole	Control Units: CD, DI, DDE, DME Tools: T245 range
	C245-951	Cartridge Bevel Ø 3,8 HT		Drag soldering Through hole	Control Units: CD, DI, DDE, DME Tools: T245 range
	C245-766	Cartridge Bevel Ø 5		Wide area	Control Units: CD, DI, DDE, DME Tools: T245 range
	C245-301	Cartridge Bevel Ø 8,8		Wide area	Control Units: CD, DI, DDE, DME Tools: T245 range
	C245-965	Cartridge Spoon Ø 1,9		Drag soldering	Control Units: CD, DI, DDE, DME Tools: T245 range
	C245-067	Cartridge Spoon Ø 2,3		Drag soldering	Control Units: CD, DI, DDE, DME Tools: T245 range

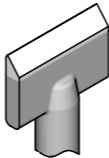
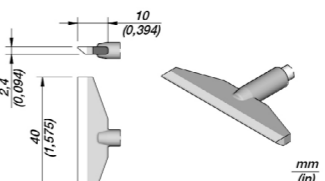
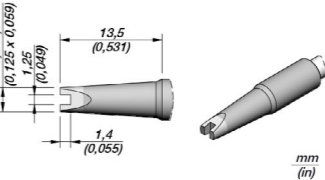

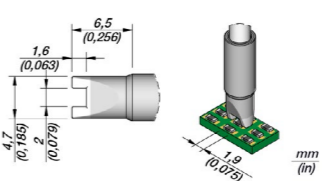
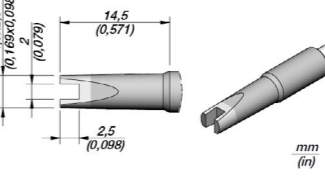
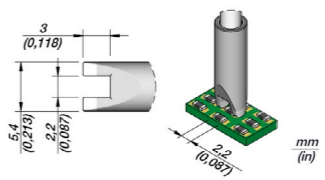
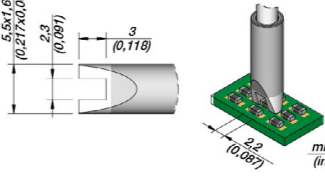
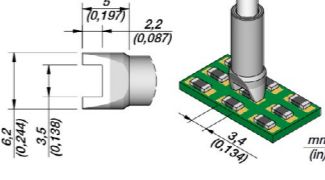
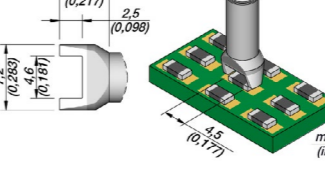
C245 Cartridges for **T245** Handles

	Ref.	Description	Image	Suggested components	Connectables
	C245-931	Cartridge Spoon Ø 2,7		Drag soldering	Control Units: CD, DI, DDE, DME Tools: T245 range
	C245-938	Cartridge Spoon Ø 3,8		Drag soldering	Control Units: CD, DI, DDE, DME Tools: T245 range
	C245-790	Cartridge Pin/Connector Ø 0,8		Through hole Cable sold/desol	Control Units: CD, DI, DDE, DME Tools: T245 range
	C245-785	Cartridge Pin/Connector Ø 1,5		Through hole Cable sold/desol	Control Units: CD, DI, DDE, DME Tools: T245 range
	C245-763	Cartridge Pin/Connector Ø 2,5		Through hole Cable sold/desol	Control Units: CD, DI, DDE, DME Tools: T245 range
	C245-760	Cartridge Pin/Connector Ø 3,5		Through hole Cable sold/desol	Control Units: CD, DI, DDE, DME Tools: T245 range
	C245-762	Cartridge Pin/Connector R. 4,5		Cable sold/desol	Control Units: CD, DI, DDE, DME Tools: T245 range
	C245-789	Cartridge Knife 3,5 x 0,3		Drag soldering	Control Units: CD, DI, DDE, DME Tools: T245 range


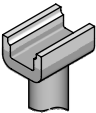
C245 Cartridges for **T245** Handles

	Ref.	Description	Image	Suggested components	Connectables
	C245-939	Cartridge Knife 6,0 x 0,4		Drag soldering	Control Units: CD, DI, DDE, DME Tools: T245 range
	C245-765	Cartridge Knife 6,0 x 0,4 S1		Drag soldering	Control Units: CD, DI, DDE, DME Tools: T245 range
	C245-955	Cartridge Knife 13,0 x 0,5		Drag Soldering Conector desoldering	Control Units: CD, DI, DDE, DME Tools: T245 range
	C245-914	Cartridge Blade 10 S1		Pad cleaning Conector desoldering	Control Units: CD, DI, DDE, DME Tools: T245 range
	C245-752	Cartridge Blade 15		Pad cleaning Conector desoldering	Control Units: CD, DI, DDE, DME Tools: T245 range
	C245-913	Cartridge Blade 21		Pad cleaning Conector desoldering	Control Units: CD, DI, DDE, DME Tools: T245 range
	C245-949	Cartridge Blade 32		Pad cleaning Conector desoldering	Control Units: CD, DI, DDE, DME Tools: T245 range
	C245-776	Cartridge Blade 37		Pad cleaning Conector desoldering	Control Units: CD, DI, DDE, DME Tools: T245 range

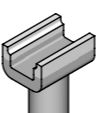
C245 Cartridges for **T245** Handles

	Ref.	Description	Image	Suggested components	Connectables
	C245-792	Cartridge Blade 40		Pad cleaning Conector desoldering	Control Units: CD, DI, DDE, DME Tools: T245 range
	C245-757	Cartridge Chip 1,25		SMD resistors SMD capacitors	Control Units: CD, DI, DDE, DME Tools: T245 range
	C245-016	Cartridge Chip 1,9		SMD resistors SMD capacitors	Control Units: CD, DI, DDE, DME Tools: T245 range
	C245-758	Cartridge Chip 2		SMD resistors SMD capacitors	Control Units: CD, DI, DDE, DME Tools: T245 range
	C245-017	Cartridge Chip 2,2 S1		SMD resistors SMD capacitors	Control Units: CD, DI, DDE, DME Tools: T245 range
	C245-150	Cartridge Chip 2,2 S2		SMD resistors SMD capacitors	Control Units: CD, DI, DDE, DME Tools: T245 range
	C245-018	Cartridge Chip 3,4		SMD resistors SMD capacitors	Control Units: CD, DI, DDE, DME Tools: T245 range
	C245-019	Cartridge Chip 4,5		SMD resistors SMD capacitors	Control Units: CD, DI, DDE, DME Tools: T245 range

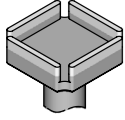
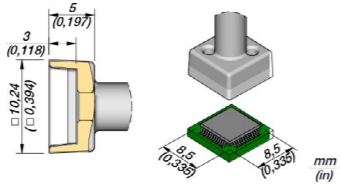
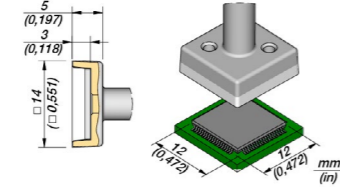
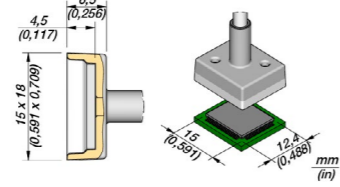
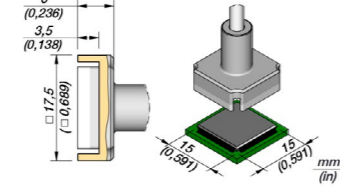
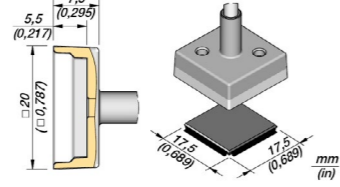
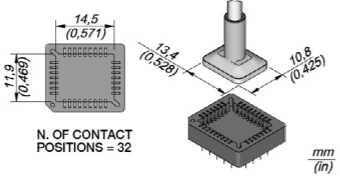
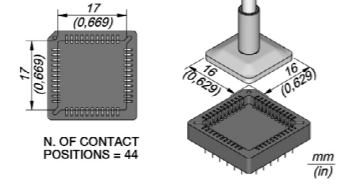

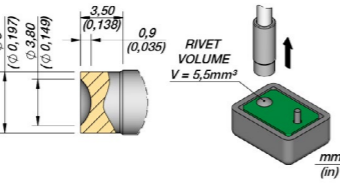
C245 Cartridges for **T245** Handles

	Ref.	Description	Image	Suggested components	Connectables
	C245-754	Cartridge Drag 0,75		Drag soldering	Control Units: CD, DI, DDE, DME Tools: T245 range
	C245-654	Cartridge Drag 0,75 L		Drag soldering	Control Units: CD, DI, DDE, DME Tools: T245 range
	C245-751	Cartridge Drag 1,25		Drag soldering	Control Units: CD, DI, DDE, DME Tools: T245 range
	C245-651	Cartridge Drag 1,25 L		Drag soldering	Control Units: CD, DI, DDE, DME Tools: T245 range
	C245-667	Cartridge Drag 1,25 S1 L		Drag soldering	Control Units: CD, DI, DDE, DME Tools: T245 range
	C245-669	Cartridge Drag 1,25 S2 L		Drag soldering	Control Units: CD, DI, DDE, DME Tools: T245 range
	C245-220	Cartridge Tunnel 5,4 x 6		Dual in Line IC	Control Units: CD, DI, DDE, DME Tools: T245 range
	C245-250	Cartridge Tunnel 5,4 x 8		Dual in Line IC	Control Units: CD, DI, DDE, DME Tools: T245 range

C245 Cartridges for **T245** Handles

	Ref.	Description	Image	Suggested components	Connectables
	C245-221	Cartridge Tunnel 5,4 x 10		Dual in Line IC	Control Units: CD, DI, DDE, DME Tools: T245 range
	C245-303	Cartridge Tunnel 6,5 x 6		Dual in Line IC	Control Units: CD, DI, DDE, DME Tools: T245 range
	C245-222	Cartridge Tunnel 7,1 x 13		Dual in Line IC	Control Units: CD, DI, DDE, DME Tools: T245 range
	C245-306	Cartridge Tunnel 9,6 x 10		Dual in Line IC	Control Units: CD, DI, DDE, DME Tools: T245 range
	C245-305	Cartridge Tunnel 9,6 x 12		Dual in Line IC	Control Units: CD, DI, DDE, DME Tools: T245 range
	C245-304	Cartridge Tunnel 9,6 x 15		Dual in Line, IC	Control Units: CD, DI, DDE, DME Tools: T245 range
	C245-215	Cartridge Tunnel 9,6 x 18		Dual in Line IC	Control Units: CD, DI, DDE, DME Tools: T245 range
	C245-226	Cartridge Tunnel 15,2 x 29		Dual in Line IC	Control Units: CD, DI, DDE, DME Tools: T245 range

C245 Cartridges for **T245** Handles

	Ref.	Description	Image	Suggested components	Connectables
	C245-223	Cartridge QFP 8,5 x 8,5		QFP	Control Units: CD, DI, DDE, DME Tools: T245 range
	C245-224	Cartridge QFP 12 x 12		QFP	Control Units: CD, DI, DDE, DME Tools: T245 range
	C245-228	Cartridge QFP 12,4 x 15		QFP	Control Units: CD, DI, DDE, DME Tools: T245 range
	C245-315	Cartridge QFP 15 x 15		QFP	Control Units: CD, DI, DDE, DME Tools: T245 range
	C245-227	Cartridge QFP 17,5 x 17,5		QFP	Control Units: CD, DI, DDE, DME Tools: T245 range
	C245-248	Cartridge Socket 11,9 x 14,5		PLCC sockets	Control Units: CD, DI, DDE, DME Tools: T245 range
	C245-247	Cartridge Socket 17 x 17		PLCC sockets	Control Units: CD, DI, DDE, DME Tools: T245 range
	C245-053	Cartridge Rivet Ø 3,8		Chrome finisg, design for plastic rivets	Control Units: CD, DI, DDE, DME Tools: T245 range

C245 Cartridges for **T245** Handles

	Ref.	Description	Image	Suggested components	Connectables
	C245-052	Cartridge Rivet Ø 4,9		Chrome finisg, design for plastic rivets	Control Units: CD, DI, DDE, DME Tools: T245 range
	C245-054	Cartridge Rivet Ø 6,5		Chrome finisg, design for plastic rivets	Control Units: CD, DI, DDE, DME Tools: T245 range
	C245-312	Cartridge for Plastics Ø 3,2		Plastics	Control Units: CD, DI, DDE, DME Tools: T245 range
	C245-313	Cartridge for Plastics Ø 4,1		Plastics	Control Units: CD, DI, DDE, DME Tools: T245 range
	C245-123	Cartridge for Plastics 4 x 4		Plastics	Control Units: CD, DI, DDE, DME Tools: T245 range
	C245-124	Cartridge for Plastics 4,25 x 2		Plastics	Control Units: CD, DI, DDE, DME Tools: T245 range
	C245-109	Cartridge Cutter 4,3 x 0,1		Plastics Remove underfill encapsulants	Control Units: CD, DI, DDE, DME Tools: T245 range
	C245-138	Cartridge Cutter 12		Plastic Rubber cutter	Control Units: CD, DI, DDE, DME Tools: T245 range

C245 Cartridges for **T245** Handles

Ref.	Description	Image	Suggested components	Connectables
C245-121	Cartridge Cutter 13		Plastic Rubber cutter	Control Units: CD, DI, DDE, DME Tools: T245 range
C245-311	Cartridge for Plastics 20 x 6		Plastics	Control Units: CD, DI, DDE, DME Tools: T245 range
C245-119	Cartridge Conical Teflon Ø 1		Plastics	Control Units: CD, DI, DDE, DME Tools: T245 range
C245-116	Cartridge Pin/Connector R. 1		Through hole Coaxial connector	Control Units: CD, DI, DDE, DME Tools: T245 range
C245-122	Cartridge Pin/Connect. 1,5 x 0,5		Cylinder parts	Control Units: CD, DI, DDE, DME Tools: T245 range
C245-764	Cartridge Fine Pitch Ø 0,5		Package 0603 QFP, IC, .. Fine pitch	Control Units: CD, DI, DDE, DME Tools: T245 range
C245-771	Cartridge Bent 1 x 0,1		Cable soldering to connector Fine pitch	Control Units: CD, DI, DDE, DME Tools: T245 range
C245-117	Cartridge Flat Ø 1,45		Through hole	Control Units: CD, DI, DDE, DME Tools: T245 range

C245 Cartridges for **T245** Handles

Ref.	Description	Image	Suggested components	Connectables
C245-118	Cartridge Pin/Wire 0,4		Through hole Wire tinning	Control Units: CD, DI, DDE, DME Tools: T245 range
C245-730	Cartridge Blade 10 S2		Pad cleaning Conector desoldering	Control Units: CD, DI, DDE, DME Tools: T245 range
C245-268	Cartridge Pin/Wire 1,5		Through hole	Control Units: CD, DI, DDE, DME Tools: T245 range
C245-136	Cartridge Micro Stick Switch		Micro Stick desoldering	Control Units: CD, DI, DDE, DME Tools: T245 range
C245-772	Cartridge Nickel 1,4 x 0,7 S1		HMP soldering	Control Units: CD, DI, DDE, DME Tools: T245 range
C245-009	Cartridge S-Lead 4,5 x 1,8		Drag Soldering	Control Units: CD, DI, DDE, DME Tools: T245 range
C245-010	Cartridge J-Lead 4,5 x 1,8		Drag soldering J-lead	Control Units: CD, DI, DDE, DME Tools: T245 range
C245-SP01	Solder Pot Cartridge 15 x 18		Tinnig wires Desoldering Through Hole Multipin components	Control Units: CD, DI, DDE, DME Tools: T245 range



C250 Cartridge range
for **AL250** Auto-Feed & **AP250** Solder Feed Irons

Ref.	Description	Image	Suggested components	Connectables
C250-420	Cartridge Bent Ø 0,4		Package 0201, 0402 Fine pitch 0,65mm QFP, IC, ..	Stations: AL, CA Tools: AL250-B AP250
C250-401	Cartridge Bent Ø 0,6		Package 0603 QFP, IC, ..	Stations: AL, CA Tools: AL250-B AP250
C250-402	Cartridge Bent Ø 0,8		General use	Stations: AL, CA Tools: AL250-B AP250
C250-403	Cartridge Bent Ø 1		General use	Stations: AL, CA Tools: AL250-B, AP250
C250-409	Cartridge Bent Ø 1,7		General use	Stations: AL, CA Tools: AL250-B AP250
C250-410	Cartridge Bent Ø 2,2		General use	Stations: AL, CA Tools: AL250-B AP250
C250-404	Cartridge Bent 1,2 x 0,7		General use	Stations: AL, CA Tools: AL250-B AP250

C250 Cartridges for **AL250** Auto-Feed & **AP250** Solder Feed Irons

Ref.	Description	Image	Suggested components	Connectables
C250-405	Cartridge Bent 1,8 x 0,8		General use	Stations: AL, CA Tools: AL250-B AP250
C250-406	Cartridge Bent 2,2 x 1		General use	Stations: AL, CA Tools: AL250-B AP250
C250-418	Cartridge Ben 3,2 x 1,5		General use	Stations: AL, CA Tools: AL250-B AP250
C250-412	Cartridge Bent 4,8 x 1,5		General use	Stations: AL, CA Tools: AL250-B AP250
C250-407	Cartridge Chisel 1,2 x 0,7		General use	Stations: AL, CA Tools: AL250-B AP250
C250-408	Cartridge Chisel 2,2 x 1 S1		General use	Stations: AL, CA Tools: AL250-B AP250
C250-413	Cartridge Chisel 2,2 x 1 S2		General use	Stations: AL, CA Tools: AL250-B AP250
C250-411	Cartridge Chisel 4,8 x 1,5		General use	Stations: AL, CA Tools: AL250-B AP250