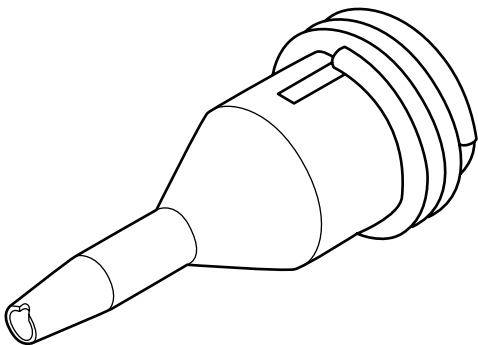


JBC

www.jbctools.com

INSTRUCTION MANUAL



Micro Desoldering Tips

Ref. C360

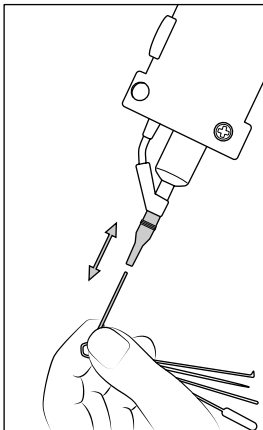
Tip care

The largest rod that fits in the tip hole should periodically be passed through in order to clean the intake tube.

The microdesoldering tips are protected against oxidization and wear.

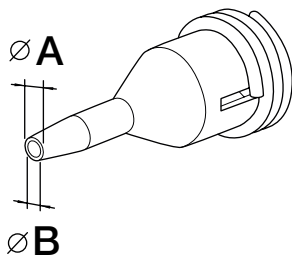
Do not use abrasive tools which may damage the tips protective surface coating and avoid knocking them about.

To maintain the tips use the cleaning methods recommended (brass wool, brushes, sponge). Only use the TT-A re-tinner when absolutely necessary.



Tips Range

		Ø A		Ø B		Ø max. pin	
		mm	in	mm	in	mm	in
Through-hole desoldering	C360-001	1	0.039	0.6	0.024	0.4	0.016
	C360-002	1.2	0.047	0.8	0.032	0.6	0.024
	C360-003	1.4	0.055	1	0.039	0.8	0.032
	C360-004	1.6	0.063	1.2	0.047	1	0.039
	C360-007	1.9	0.075	1.4	0.055	1.2	0.047
	C360-006	3	0.118	1.5	0.059	1.3	0.051
Pads cleaning	C360-011	1	0.039	0.6	0.024	-	-
	C360-012	1.3	0.051	0.8	0.032	-	-
	C360-013	1.4	0.055	1	0.039	-	-
	C360-014	1.6	0.063	1.2	0.047	-	-



JBC

Warranty

JBC's 2 year warranty covers this equipment against all manufacturing defects, including the replacement of defective parts and labour.

Warranty does not cover product wear or misuse.

In order for the warranty to be valid, equipment must be returned, postage paid, to the dealer where it was purchased.



This product should not be thrown in the garbage.

In accordance with the European directive 2012/19/EU, electronic equipment at the end of its life must be collected and returned to an authorized recycling facility.



www.jbctools.com