

JBC

www.jbctools.com



DS360

MICRO DESOLDERING IRON

DS360-A / MICRO DESOLDERING IRON

DS360-A
MICRODESOLDERING IRON

MANUAL



C360002 x 5

C360004 x 5

0008466

0008473 x 2

0008297

0008467 x 2

CLEANING RODS

FILTER

CLEANING BRUSH


SOLDER COLLECTOR



INSTALLATION

DESOLDERING PUMP

CONTROL UNIT




Connectable control units:
DI, DD, DM and RM

Connectable singles line:
CS and CV

DS360-A
MICRO DESOLDERING IRON



CHANGING THE HEATING ELEMENT / DSV-DS




1. To perform this operation, must remove the filter.

2. Undo the screw indicated in the picture and place the new heating element.

CHANGING THE TIP

Tip's fasten area.

Do not hold it on the spring clamp

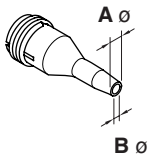


To remove the tip, use a pair of flat-nosed pliers, twist the tip and pull.

IMPORTANT:

This must be done only when the tool is hot.

TIP RANGE



C360-001

ØA: 1
ØB: 0.8
Ømax.pin: 0.4



C360-002

ØA: 1.2
ØB: 0.8
Ømax.pin: 0.6



C360-003

ØA: 1.4
ØB: 1
Ømax.pin: 0.8



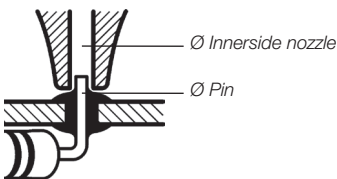
C360-004

ØA: 1.4
ØB: 1
Ømax.pin: 0.8



TIP SELECTION

Ø Innerside nozzle > Ø Pin



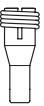
C360-007

ØA: 1.9
ØB: 1.4
Ømax.pin: 1.2



C360-006

ØA: 3
ØB: 1.5
Ømax.pin: 1.3



TECHNICAL SPECIFICATIONS

- Total weight: 176 gr. aprox
- ESD Safe



This product should not be
thrown in the garbage.

JBC

WARRANTY

JBC's 2 years warranty guarantees this equipment against all manufacturing defects, covering the replacement of defective parts and all necessary labour.

Warranty does not cover product wear due to use or mis-use.

In order for the warranty to be valid, equipment must be returned, postage paid, to the dealer where it was purchased enclosing this fully filled in, sheet.

SERIAL N°

STAMP OF DEALER

DATE OF PURCHASE

www.jbctools.com

0008864-0513