

JBC

www.jbctools.com



Nitrogen Flow Regulator

Ref. MN-A

Packing List

The following items should be included:

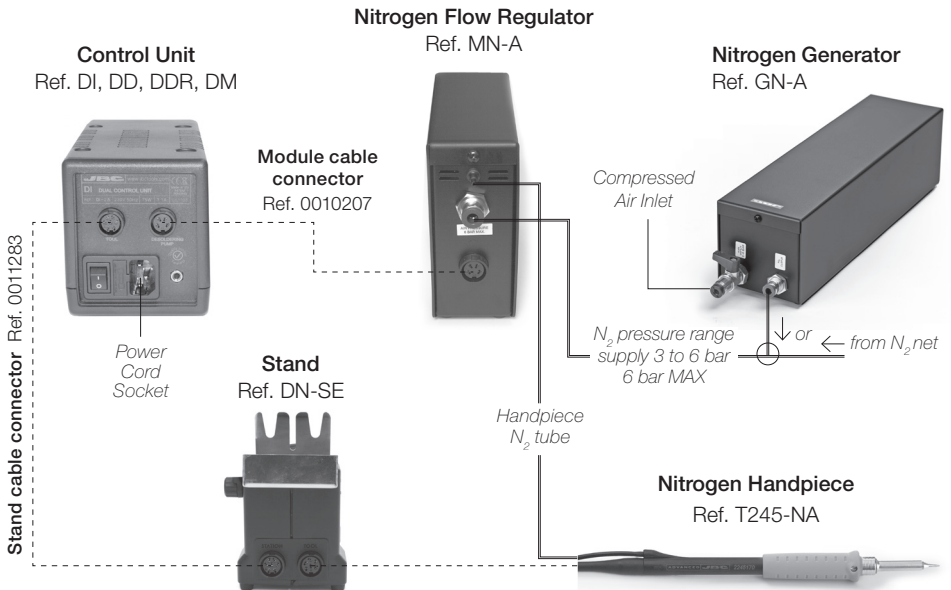
Nitrogen Flow Regulator 1 unit
Ref. MN-A

Module Cable connector 1 unit
Ref. 0010207

Manual 1 unit
Ref. 0009191



Connection

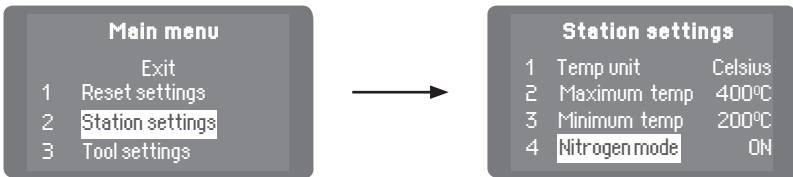


———— Nitrogen Gas Circuit - - - - - Electric Circuit


Description

The MN is an electrovalve controlled by the soldering station that allows you to solder with nitrogen with a minimum gas consumption.

Once the MN-A (Nitrogen Flow Regulator) has been connected to the Control Unit, enter into the Station Settings menu and switch on the Nitrogen Mode.



The module will let the gas flow when taking out the tool from the stand and turning off when the tool is again placed in its stand and reaches the sleep temperature.



Specifications

- Weight: 1,142 kg (2.51 lb)
- Dimensions: 50 x 120 x 130 mm (1.97 x 4.72 x 5.12 in)
- Voltage (AC): 24V (from control unit)
- Power: 3W
- N2 flow regulation: 0,5 - 3,5 SLPM (5 Bar)
- Max. Pressure 6 bar
- Ambient operating temperature: 10 - 40 °C (50 - 104 °F)

Complies with CE standards.
ESD protected.

JBC

Warranty

JBC's 2 year warranty covers this equipment against all manufacturing defects, including the replacement of defective parts and labour.

Warranty does not cover product wear or misuse.

In order for the warranty to be valid, equipment must be returned, postage paid, to the dealer where it was purchased.

Register your warranty within 30 days of purchase in www.jbctools.com/productregistration



This product should not be thrown in the garbage.

In accordance with the European directive 2002/96/EC, electronic equipment at the end of their life must be collected and returned to an authorized recycling facility.



Manual in other languages available on our website

www.jbctools.com