

JBC

www.jbctools.com

INSTRUCTION MANUAL



SB05CC

5cc Syringe Barrel

This manual corresponds to the following reference:


SB05CC

Packing List

The following items are included:



5cc Syringe Barrel + Piston and Cap 5 units

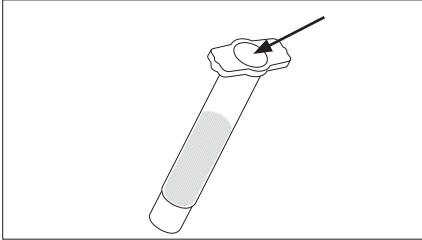


Manual 1 unit
Ref. 0027371

Operation

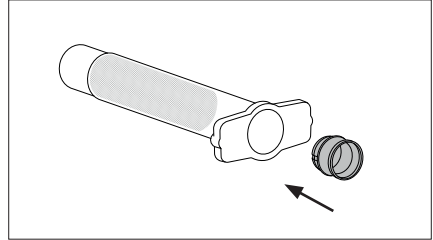
The SB05CC is designed to be used with JBC's Manual Solder Paste Dispenser DPM*, with JBC's Needles ND-KS* and Tapered Tips ND-KP* .

1. Syringe Filling



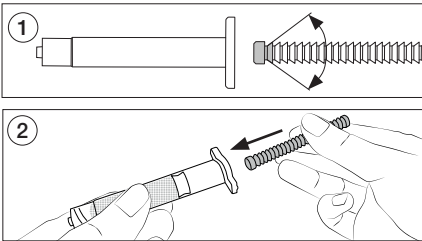
Fill in the syringe barrel with solder paste.

1. Piston Placement



Take the barrel filled with solder paste and place the piston into the barrel.

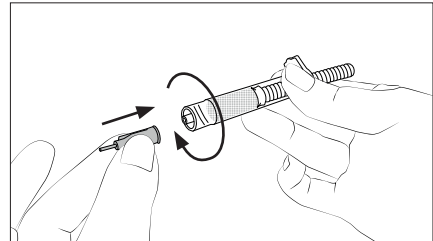
2. Plunger Placement



1. Pay attention to the fact that the plunger enters with its cylindrical part in the syringe and the direction of the teeth angle corresponds to the upper image. Otherwise, the DPM does not work properly.

2. Insert the plunger into the piston and press the piston against the solder paste to eliminate the air inside the barrel.

3. Tip Placement



Thread the tip* onto the syringe barrel.

* More information at www.jbctools.com.

Specifications

SB05CC

Syringe Barrel

Ref.: **SB05CC**

- Volume Capacity: 5 cc / 0.17 fl OZ
- Weight: 0.02 kg / 0.04 lb

- Total Package Dimensions / Weight: 90 x 55 x 40 mm / 0.03 kg
(L x W x H) 3.54 x 2.17 x 1.57 in / 0.07 lb

Complies with CE standards
ESD Safe

JBC

Warranty

JBC's 2 year warranty covers this equipment against all manufacturing defects, including the replacement of defective parts and labour.

Warranty does not cover product wear or misuse.

In order for the warranty to be valid, equipment must be returned, postage paid, to the dealer where it was purchased.



This product should not be thrown in the garbage.

In accordance with the European directive 2012/19/EU, electronic equipment at the end of its life must be collected and returned to an authorized recycling facility.



www.jbctools.com