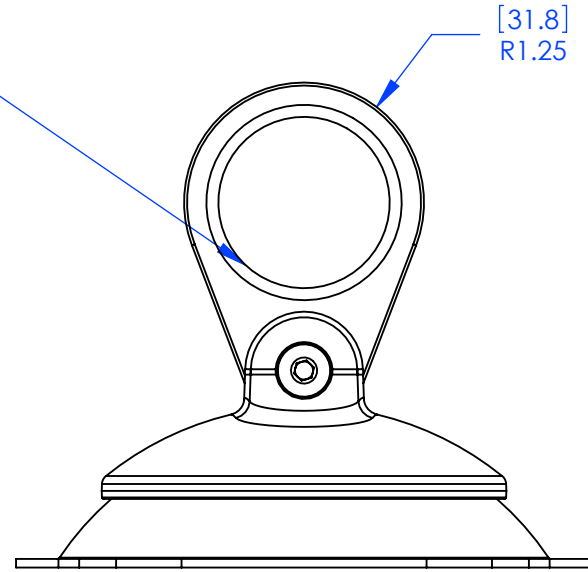


1-1/2" NPT

[31.8]
R1.25

UP-DOWN TILT +/- 15°
LEFT-RIGHT SWIVEL +/- 75°



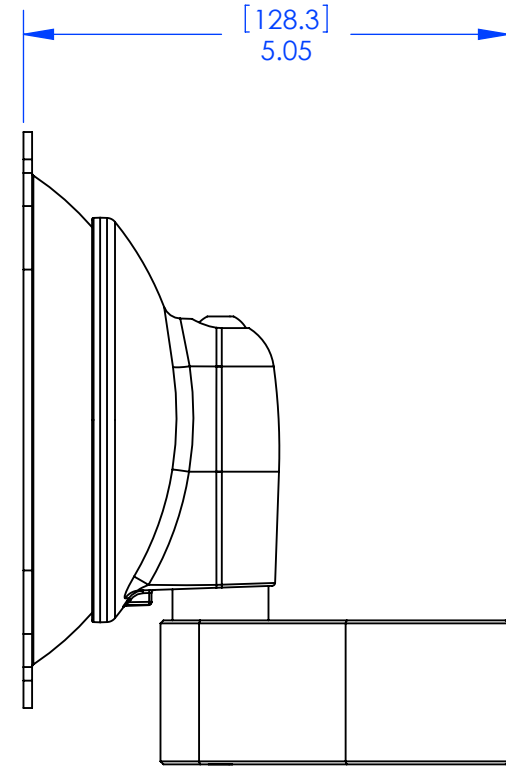
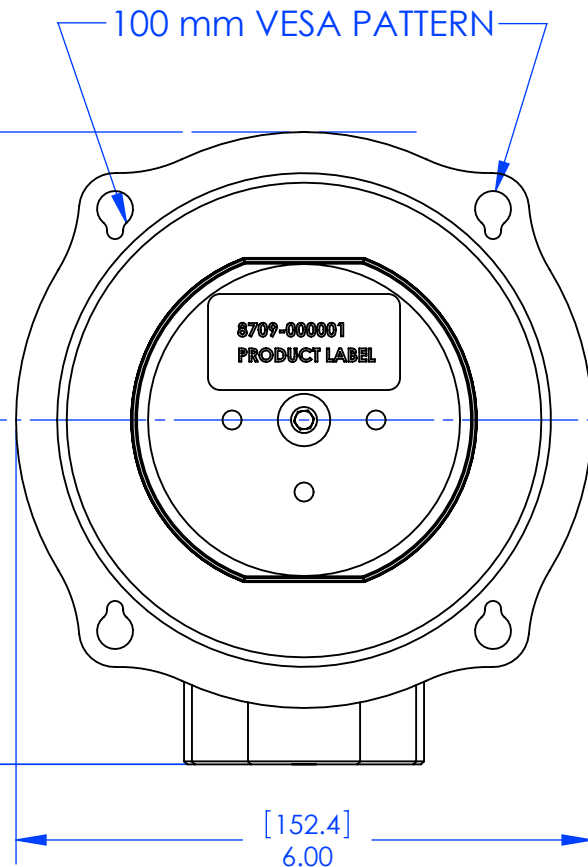
100 mm VESA PATTERN

[167.3]
6.59

[91.1]
3.59

C/L OF VESA PATTERN

[152.4]
6.00



CHIEF MANUFACTURING INC.
MOUNT ORDER NUMBER IS JHS-210
PHONE: 1-800-582-6480

SHEET SCALE = 1:4

THE INFORMATION AND DESIGNS CONTAINED
IN THIS DRAWING ARE CONFIDENTIAL AND THE
PROPRIETARY PROPERTY OF CHIEF MFG., INC.
NEITHER THIS DESIGN NOR ANY INFORMATION
CONTAINED IN THIS DRAWING MAY BE
REPRODUCED OR DISCLOSED TO OTHERS
WITHOUT THE EXPRESS WRITTEN CONSENT OF
CHIEF MFG., INC.



8401 EAGLE CREEK PKY
SUITE #700
SAVAGE, MN 55378
PHONE: 952-894-6280
FAX: 877-894-6918

TITLE
CUSTOMER PRINT
JHS-210

SIZE DWG. NO.
B JHS-210

JHS-210
D
C
B
A